
ATTACHMENTS DISTRIBUTED UNDER SEPARATE COVER

**CCL 23/03/2021 – PUBLIC EXHIBITION OF DRAFT 2021/22 OUR
BUDGET (DELIVERY PROGRAM 2018-2022 AND OPERATIONAL
PLAN 2021/22) AND DRAFT 2021/22 FEES AND CHARGES**

PAGE 3	ITEM-28	Attachment A:	Draft 2021/22 Our Budget (2018-2022 Delivery Program and 2021/22 Operational Plan)
PAGE 86	ITEM-28	Attachment B:	Draft 2021/22 Fees and Charges Register

DISTRIBUTED UNDER SEPARATE COVER

ATTACHMENTS DISTRIBUTED UNDER SEPARATE COVER

**CCL 23/03/2021 – PUBLIC EXHIBITION OF DRAFT 2021/22 OUR
BUDGET (DELIVERY PROGRAM 2018-2022 AND OPERATIONAL
PLAN 2021/22) AND DRAFT 2021/22 FEES AND CHARGES**

ITEM-28 **Attachment A:** Draft 2021/22 Our Budget (2018-2022 Delivery
Program and 2021/22 Operational Plan)

DISTRIBUTED UNDER SEPARATE COVER

Delivery Program 2018-2022
and Operational Plan 2021/22

Our Budget 2021/22

DRAFT



newcastle.nsw.gov.au



City of
Newcastle

Enquiries

For information contact
**Corporate Planning
and Performance Team**
Phone 4974 2000

Published by
City of Newcastle
PO Box 489, Newcastle NSW 2300
Phone 4974 2000 Fax 4974 2222
mail@ncc.nsw.gov.au
newcastle.nsw.gov.au

© 2021 City of Newcastle

Contents

Welcome

Lord Mayor's message _____ 8

Chief Executive Officer's message _____ 10

Summary/Highlights

Our City

Newcastle at a glance _____ 14

Who we are _____ 18

Elected Council _____ 20

Our organisation _____ 23

Our vision and values _____ 24

Highlights for 2021/22 _____ 26

Our funding summary _____ 28

Our works program _____ 30

Our Plan

About this Plan _____ 34

Involving our Community _____ 36

Our Strategic Directions _____ 38

 Integrated and Accessible Transport _____ 43

 Protected Environment _____ 51

 Vibrant, Safe and Active Public Places _____ 61

 Inclusive Community _____ 71

 Liveable Built Environment _____ 79

 Smart and Innovative _____ 87

 Open and Collaborative Leadership _____ 97

Financial Management

Financial estimates _____ 114

Capital works program _____ 116

Special Rate Variations _____ 118

Rates _____ 120

Revenue Policy _____ 130

Restricted Cash Policy _____ 134

Supporting our plans

Long Term Financial Plan _____ 140

Asset Management Planning _____ 150

Workforce Management Plan _____ 154

Welcome



Acknowledgment

City of Newcastle acknowledges that we operate on the grounds of the traditional country of the Awabakal and Worimi peoples.

We recognise and respect their cultural heritage, beliefs and continuing relationship with the land, and that they are the proud survivors of more than two hundred years of dispossession.

CN reiterates its commitment to address disadvantages and attain justice for Aboriginal and Torres Strait Islander peoples of this community.

Smoking ceremony held at the new City Administration Centre building at 12 Stewart Avenue. The ceremony also included; Wakakulang Dance Troupe, Aboriginal catering and a special guest talk by local artist Saretta Fielding.

We are committed to the achievement of the United Nations' Sustainable Development Goals (SDGs). We have adopted the SDGs and New Urban Agenda as cornerstones for City of Newcastle (CN).

In September 2015, Australia was one of 193 countries, to commit to the SDGs. These goals provide a global roadmap for all countries to work towards a better world for current and future generations.





A message from our Lord Mayor

This past year has been one like no other. Many Novocastrians were impacted by the COVID-19 global pandemic, but as we have shown collectively, we are a city that is resilient in times of crisis.

During COVID-19, we made strong and decisive decisions to protect and expand our services, while increasing investment into capital works to stimulate the local economy, support our community most at risk and protect local jobs.

These decisions were only possible due to our strong Financial sustainability delivered over previous years through prudent and progressive economic management.

A key focus of the 2021/22 Budget is to continue on the path of financial sustainability, deliver the many essential services expected of local government, invest \$90.4 million in our city through our capital works program all whilst delivering a modest surplus for 2021/22.

Our shared vision for Newcastle 2030 includes a commitment to the United Nations' Sustainable Development Goals, a macro blueprint for peace and prosperity that we're championing at the local level. The cornerstone of delivering these projects, activities and services is collaboration with our community to create a smart, liveable and sustainable global city.

Investment in our city-wide services is a key priority. We are investing to upgrade Newcastle Ocean Baths, Foreshore Park, and build a new Western Corridor active hub at Wallsend.

We will deliver new playgrounds, sports ground amenities and fenced off-leash dog areas in 2021/22 and will continue the work we are doing on our local centre renewals program with upgrades at Wallsend Town Centre and Orchardtown Road, New Lambton.

We remain firmly committed to enhancing environmental sustainability and waste reduction innovation, including the construction of an organics facility at our state-of-the-art Summerhill Waste Management Facility. Our street tree planting program across the city will see us plant thousands of additional street and park trees right across the city and throughout our suburbs.

Importantly, we continue to dedicate significant resources towards restoring a sandy, renourished beach at Stockton.

Investment in our works program will occur right across our city with capital works spend of \$90.4 million. Key highlights include:

\$13.7m for upgrades to local roads, bridges and footpaths

\$11m for waste management, including \$8m towards the construction of an organics facility to compost food and green waste

\$8.1m for suburban and city centre renewal (including East End public domain works and Local Centre upgrades at Wallsend and Orchardtown Road, New Lambton)

\$10.5m for environmental sustainability projects, including \$2m for ongoing Stockton Beach sand renourishment activities to provide protection against coastal erosion, and maintain the sandy beach amenity

\$9.1m for new and improved parks, playgrounds, sporting and aquatic facilities (including \$4m on the Newcastle Ocean Baths Upgrade Project)

\$7.7m on storm water upgrades to address localised flooding and improved stormwater systems

\$2m towards the expansion of the Newcastle Art Gallery

\$1.1m to plant new street and park trees

\$5m on transport including \$1.5m on cycleways and \$3.1m on local traffic management and pedestrian access and mobility

\$4.3m on strategic projects including \$2.4m on Smart cities and \$1.1m to improve customer experience

\$2.2m on Bather's way

18 new apprentices (includes one graduate)

Actions and initiatives from key strategies and plans adopted in 2020/21, including the Cycling Plan, Parking Plan, Climate Action Plan, Destination Management Plan, Customer Experience Strategy and Economic Development Strategy.

Our strategic priorities, set out in our Newcastle 2030 shared vision, will be refreshed this year and we look forward to engaging with all Novocastrians as we set our City's key priorities towards 2040.

Newcastle 2040 is our collective map to a brighter future for all, reflecting what we value and will drive the delivery of projects over the next 10 years to make Newcastle an even better place to live.

Thank you to our dedicated staff and our elected Councillors who have had the courage to pursue a new future for our city, and to our community who have supported our bold vision.

Councillor Nuatali Nelmes

Lord Mayor of Newcastle



A message from our Chief Executive Officer

The 2021/22 budget forecasts a \$23.5 million turnaround in the financial fortunes of the City of Newcastle compared with just twelve months ago. The magnitude of this recovery is both a measure of the strong foundations upon which our organisation has been rebuilt during the past six years, as well as an indicator that our city is on the road to recovery from the local and national recession COVID-19 created.

Every year's budget becomes the most important budget in the city's history. That's predominantly because the annual budget is an opportunity to add another layer of strength to the City's financial sustainability.

This financial sustainability is what allowed City of Newcastle to have the confidence to pivot last year when a then looming national recession became clear, and accelerate our expenditure to become just the second local government in Australia to fund a community resilience package for those most in need. Today our city has climbed back to its feet, allowing this budget to be an opportunistic one, built around themes of economic diversity and attraction, population growth and enhanced liveability.

We will achieve this in part through the delivery of a \$90.4 million infrastructure program, as part of an overall \$330 million spend.

A strong focus again is on the environmental sustainability of our operations with projects such as the construction of a commercial grade organics recycling facility which will enable CN to process garden organics and food waste while also significantly increasing our waste diversion performance. Several million dollars will also be invested in repairs to the Mitchell St seawall at Stockton while testing occurs offshore to firm up our certified plan to annually spray large volumes of sand back onto the beach as part of a long term strategy to address coastal erosion.

When I commenced at the City of Newcastle in 2017, I made a promise to myself that we would find the money to restore the Newcastle Ocean Baths. With the support of the Lord Mayor and Councillors, this budget is the first in more than fifty years to allocate significant funding to restoring our iconic baths. Simply said, the community has waited long enough for the jewels to be returned to Newcastle's crown.

Just as importantly, we have allocated \$3.3 million towards early works associated with the expansion of the Newcastle Art Gallery. Councillors recently unanimously backed the decision to commit ratepayers' funds to what is the most valuable art collection anywhere in regional Australia. When this project is delivered, it will attract almost 100,000 new visitors annually to our city. With these people come money and jobs for our community. There could be no better justification for the expansion of the Art Gallery.

This budget marks a turning point in that many of the projects and actions contained within it are the result of the more strategic approach to investment we have been building towards in recent years. Our new the Economic Development Strategy, Climate Action Plan, Destination Management Plan, Cycling Plan, Parking Plan and the Customer Experience Strategy are just some of the tools we now have at our disposal in determining how we prioritise expenditure.

Lastly, I cannot miss the opportunity to thank the incredible staff within City of Newcastle for their continuing dedication to our vision to become a smart, liveable and sustainable global city. COVID-19, for all its carnage, created a platform for City of Newcastle to demonstrate its flexibility, and agility in how it serves the community. This year's budget capitalises on this, funding projects that are the creation of innovative staff, but reliant on hardworking colleagues to make them happen.

Jeremy Bath
Chief Executive Officer

Our City



Newcastle at a glance

Our Population

Newcastle Population 2021: 171,307
Population by 2041: 202,049

Greater Newcastle Population 2016: 569,900
Population by 2041: 699,200



Our People



Median age **37**
31% Residents aged under 24
13.9% Residents born overseas



3.5%
Of our population identify as Aboriginal or Torres Strait Islander

Remplan, Id profile

Our Households



Average household size
2.36 people



69,019
Dwellings



30.3% Of the dwellings are medium or high density compared to
17% In Regional NSW



Average household income
\$1,398 Per week



80.85%
Have internet access at home

Remplan, Id profile

Our Work



Regional employment hub
102,800 Jobs
54,376 Workers live in another local government area



19.7%
Jobs in healthcare and social assistance

Remplan

Our Transport



406,000
Ferry passenger trips in one year
January 2020 - January 2021



715,000
People used our tram line
January 2020 - January 2021

Household Travel Survey, opendata.transport.nsw.gov.au

Our Economy



Median property price
\$~600,000



\$18.22 billion
Gross regional product



Largest industry
Manufacturing
\$4.86 billion
In economic output



5 million
Annual visitors

Id profile, Remplan

The figures show increases across the domestic day-trippers (62.3 per cent), domestic overnight visitors (54.9 per cent), and international travellers (16 per cent) over the past five years. The value of the tourism economy has also expanded significantly, experiencing a five-year increase of 57.6 per cent to be worth \$1.127 billion in the 12 months to March 2019.

We provide



We manage



Waste management and recycling



Tourism and economic development



Lifeguard patrols at our beaches and ocean baths



Childcare



Pet registration and animal control



Events and licensing



Parking strategy and enforcement



Community and cultural facilities + programs



Strategic planning - our long-term planning



Assessing residential and commercial development applications



Regulatory services



Community engagement about plans, services and facilities



850km
Length of roads



972km
Pathways



79km
Length of creeks



6
Main beaches



88
Bushland parcels



7
Ocean baths and aquatic centres



98,221
Street and park trees



147
Sporting grounds



116
Playgrounds



15
Grandstands



9
Skate facilities

Who we are

CN has two parts, but one shared voice:

The Elected Council and The Administration

Elected Council

A popularly elected Lord Mayor and twelve Councillors make up the elected body of City of Newcastle (CN). The Newcastle Local Government Area (LGA) is divided into four wards, with each ward represented by three councillors who are elected for a four-year term. Council elections due to be held in September 2020, have been postponed to 2021 due to Covid-19.

Under the *Local Government Act 1993*, councillors have a responsibility to:

be an active and contributing member of the governing body;

make considered and well-informed decisions as a member of the governing body;

participate in the development of the integrated planning and reporting framework;

represent the collective interests of residents, ratepayers and the local community;

facilitate communication between the local community and the governing body;

uphold and represent accurately the policies and decisions of the governing body;

make all reasonable efforts to acquire and maintain the skills necessary to perform the role of a councillor.

A councillor represents residents and ratepayers, provides leadership and guidance to the community, and facilitates communication between the community and the organisation. Council meets every second, third and fourth Tuesday of the month from February to November and as required in December.

The Administration

The Administration is organised into five Directorates, each with a range of responsibilities.

The Chief Executive Officer (CEO) leads the administrative arm of CN and is responsible for its efficient and effective operation of and ensuring that the decisions of the elected Council are implemented.

The CEO reports to the elected Council.

Advisory Committees and Standard Committees

Advisory Committees are established under Part Q of Council's Code of Meeting Practice to provide advice to the elected Council on matters of strategic significance, and to provide advice to CN on implementation of relevant matters aligned to the Community Strategic Plan. Advisory Committees may make recommendations to Council or a Committee of Council, but no functions are delegated to them by Council.

The four Committees are:

Infrastructure Advisory Committee

Strategy and Innovation Advisory Committee

Community and Culture Advisory Committee

Liveable Cities Advisory Committee

CN Standing Committees are:

Guraki Aboriginal Advisory Committee

Access Inclusion Advisory Committee

Youth Council

Asset Advisory Committee

The Audit and Risk Committee continue to provide independent assurance and assistance to CN on risk management, control, governance and external accountability requirements.

Elected Council



Cr Nuatali Nelmes
Lord Mayor (Labor)



Cr Emma White
(Labor)



Cr John Mackenzie
(Greens)



Cr John Church
(Independent)



Cr Carol Duncan
(Labor)



Cr Kath Elliott
(Independent)



Cr Brad Luke
(Liberal)



Cr Declan Clausen
Deputy Lord Mayor (Labor)



Cr Andrea Rufo
(Independent)



Cr Peta Winney-Baartz
(Labor)



Cr Jason Dunn
(Labor)



Cr Matthew Byrne
(Labor)



Cr Allan Robinson
(Independent)

Ward 1

Carrington, Cooks Hill (part), Islington, Maryville, Mayfield, Mayfield East, Mayfield West, Newcastle, Newcastle East, Newcastle West (part), Stockton, The Hill, Tighes Hill, Warabrook, Wickham

Ward 2

Bar Beach, Adamstown, Adamstown Heights, Broadmeadow, Cooks Hill (part), Hamilton, Hamilton East, Hamilton South, Kotara (part), Merewether, Merewether Heights, Newcastle West (part), The Junction

Ward 3

Birmingham Gardens, Callaghan, Georgetown, Jesmond, Hamilton North, Kotara, Lambton, New Lambton, New Lambton Heights, North Lambton, Rankin Park, Wallsend (part), Waratah, Waratah West

Ward 4


Beresfield, Black Hill, Elernmore Vale, Fletcher, Hexham, Lenaghan, Maryland, Minmi, Sandgate, Shortland, Tarro, Wallsend (part)



Our organisation



Chief Executive Officer
Jeremy Bath

Governance	Strategy and Engagement	People and Culture	Infrastructure and Property	City Wide Services
				
David Clarke	Brett Smith	Fiona Leatham	Ken Liddell	Alissa Jones
Finance	Information Technology	Safety and Wellbeing	Depot Operations	Art Gallery
Legal	Major Events and Corporate Affairs	Workforce Development	Assets and Projects	Museum
Regulatory, Planning and Assessment	Community, Strategy and Innovation	Strategic Partnering	Civil Construction and Maintenance	Civic Services
Transport and Compliance	Customer Experience		Property and Facilities	Libraries and Learning
				Waste Services
				Parks and Recreation

City of Newcastle employs over 1,360 staff and is responsible for providing services and facilities to more than 170,000 people.

Organisational vision



Our values

Our values guide the day-to-day activities and behaviour of our staff and underpin the culture of our organisation.

Our values were reviewed and updated in 2019 to ensure that they remain reflective of the culture and the way in which we work and behave, as individuals and as an organisation.



Cooperation

We work together as an organisation, helping and supporting each other



Respect

We respect diverse views and opinions and act with integrity



Excellence

We strive for quality and improvement in everything we do



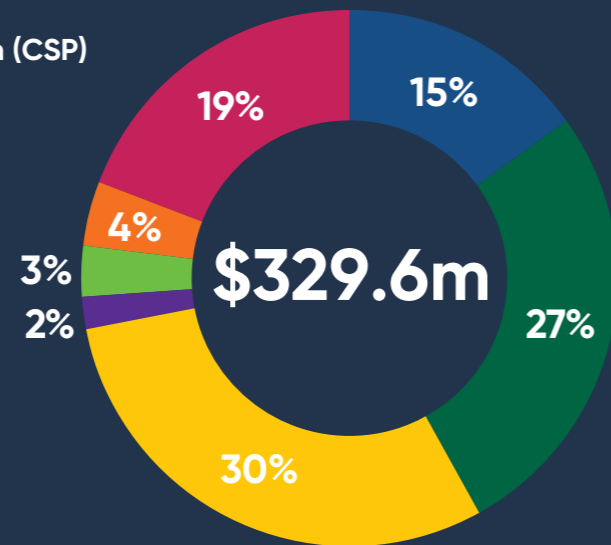
Wellbeing

We develop a safe and supportive environment

Highlights for 2021/22

Expenditure by Community Strategic Plan (CSP) theme

- Integrated and Accessible Transport
- Protected Environment
- Vibrant, Safe and Active Public Places
- Inclusive Community
- Liveable Built Environment
- Smart and Innovative
- Open and Collaborative Leadership




We manage **\$2 billion** worth of assets


We will spend **\$329.6 million** on community services
\$90.4 million on infrastructure spend

We forecast a **\$1.2 million** surplus

We will deliver **315 projects**
257 actions


 Newcastle Ocean Baths upgrade (pool and design of pavillion)


 Glebe Road Adamstown to Newcastle West Cycleway

 Stockton Coastal works including sand nourishment

 Expansion of Newcastle Art Gallery


 Bathers Way - South Newcastle

 Passmore Oval upgrade (canteen renewal, storage & disabled toilet)

 Newcastle After Dark community survey and trial

 East End Public Domain upgrades

 Organic Waste Recycling Facility

 Cowper Street Bridge renewal

 Plant \$1.5m new street and park trees

 Foreshore Park upgrade

 Deliver the Wallsend Active Hub

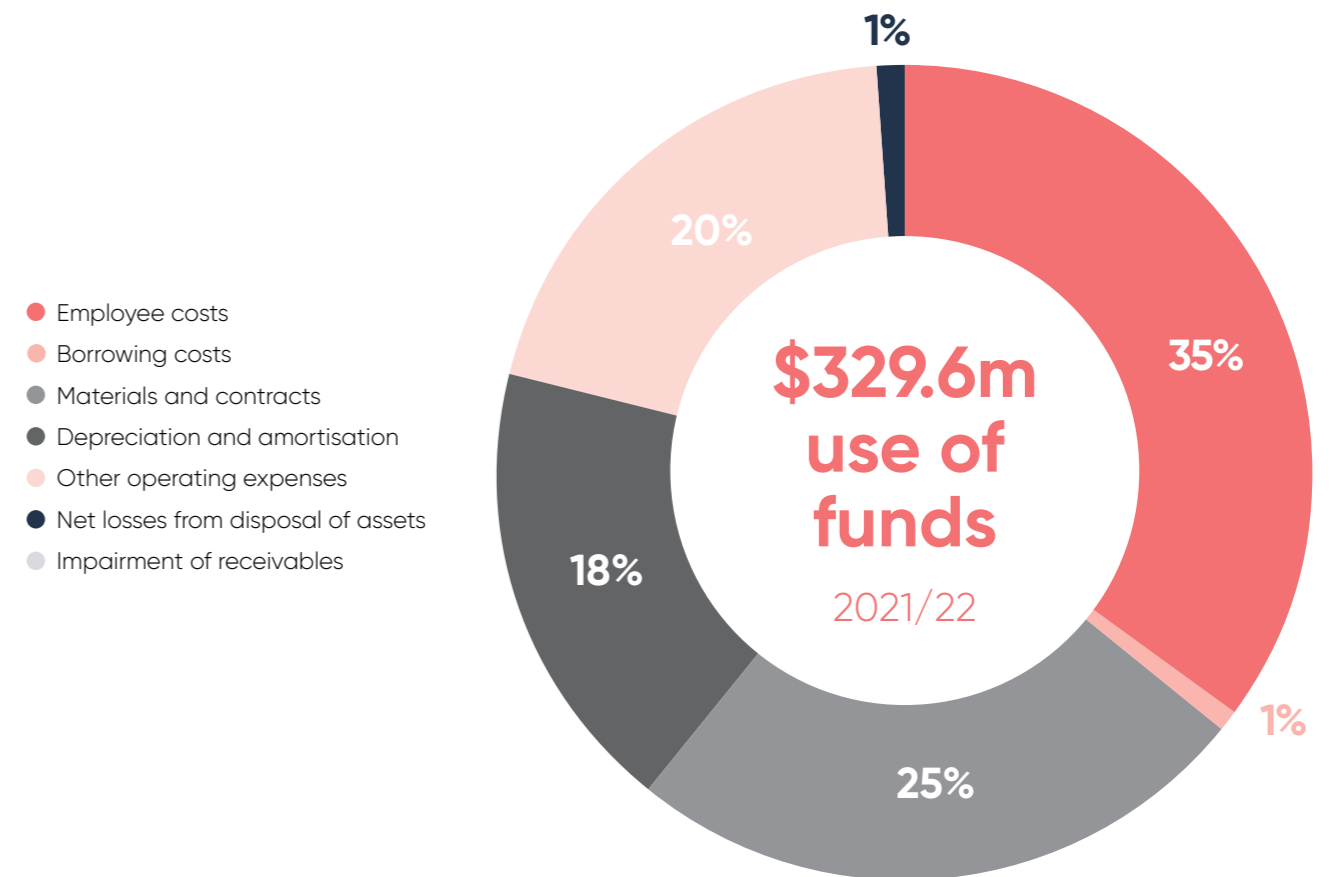
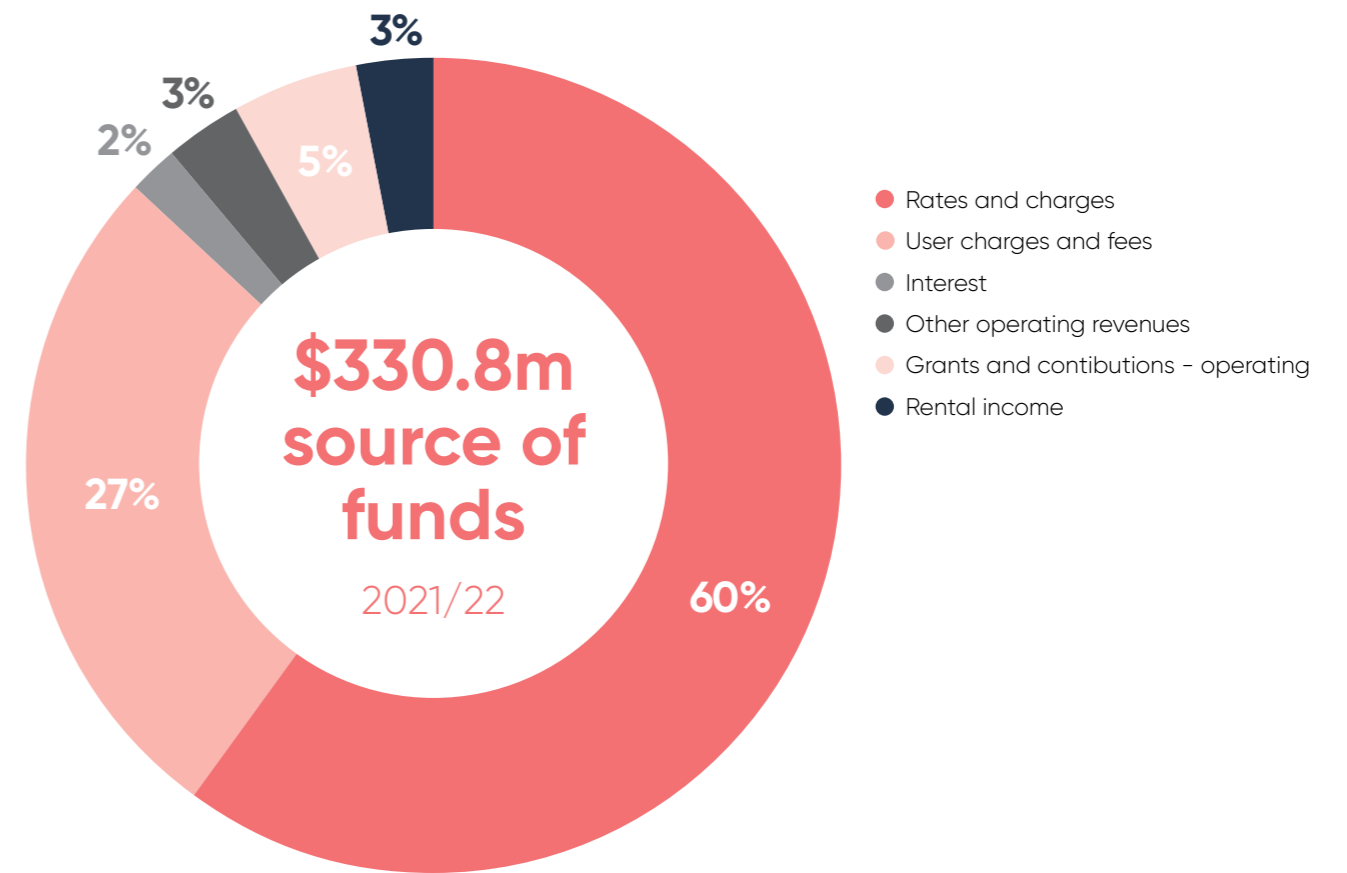
 Deliver key strategies and plans adopted in 2020/21:

- Cycling Plan
- Parking Plan
- Climate Action Plan
- Destination Management Plan
- Customer Experience Strategy
- Economic Development Strategy

 Urban Centre Revitalisation:

- Renewal of Orchardtown Road New Lambton
- Upgrade the public domain of Shortland Local Centre on Sandgate Road
- Concept design for Wallsend Village Centre renewal

Our funding summary



Our Works Program - summary



Roads, bridges and footpaths
\$13.7m



Libraries, art gallery, parks,
aquatic centres, civic venues
\$13.2m



Environment
\$10.5m



Economic Development,
tourism, smart city,
customer experience
\$4.3m



Transport including
cycleways
\$5m



Stormwater
\$7.6m



Coastal, city and
urban centre revitalisation,
Blackbutt Reserve upgrades
\$10.6m



Public toilets, retaining
walls, community buildings,
caravan parks
\$3m



Waste management
\$11m



Construction of Tyrrell Street Bridge



Our Plan

About Our Plan

Why Integrated Planning and Reporting?

The Integrated Planning and Reporting (IPR) framework recognises that most communities share similar aspirations and that our plans and policies should not exist in isolation, that they are in fact connected. This framework allows us to draw our various strategies and plans together, understand how they interact and plan holistically for our future.

Our Budget

CN's Delivery Program and Operational Plan have been combined to show a more integrated approach and are known as Our Budget.

Our Budget sets out CN's objectives for the next four years and outlines our planned actions and projects for 2021/22. This is our response to the Newcastle 2030 Community Strategic Plan (CSP) and our commitment to our community on what we will do.

Our Budget forms part of the IPR framework. This document outlines actions and objectives CN will undertake to achieve the strategies outlined in the CSP.

What makes up Our Budget?

The Delivery Program is a four-year plan that covers the term of our Elected Council. To create our Delivery Program, we looked at the CSP and asked what we can achieve over the next four years to bring us closer to the community's vision and priorities.

The Operational Plan 2021/22 outlines the actions and projects that will be undertaken for each Delivery Program objective and determines who has primary responsibility.

The resourcing strategies support these documents and provide us with important information about our current resources and shows our consideration of the staff, assets and money required to deliver the four-year objectives and annual actions and projects.

Newcastle, it's your future

Engagement to update the Community Strategic Plan *Newcastle 2030* commenced in February 2021 and will continue through to early 2022.

In 2018 you told us that in 2030, your vision was for Newcastle to be a smart, liveable and sustainable global city.

We have been working towards this vision and celebrating our cultural heritage, protecting our natural environment and supporting our people to thrive and prosper.

Now it's your time to get involved in shaping Newcastle's future. What do you want Newcastle to look like in 2040?

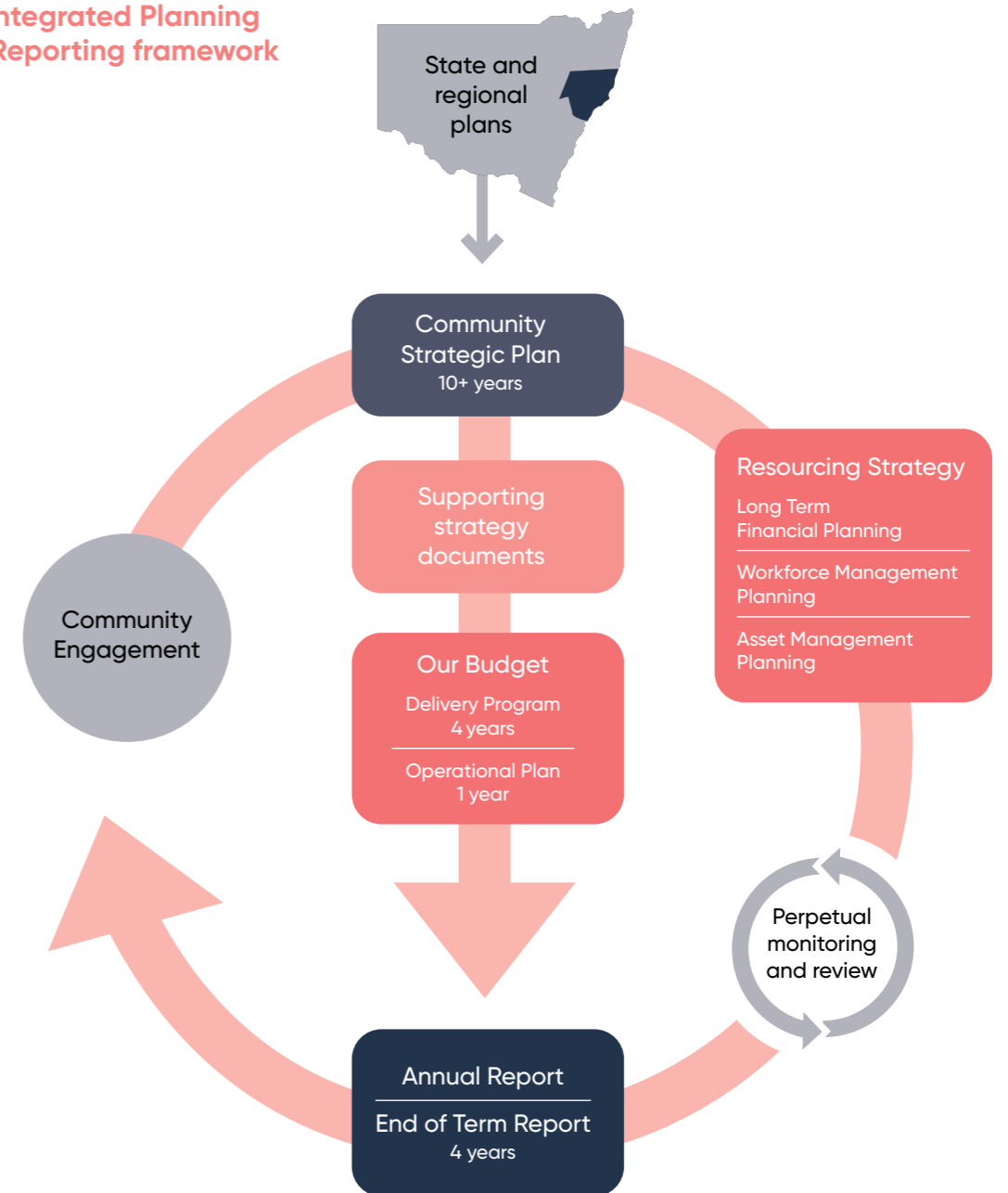
This updated plan will guide the work we do until 2040. It will define our vision for Newcastle and highlight our key themes and priorities, flowing into our strategies and aligned throughout our planning and our deliverable actions.



Key Milestones for Our Budget 2021/22:

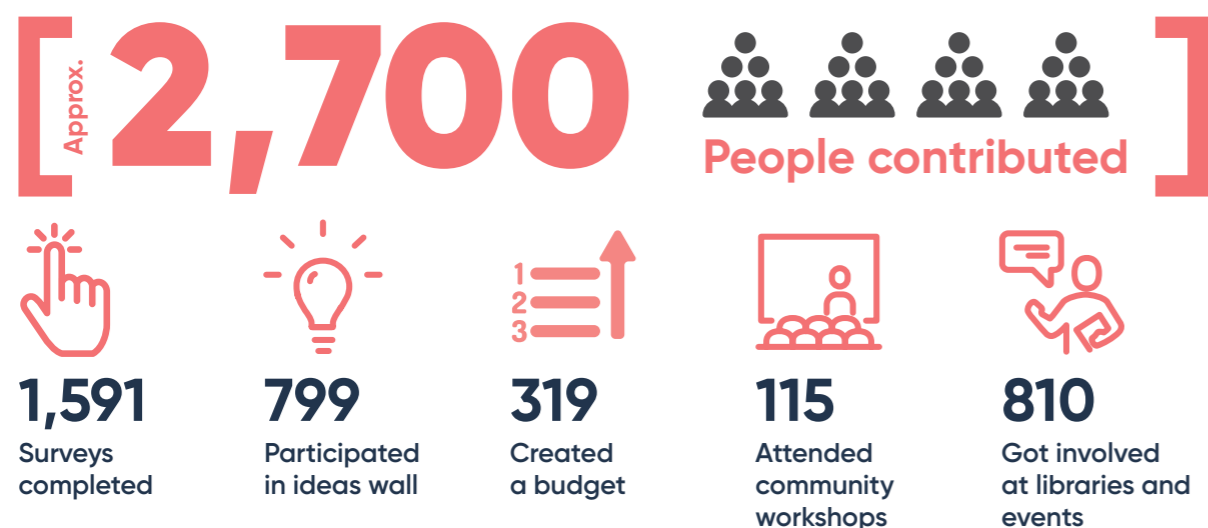
- Endorsement of Our Budget 2021/22 - 23 March
- Public exhibition - 26 March - 28 April
- Feedback Report to Council - 11 May
- Council Adoption - 25 May

The Integrated Planning and Reporting framework



Involving our Community

Extensive community engagement was undertaken to ensure community input would inform the development of our CSP. More than 2,700 people and stakeholders across our community were involved in shaping our plans and future.



Quarterly Community Surveys

CN undertakes a community survey on a quarterly basis to better understand key issues, community needs and priorities regarding the services and facilities provided by the city.



4 Per year



2,500 Reach

Community satisfaction with CN services is increasing, for example with higher satisfactions levels with parks and waste facilities from one survey to the next. These surveys are designed to keep a check on how CN is tracking against community expectations and to also gauge future needs and priorities.

Overall satisfaction with City of Newcastle waste service

Participants were asked to rate their overall satisfaction with waste services offered by City of Newcastle.



89% Saying that they are satisfied/very satisfied

8%

Have said that they were dissatisfied/very dissatisfied

General attitude towards waste reduction and recycling

Respondents were then asked to indicate their general attitude and aspiration towards landfill waste reduction for Newcastle. Principal observations:



74% Said that it is extremely important that Newcastle reduces the amount of waste sent to landfill suggesting a broad high consciousness towards reducing waste for the area



75% Claimed that they would very likely manage their waste at home to contribute towards overall waste reduction even if it incurs a slight inconvenience to them

Types of CN waste services used

In order to ask participants their level of satisfaction towards CN waste services, they were first asked to indicate all the services they have ever used in the area. Key usage results:



Basic red 96%



Yellow 93%



Green 91%



54% Have experienced using the bulk waste on-demand kerbside collection service

36% Have accessed the bulk waste self-haul voucher service

Our Strategic Directions

In 2030, Newcastle will be a smart, liveable and sustainable global city



Our key strategic themes


Integrated and Accessible Transport



Protected Environment



Vibrant, Safe and Active Public Places



Inclusive Community



Liveable Built Environment



Smart and Innovative



Open and Collaborative Leadership





Integrated and Accessible Transport

Transport networks and services will be well connected and convenient. Walking, cycling and public transport will be viable options for the majority of our trips.

Community Objective

- 1.1 Effective and integrated public transport
- 1.2 Linked networks of cycle and pedestrian paths
- 1.3 Safe, reliable and efficient road and parking networks



Integrated and Accessible Transport

Roads



Level of service

Desired level ★★ ★

Current level ★★ ★

We maintain **871km** Of road

(including 70km state roads and 44km regional roads)



2.7km Of tram line



715,000

Light rail passenger trips

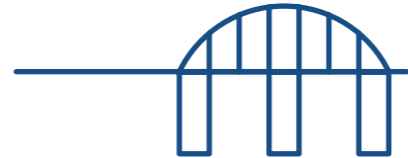
(January 2020 - January 2021)

We look after



930+ km
Pathways

117
Bridges



~200
Transport shelters



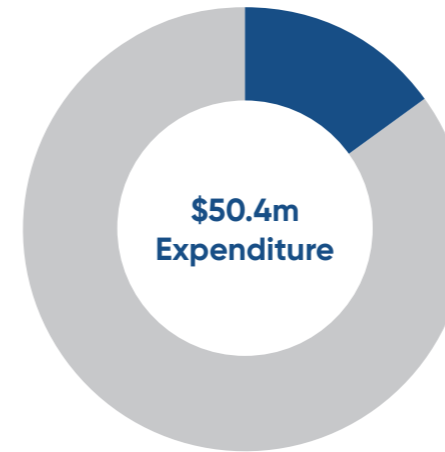
And a further 200 stops with seats only



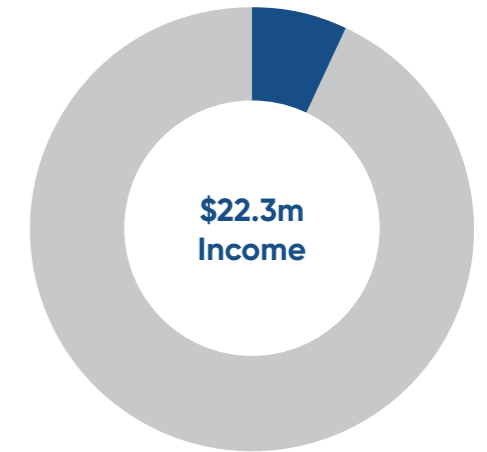
309,810

Pay by phone parking transactions

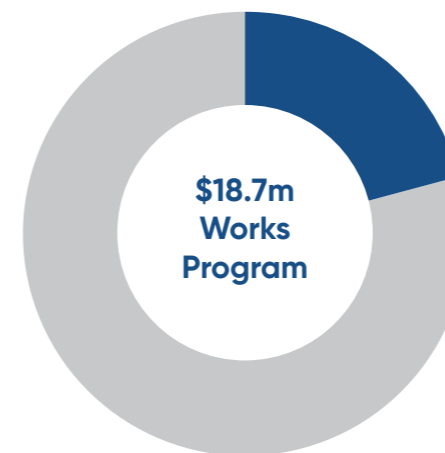
(end of November 2020)



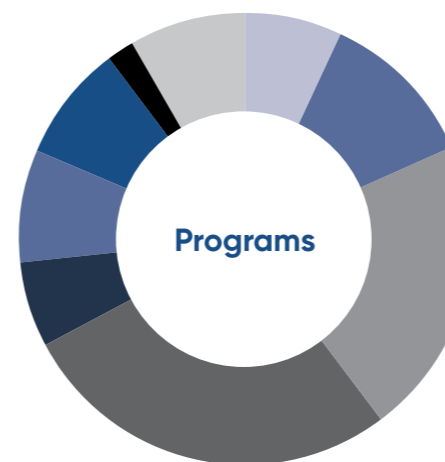
● Integrated and Accessible Transport
● Total Budget



● Integrated and Accessible Transport
● Total Budget



● Integrated and Accessible Transport
● Total Budget



● Bridges
● Footpaths
● Road Rehabilitation
● Road Resurfacing
● Roadside Furniture
● Cycleways
● Local Area Traffic Management
● Parking Infrastructure
● Pedestrian Access and Mobility Program

Our measures:

Maintain ★★★ community satisfaction levels for streets and commercial area cleaning

Increase the number of application users for the parking app (76,000 users)

Maintain ★★★ service level for our roads

Maintain ★★★ service level for our car parking

Maintain ★★★ service level for our pathways

Maintain ★★★ service level for our bridges and structures

↑ Community (%) who agree cycling facilities are well maintained (55%)

↑ Community (%) who are satisfied with the condition footpaths (49%)

↑ Community (%) who agree cycle routes are well connected (34%)

CN's commitment to our community

Our supporting strategies and plans

Newcastle Transport Strategy 2014

Cycling Plan - On our Bikes 2021-2030

Parking Plan - On the Street 2021-2030

Disability Inclusion Action Plan 2021-2025

Connecting Newcastle 2017

1.1 Effective and integrated public transport

Delivery Program objective	Operational Plan action 2021/22	Responsibility
1.1.1 Support implementation of the Regional Transport Strategy		
Collaborate with Transport for NSW to implement the Greater Newcastle Future Transport Plan	Advocate to and collaborate with Transport for NSW to progress actions in the Greater Newcastle Future Transport Plan	Transport and Compliance
1.1.2 Advocate for public transport improvements		
Collaborate with Transport for NSW to implement the Greater Newcastle Future Transport Plan	Advocate to and collaborate with Transport for NSW to progress actions in the Greater Newcastle Future Transport Plan	Transport and Compliance
1.1.3 Plan and deliver accessible local infrastructure improvements for public transport		
Improve equity of access to public transport, through upgrading of transport stops to meet the disability standards for accessible public transport	Implement the Transport Stops Program including the renewal and upgrades of bus shelters and seating to comply with Federal Government legislation	Assets and Projects

1.2 Linked networks of cycle and pedestrian paths

Delivery Program objective	Operational Plan action 2021/22	Responsibility
1.2.1 Continue to upgrade and extend cycle and pedestrian networks		
Provide cycle wayfinding and convenient bike parking	Install coherent and consistent bicycle wayfinding signage	Transport and Compliance
	Undertake the investigation, design and construction projects listed in the 2021/22 Cycleways Program	Transport and Compliance
	Undertake feasibility studies to determine route alignments for key gaps in the network and sections requiring significant upgrade	Transport and Compliance

1.3 Safe, reliable and efficient road and parking networks

Delivery Program objective	Operational Plan action 2021/22	Responsibility
1.3.1 Ensure safe road networks through effective planning and maintenance		
Improve the safety, quality and amenity of local roads through increased road reconstruction, resurfacing and line marking programs	Develop the Roads Reconstruction and Resurfacing Program	Assets and Projects
	Deliver bridges inspection programs and design and implement bridge renewal	Assets and Projects
	Implement programs for repairs to defects on roads, kerb and gutter, footpaths, nature strips and medians and stormwater drainage	Civil Construction and Maintenance
	Develop and implement the Roads Resurfacing Program and Road Renewal Works Program, including roads, kerb and gutter, footpaths and stormwater drainage	Civil Construction and Maintenance
1.3.2 Ensure community and business needs for adequate and accessible parking are prioritised		
Implement parking controls to support CN's strategic objectives	Review the Newcastle Development Control Plan provisions relating to parking	Regulatory, Planning and Assessment
	Review operational policies and procedures for special parking zones	Transport and Compliance
	Liaise with private parking operators and providers to offer better information about off-street availability. Guidance, compliance and other technology should incorporate both on and off-street parking to ensure that integrated comprehensive parking information is collected and relayed	Transport and Compliance
1.3.3 Implement technology solutions to improve transport infrastructure and experiences, and encourage mobility innovation		
Make car parking easy with an easy to use parking app that allows users to pay for parking wherever they are	Continue to encourage use of the EasyPark mobile app	Transport and Compliance

Works Program

Roads

Bridges

Bridge & large culvert repairs
 Bridge inspection & load rating
 Cowper Street bridge renewal (Wallsend)
 Pedestrian bridges renewal

Footpaths

Park Avenue Kotara - footpath design
 Bailey Street Adamstown - kerb extension & concrete footpath
 Citywide - minor footpath renewal
 Cowper Street Carrington - footpath renewal
 East West Cycleway, Turton Road to Wallarah Road improvements
 East West Cycleway, Wallarah Road to Tyrone Road improvements
 Hollingsworth Crescent Carrington - footpath renewal
 Honeysuckle Drive Newcastle - footpath reinstatement
 Jackson Street Broadmeadow footpath renewal
 Mackie Avenue New Lambton - pedestrian access to bridge & playground
 Parkway Avenue Hamilton South - footpath renewal
 R6 Cycleway, Throsby Creek pathway renewal & upgrade
 Throsby Creek shared pathway renewal Wickham to Maryville
 Union Street Wickham - footpath upgrade Wickham Master Plan
 Various cycleways - linemarking & signage program
 Wharf Road Newcastle - footpath & tree renewal
 William Street Tighes Hill - footpath rehabilitation

Roads

Allowah Street Waratah - road reconstruction
 Church Street at Perkins Street The Hill - intersection improvement, footway widening & guardrail
 Citywide - laneway renewal
 Compton Street North Lambton - road realignment & renewal

Corona Street Hamilton East reconstruction
 Croudace Road Elmore Vale - Garsdale Avenue to Cardiff Road - road rehabilitation
 Fern Street Islington - road reconstruction
 Final Newcastle 500 event - restoration of assets
 Harriet Street Waratah reconstruction
 Hope Street Wallsend - road renewal
 Howell Street Kotara - road reconstruction
 Lambton Road New Lambton - Alma Road to Avondale Road - road rehabilitation
 Longworth Ave Wallsend - road renewal design
 Mathieson Street Carrington - road renewal design
 Park Ave Kotara - road renewal design
 Pride Ave Lambton - road renewal design
 Samdon Street Hamilton - road renewal design
 Tyrone Road New Lambton reconstruction
 Vera Street Waratah West - road rehabilitation
 Watt Street Newcastle - road renewal
 Woodward Street Merewether road & embankment
 Workshop Way Newcastle Road renewal & upgrade
 Young Street Carrington - road rehabilitation stage 2
 Road resurfacing - pavement & road roughness testing
 Citywide - road resurfacing site preparation
 Citywide - road resurfacing

Roadside Furniture

Anderson Drive Beresfield - pedestrian crossing lighting
 Banner holder removal or replacement in Newcastle CBD
 Citywide - lighting renewal
 Citywide - street lighting assessment
 Maitland Road Tighes Hill on bridge over railway - fencing
 Northcott Drive Kotara at rail over bridge - fencing
 Citywide - road furniture renewal
 Citywide - roadside furniture renewal
 Sunset Blv, North Lambton - pedestrian crossing lighting
 Transport stop upgrade

Tyrrell Street Wallsend - pedestrian crossing upgrade
 Young Street Georgetown - Turton Road to Parkview Street - transport stop upgrade

Transport

Cycleways

Bicycle counters
 Broadmeadow Station to Donald Street bridge
 Chatham Road & Clyde Street, Hamilton North
 Chinchin St Islington - Scholey Street to Maitland Road (Islington Park)
 Cycleway signposting
 Cycleways education & promotion
 Cycleways investigation & development
 Glebe Road Adamstown to Newcastle West
 Grinsell Street to Rydal Street New Lambton
 Lambton Park to Croudace Street
 Mayfield Precinct - Traffic study & feasibility investigation
 Richmond Vale Rail Trail
 Scott Street Cycleway - design & construction of measures
 Shortland to Tarro Cycleway - detailed design
 Victory Parade - Shared Path - Chalmers Road to Jesmond Park
 John Hunter Hospital to Wallsend - off-road pathway design
 Cycleways program management
 H23 overpass to Mordue Parade
 National Park shared paths

Local Area Traffic

Croudace Road at Garsdale Avenue - intersection upgrade
 Curley Road at Young Road, Broadmeadow
 Design & construction of traffic calming devices - Cooks Hill
 Design & construction of traffic calming devices - Tighes Hill
 Design & construction traffic control devices - Priority Projects
 Mawson Street, Shortland - road humps & pedestrian refuge

Park Avenue & Joslin Street, Kotara - traffic control signals
 Parry Street & National Park Street intersection, Newcastle West - raised crossings & kerb extensions

Traffic modelling, local area traffic management studies & program support
 Wood Street, Newcastle West - intersection improvements & one-way traffic

Parking

Parking meter replacement
 Alma Lane car park lighting
 Hudson Park Kotara car reconstruction
 Off street car parks furniture renewal
 Off street car parks minor renewal
 Off street car parks resurfacing
 Stockton Ferry Terminal car park expansion

Pedestrian Access & Mobility Plan (PAMP)

Beech Close to Weller Street shared path
 Brunner Road Broadmeadow - raised pedestrian crossing
 Christo Road Waratah footpath
 Cynthia Street Adamstown Heights footpath
 Design & construction principal pedestrian network projects
 Design & construction of kerb ramps
 Elizabeth Street at Maitland Road, Mayfield - pedestrian refuge
 Hannell Street, Maryville - footpath
 Hawthorne Street, Beresfield - footpath
 Hobart Road, New Lambton - intersection upgrade at Wallarah Road
 Lexington Parade, Kotara - footpath
 Maryland Drive near Grange Avenue, Maryland - pedestrian refuge
 McCaffrey Drive, Rankin Park - footpath
 Newcastle Road, Lambton - footpath
 Program support & development of principal pedestrian network
 Traise Street, Waratah - footpath
 Citywide - design minor projects



Protected Environment

Our unique environment will be understood, maintained and protected.

Community Objective

- 2.1 Greater efficiency in the use of resources
- 2.2 Our unique natural environment is maintained, enhanced and connected
- 2.3 Environment and climate change risks and impacts are understood and managed



<p>3 GOOD HEALTH AND WELL-BEING</p>	<p>6 CLEAN WATER AND SANITATION</p>	<p>7 AFFORDABLE AND CLEAN ENERGY</p>	<p>12 RESPONSIBLE CONSUMPTION AND PRODUCTION</p>
<p>13 CLIMATE ACTION</p>	<p>14 LIFE BELOW WATER</p>	<p>15 LIFE ON LAND</p>	

Protected Environment



Adopted the 2025 Climate Action Plan to achieve net zero emissions by 2030



9,083 MWH
Energy generated from landfill gas generators



36,096 tonnes
Waste collected
14,207 tonnes
Waste recycled

Satisfaction with recycling service


98%

(Oct/Nov 2020 community survey)



6,659

Bulk waste and illegal dumping collections made by CNs Collections Team



41%
Waste diversion rate for municipal collections

22,621

Calls received to the waste services call centre

69,007

Customers to Summerhill Waste Management Centre



607 Creeks

Reaching a total of **79**km



4.5km
Sand dunes

57.8km

Tracks and trails



98,221

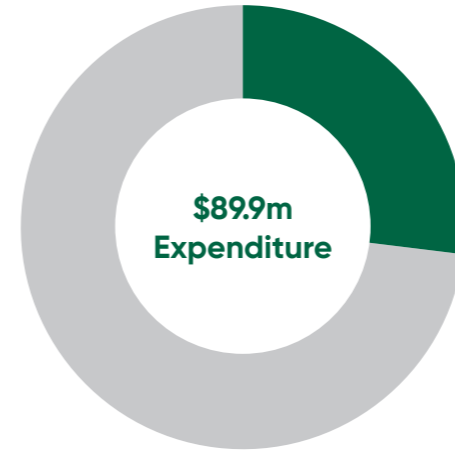
Street and park trees



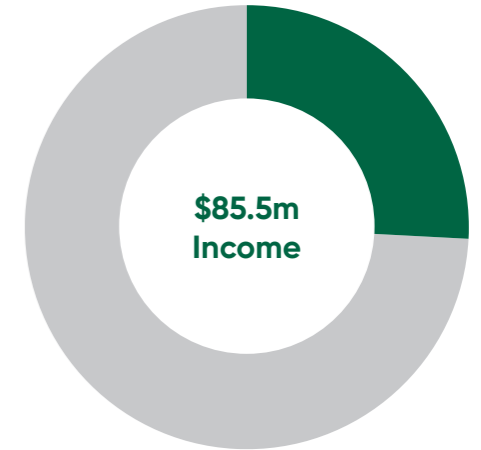
88
Bushland parcels

64

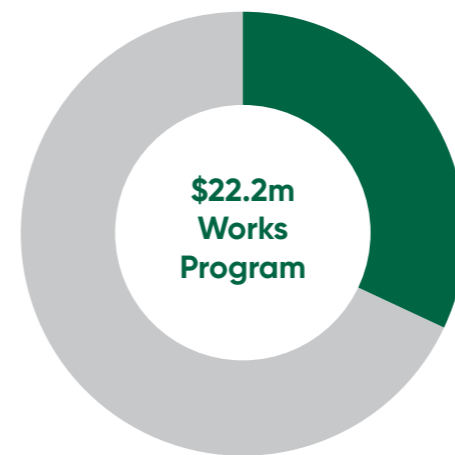
Wetlands (198ha)



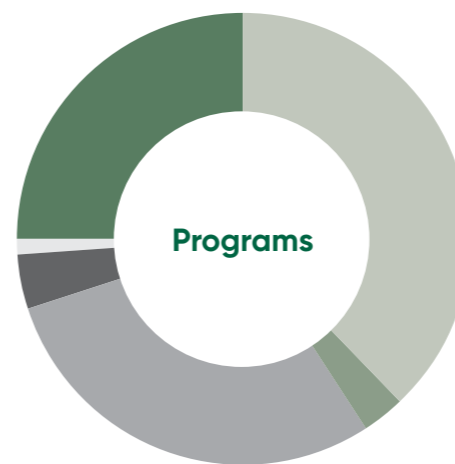
● Protected Environment
● Total Budget



● Protected Environment
● Total Budget



● Protected Environment
● Total Budget



● Waste Management ● Street and Park Trees
● Bushland and Watercourses ● Flood Planning
● Coast, Estuary and Wetlands ● Stormwater System

Our measures:

- Reduction of 5% in waste land fill
- Maintain community satisfaction with the following: (currently ★★★)
 - streets and public areas
 - public parks
 - beaches and beach facilities
 - ocean baths and facilities
- Maintain level of satisfaction with bins in Newcastle ★★★
- ↑ usage of community recycling centre
- 40% waste diversion rate for municipal collection
- ↑ the number of trees planted
- Maintain Landcare hours and programs

CN's commitment to our community

Our supporting strategies and plans

Newcastle Environment Management Strategy 2013
Smart City Strategy 2017-2021
Newcastle Climate Action Plan 2025
Throsby Creek Action Plan 2017
Urban Water Cycle Policy 2017
Newcastle Coastal Zone Management Plan Stockton 2018
Hunter Estuary Coastal Zone Management Plan 2017
Stockton Coastal Management Plan 2020

2.1 Greater efficiency in the use of resources

Delivery Program objective	Operational Plan action 2021/22	Responsibility
2.1.1 Improve waste minimisation and recycling practices in homes, workplaces, development sites and public places		
Develop internal waste management initiatives that improve our waste services	Develop a Waste Strategy for CN	Waste Services
	Develop a business improvement model for Waste to review and prioritise key business improvement initiatives	Waste Services
Improve public place waste and recycling services that raise both awareness of waste and increase resource recovery	Ensure recycling services can be maintained and manage the current and emerging impacts of external change	Waste Services
	Ensure capacity is maintained at the Summerhill Waste Management Centre to manage the needs of the community	Waste Services
2.1.2 Investigate and implement renewable energy technologies		
Develop projects to implement renewable energy and smart grid technologies	Utilise 100% renewable energy supply for CN operations	Community, Strategy and Innovation
2.1.3 Encourage energy and resource efficiency initiatives		
Pilot and deploy technologies that improve energy and resource sustainability across CN and the broader community	Develop and implement an organics facility	Waste Services

2.2 Our unique natural environment is maintained, enhanced and connected

Delivery Program objective	Operational Plan action 2021/22	Responsibility
2.2.1 Facilitate and advocate for protection and rehabilitation of natural areas		
Ensure priority natural environment areas are maintained and improved	Deliver environmental improvement projects and maintenance along the coastline	Assets and Projects
	Deliver projects that maintain and enhance the natural environment	Assets and Projects
	Deliver Coastal Management Program actions	Assets and Projects
	Maintain and enhance the natural environment at Blackbutt Reserve	Parks and Recreation
	Deliver improvements works across identified natural areas and reserves including Blackbutt Reserve	Parks and Recreation
Promote and control environmentally sustainable business practices and on-site wastewater system operation	Proactively monitor and regulate activities to minimise environmental impact, including implementing CN's Business Pollution Prevention Program and Erosion and Sediment Control Program	Regulatory, Planning and Assessment
Ensure development takes place in accordance with environmental planning requirements	Manage contaminated land information and seek appropriate remediation through the development application process	Regulatory, Planning and Assessment
	Commence rehabilitation of the former Astra Street landfill site	Waste Services
	Deliver an Environmental Improvement Program to address audit and environmental risks	Waste Services
Continue to implement the Urban Forest Policy to achieve an expanded and sustainable canopy cover through our streets and parks	Implement the Living Streets Tree Replacement Program to maintain and replenish our urban forest	Civil Construction and Maintenance
	Maintain our street, reserve, and public land trees to ensure the health of our trees and safety of the community	Civil Construction and Maintenance

2.2.2 Encourage and support active community participation in local environmental projects

Opportunities for community involvement are incorporated in the delivery of natural environment areas maintenance and improvement projects	Deliver the natural connections and living streets community education initiatives in co-ordination with the delivery of key environment, stormwater and road projects	Assets and Projects
	Deliver stormwater quality improvement initiatives to protect the downstream natural environment	Assets and Projects
	Support volunteer involvement in the delivery of natural environment programs (eg Landcare)	Parks and Recreation

2.3 Environment and climate change risks and impacts are understood and managed

Delivery Program objective	Operational Plan action 2021/22	Responsibility
2.3.1 Ensure decisions and policy response to climate change remains current and reflects community needs		
Keep the community involved in the development of climate change adaption measures consistent with the adopted plans	Monitor sea level rise and ground water behaviour in low lying suburbs	Assets and Projects
Deliver the Climate Action Plan	Ensure Best Practice use of resources across CN facilities and operations Identify and implement actions to reduce emissions in products and procedures across CN operations Supporting the transition to clean, efficient, emissions-free plant and fleet across CN operations To create a resilient city that reduces its share of emissions	Community, Strategy and Innovation
2.3.2 Support individuals and communities to prepare, respond and recover from emergency events		
Coordinate the prevention, preparedness, response and recovery activities for emergencies	Build on CN's emergency management framework to respond to and recover from a crisis or emergency with minimal impact to life, assets or environment	Legal

Works Program

City Wide Services

Waste Management

Access road stabilisation & drainage works
Astra Street remediation
Develop retail tip shop & review front end customer interface
Development & design of long-term recycling (yellow bin) solution
Domestic bins (repair, replacement, new deliveries & upgrades)
Implement an Integrated Management System (IMS) at Summerhill
Organics Facility
Public place bins (replacement & upgrades)
Stormwater & leachate management - design & review of existing pond integrity
Summerhill site environmental compliance program
Waste services strategic plan

Environment

Bushland and Watercourses

Aries Way Reserve - creek rehabilitation
Blackbutt Reserve - bushland regeneration
Bush fire assessment & management
Community education at environment rehabilitation worksites
Condition & investigation - natural assets
Environmental Management System (EMS) - develop & implement a corporate system
Environmental project delivery support
Green Newcastle Strategy
Inland cliff line rehabilitation - Waratah West
Ironbark Creek rehabilitation - stage 5-7
Ironbark Creek Reserve Stage 1-7 - revegetation works
Jesmond bushland complex rehabilitation
Maryland Creek - rehabilitation
Natural Asset Management Systems - development
Natural connection - Newcastle's healthy catchments program

North Lambton catchment - drainage & creek design
Various creeks - rehabilitation
Various reserves - bushland regeneration
Waterdragon Creek Kotara Park- riparian rehabilitation
Wentworth Creek rehabilitation - stage 1 of 2
Coast, Estuary and Wetlands
Astra Street Endangered Ecological Community Action Plan
Bar Beach seawall cliff & promenade
Buried protection structure - zone 1 (lexies)
Buried protection structures - Barrie Crescent Stockton 2 sites - zone 4
Buried protection structures - zone 2 (2 sites - South Mitchell Street Seawall & Dalby Oval)
Coastal cliff line rehabilitation monitoring
Coastline - dune preservation & restoration
Hunter river foreshore Stockton - revegetation
Jersey road sandgate - wetland rehabilitation
Lloyd Street Reserve Merewether-littoral rainforest restoration
Market swamp wetland- rehabilitation design & construction
Mitchell Street sea wall repair - zone 3
Newcastle Coastal Management Program investigation & preparation
Newcastle South cliff line (north of skate park)
Shortland Esplanade- rewire the rock catch fence
Stockton beach nourishment
Stockton coastal emergency works
Stockton King Street breakwater protection structure
Stockton SLSC seawall maintenance - zone 1
Various seawalls monitoring & works
Various sites - coastal revegetation
Wetland connection
Wetlands - rehabilitation design & construct

Works Program

Street and Park Trees

Citywide - community urban forest program

Citywide - tree audit for all attributes

Gateways to Newcastle - tree planting

Living Streets campaign

Park & street tree - life extension program

Citywide - street tree planting

Street verge gardens

Stormwater

Flood Planning

Amplification of hunter water drainage network

Flash flood alert service - operation & maintenance

Flood education campaign

Flood management DCP

Minmi Road detention basin Fletcher Dam safety works & monitoring

Sea & groundwater level monitoring

Update existing flood studies to 2019 AR&R methodology

Upgrade of major flood evacuation routes

Stormwater System

108 Church Street - drainage renewal

Buchanan Street Merewether - drainage construct rehabilitation

Chilcott Street Lambton - stormwater rehabilitation

City Centre - drainage master plan

Citywide - stormwater quantity & quality modeling

Citywide - trenchless drainage rehabilitation implementation

Coorumbung Road Broadmeadow - drainage rehabilitation

Corlette Street The Junction - construction

Creeks & waterways - inspect erosion & sediment control

Design & project management resources - build pipeline renewal projects

Drainage management & condition survey

Glebe Road The Junction

Low lying suburbs - tide gate rehabilitation

Mayfield East - drainage design (George St construct & Selwyn Channel clearing)

Nesca Park Cooks Hill - detention design & construction

Smith Street Merewether - drainage design

Stormwater drainage - construct access

Stormwater drainage - replace grates

Stormwater drainage - renewal

Stormwater drainage - technical advice


Tooke Street Cooks Hill - stage 2 drainage rehabilitation design & construction

Various headwall & outlet rehabilitation

Various laneways - drainage improvements at unrelieved sags

Water quality devices - rehabilitation

Western division - water quality devices inspection, investigation & rehabilitation



Working in partnership with NSW Local Land Services, CN completed Stage 5a of the Ironbark Creek rehabilitation in 2020. Around 150 metres of creek was re-naturalised and over 9,000 native plants were put in the ground. Starting this year, Stage 5b will rehabilitate the creek upstream to Croudace Road, Elmore Vale



Vibrant, Safe and Active Public Places

A city of great public places and neighbourhoods promoting people's happiness and wellbeing.

Community Objective

- 3.1 Public places that provide for diverse activity and strengthen our social connections
- 3.2 Culture, heritage and place are valued, shared and celebrated
- 3.3 Safe and activated places that are used by people day and night



Vibrant, Safe and Active Public Places

1.2m

Beach goers



6

Surf clubs

3

Lifeguard facilities

12

Beaches (6 patrolled)



11 Libraries

17 Animal enclosures



304,000

Swimming pool users



5

Swimming pools

+

2

Ocean baths



1 Holiday park



147 Playing fields



54 Sporting amenities



116 Playgrounds



8 Skate facilities

129

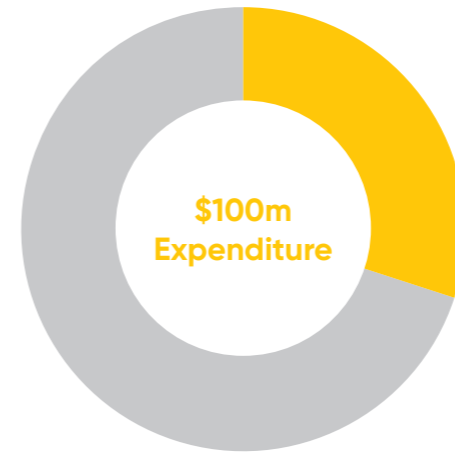
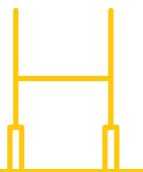
Shade structures

15

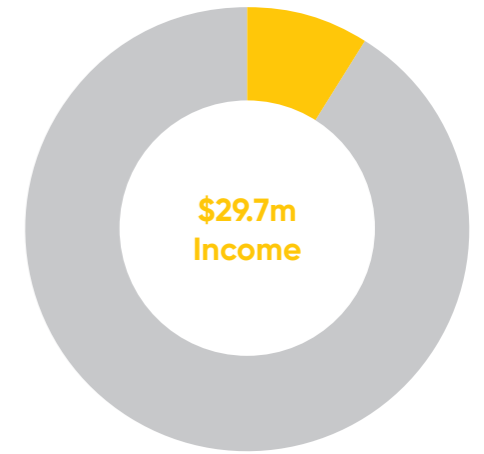
Grandstands

54

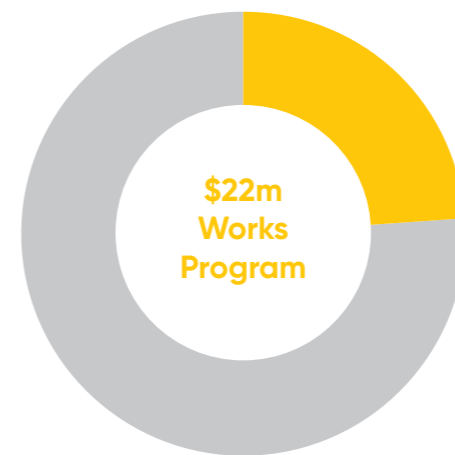
Canteens



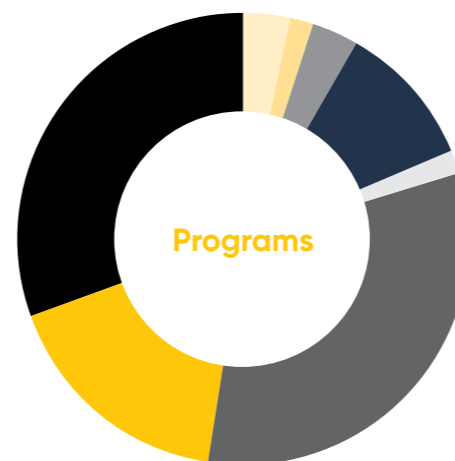
● Vibrant, Safe and Active Public Places
● Total Budget



● Vibrant, Safe and Active Public Places
● Total Budget



● Vibrant, Safe and Active Public Places
● Total Budget



● Buildings - CN support services
● Recreation parks, sporting facilities and open spaces
● Public toilets
● Retaining walls
● Blackbutt Reserve
● City centre revitalisation
● Coastal centre revitalisation
● Urban centre revitalisation

Our measures:

- ↑ Annual attendance at Libraries, Art Gallery, Museum and Civic Services
- ↑ Community (%) that feel overall safe in Newcastle LGA
- ↑ Community (%) who agree the upgrades to coastal facilities have enhanced our beaches and coastal areas

Maintain community satisfaction with the following: (currently ★★★)

- Maintenance of public parks
- Condition of ocean baths and facilities
- Playground equipment available
- Shade provided in parks and playgrounds
- Activities available at inland pools

CN's commitment to our community

Our supporting strategies and plans

Parkland and Recreation Strategy 2014
Cultural Strategy 2016-2019
Newcastle Night-time Economic Strategy 2018-2021
Events Plan 2016-2019
Draft Disability Inclusion Action Plan 2021-2025
Dogs in Open Space Strategy 2018
Outdoor Exercise Facilities Strategy 2018
Safe City Plan 2017-2020
Strategic Sports Plan 2020

3.1 Public places that provide for diverse activity and strengthen our social connections

Delivery Program objective	Operational Plan action 2021/22	Responsibility
3.1.1 Provide quality parkland and recreation facilities that are diverse, accessible and responsive to changing needs		
Ensure spaces and facilities are multi-functional, and adaptable to changing needs	Undertake plans of management and masterplans to reflect the current community needs	Parks and Recreation
Ensure that recreation facilities provide opportunities for the full range of age groups and abilities	Deliver projects that support whole of community use and incorporate universal design principles	Parks and Recreation

Upgrade and enhance our Parkland and Recreational facilities	Provide sustainable infrastructure to support our parkland and recreational facilities by construction of new assets and renewal of existing assets	Civil Construction and Maintenance
	Provide open space facilities to meet community needs including playgrounds, outdoor and multipurpose courts, sportsgrounds, exercise equipment, dog off-leash areas	Parks and Recreation
	Provide aquatic facilities to meet community needs and industry requirements	Parks and Recreation
	Support safe use of beaches through lifesaving services	Parks and Recreation
	Maintain our parks and public spaces to ensure the health and safety of the community	Parks and Recreation
	Liaise with community and sporting clubs for open space bookings and events	Parks and Recreation
3.1.2 Enhance our beaches and coastal areas through upgraded facilities		
Continue to support and deliver on our special rate variation project 'Coastal Revitalisation'	Plan, design and implement the remaining sections of the Bathers Way	Assets and Projects
Upgrade and enhance our beaches and coastal area facilities	Ensure our ocean baths, beaches and coastal facilities are clean and inviting	Property and Facilities
3.1.3 Plan, co-ordinate and deliver cultural and community infrastructure and programs		
Develop and deliver a range of community events and programs in partnership to enhance social connections	Provide library services where people gather through pop-up facilities and co-location	Libraries and Learning
	Attract exhibitions at Newcastle Museum including travelling exhibitions and community exhibitions	Museum
Ensure Newcastle audiences have access to a diverse range of exhibitions and works of high quality	Maintain a balance of Museum audience engagement targeted to a breadth of audience demographics	Museum
	Develop ambitious exhibition projects that attract local, regional, state and national audiences	Art Gallery

Manage venues to meet community as well as financial objectives	Provide a range of public and educational programming in partnership with others, to meet community objectives	Civic Services
Attract and/ or present a diverse range of high quality live performance work	Work proactively to achieve balanced programming - mix of genres, tell local stories, reflect the city's identity	Civic Services
Maximise occupancy and attendance at venues	Provide diversified offerings to meet community and commercial needs. Provide quality of offerings, flexibility and service levels, value for money	Civic Services
Ensure our buildings are multi-functional and support whole of community use	Ensure our community and CN buildings are clean, inviting, damage and graffiti free	Property and Facilities
	Upgrade of Wallsend library and updated layout	Libraries and Learning
	Investigate opportunities to provide members with a modern and intuitive borrowing experience to replace Library equipment to provide members with a modern and intuitive borrowing experience	Libraries and Learning
	Investigate opportunities for multi modal online and self service library hubs	Libraries and Learning

3.2 Culture, heritage and place are valued, shared and celebrated

Delivery Program objective	Operational Plan action 2021/22	Responsibility
3.2.1 Celebrate Newcastle's history, cultural heritage and cultural diversity		
Grow the city's identity via its collections of art and artefacts, local history and architecture	Actively develop public programs targeted to a breadth of audience demographics	Art Gallery
	Build the city's identity through the Art Gallery's significant collection of works of art	Art Gallery
	Install robotic equipment and commence digitising materials	Libraries and Learning
	Investigate opportunities to preserve and protect Newcastle's local history and heritage collection	Libraries and Learning
	Highlight local stories told through exhibitions, digital platforms and media	Museum

3.2.2 Increase collaboration with artists and practitioners in the cultural sector

Partner with local artists and organisations to grow arts and culture	Build on programming partnerships with professionals, education, youth, older people, people with disability, indigenous culture, local and national practitioners	Civic Services
Select and attract works of high calibre to Newcastle, build reputation of Newcastle in live performance sector	Present nationally recognised work, build local reputation nationally	Civic Services
Expose local stories, both historic and contemporary, through cultural programming and build Newcastle's cultural identity	Present Art Gallery exhibitions and programs that feature local artists and their stories	Art Gallery

3.3 Safe and activated places that are used by people day and night

Delivery Program objective	Operational Plan action 2021/22	Responsibility
3.3.1 Collaborate with local groups and services to address crime and safety		
Provide CN facilities that are safe, welcoming and inclusive	Participate in community sector networks that work towards community safety across the LGA	Community, Strategy and Innovation
Protect, promote and control the risk to public health associated with local business activities	Conduct regular inspection programs of food businesses, skin penetration premises, public swimming pools and monitor regulatory compliance for premises with water cooling systems (legionella)	Regulatory, Planning and Assessment
Develop public places that are safe, welcoming and inclusive	Deliver park improvement projects that integrate safer by design principles	Parks and Recreation
3.3.2 Plan for a night-time economy, characterised by creativity, vibrancy and safety, that contributes to cultural and economic revitalisation		
Implement policy and strategic initiatives to encourage more diverse night-time venues	Apply crime prevention through environmental design principles for all new and replacement infrastructure	Assets and Projects
To support the sustainable and innovative growth of the city's night-time economy	Support projects to increase and enhance venue diversity, support public space activation and plan for future initiatives	Community, Strategy and Innovation

Works Program

City Wide Services

Aquatic Centres

Inland pools - minor infrastructure renewal program

Merewether Ocean Baths design & redevelopment

Newcastle Ocean Baths upgrade project

Art Gallery

Citywide services collection services

Recreation Parks, Sporting Facilities & Open Spaces

Basketball court facilities

Foreshore Park - concept masterplan, all abilities playground & water park

Fenced off leash dog areas

Fencing - sports grounds

Floodlight renewal program

Implementation of smart city technologies - sportsgrounds/parks

Masterplan implementation

Matching grant funding program

No. 2 sports ground upgrades

Park accessibility improvement program

Parks - public address system renewal

Plans of management review

Playground replacement programme

Playground shade program

Sports strategy & facility improvement plan

Sportsground amenity design & construct

Sportsgrounds - design & build

Sportsgrounds - renew sub surface drainage/irrigation systems

Tennis facility renewal program

Various parks - upgrade public access power

Wallsend Western Corridor Active Hub - design & construction of multi purpose courts

Western corridor district sport & recreation facility masterplan

Infrastructure & Property

Buildings - Council Support Services

Engineering advice general

Structures - survey

Various buildings - renew air conditioning systems

Various council buildings - Asset condition reports

Caravan Parks & Commercial Properties

Stockton Beach Holiday Park

Stockton Beach Holiday Park - camp kitchen HVAC upgrade

Stockton Beach Holiday Park - Asset condition reports

Community Buildings

Dixon Club Surfclub - precinct upgrades

Public Toilets

Nesca Park - toilet block demolition

Passmore oval - eastern toilet block renewal

Retaining walls

Retaining wall renewal - various

Spruce Street - batter protection repair

William St Tighes Hill - retaining wall replacement

Priority Projects

Blackbutt Reserve

Blackbutt planning & design

Blackbutt Reserve - replace boardwalk timber boards

Renewal Carnlet Avenue boardwalk exhibit 7

City Centre Revitalisation - Hunter Street

Civic Public Domain Plan

East End Public Domain Plan - stage 2 (Foreshore)

East End Public Domain Plan (Hunter St Mall)

Place activation initiatives (signage)

West End Public Domain Plan - stage 1 (Birdwood Park)

West End Public Domain Plan - stage 2 (cycleway)

Coastal Revitalisation

Bathers Way - Bar Beach & Memorial Drive

Bathers Way - South Newcastle

Coastal Revitalisation - planning

Urban Centre Revitalisation

Local Centres - Establishment maintenance

Local Centres - Facade improvement scheme

Local Centres - Feasibility

Local Centres - Orchardtown Road New Lambton

Local Centres - Shortland

Local Centres - Wallsend

Wickham Public Domain Plan



Inclusive Community

A thriving community where diversity is embraced, everyone is valued and has the opportunity to contribute and belong.

Community Objective

- 4.1 A welcoming community that cares and looks after each other
- 4.2 Active and healthy communities with physical, mental and spiritual wellbeing



<p>1 NO POVERTY</p>	<p>2 ZERO HUNGER</p>	<p>3 GOOD HEALTH AND WELL-BEING</p>	<p>4 QUALITY EDUCATION</p>
<p>10 REDUCED INEQUALITIES</p>	<p>11 SUSTAINABLE CITIES AND COMMUNITIES</p>	<p>16 PEACE, JUSTICE AND STRONG INSTITUTIONS</p>	<p>17 PARTNERSHIPS FOR THE GOALS</p>

Inclusive Community

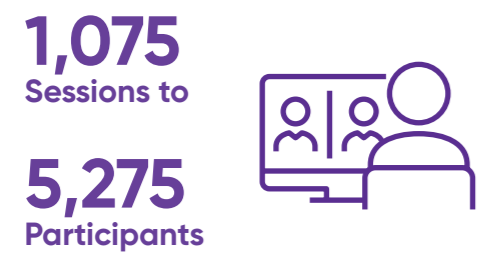


4 Senior citizen facilities

9 Community centres



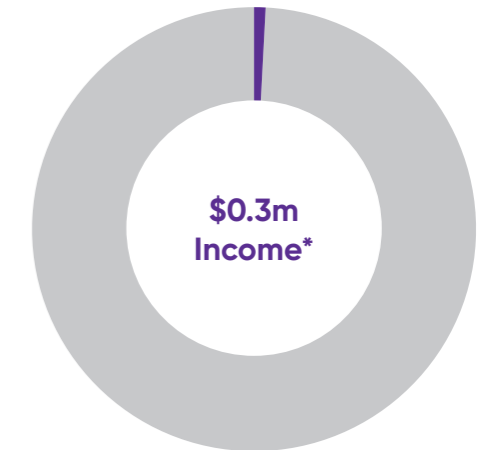
Lynda.com online learning delivered



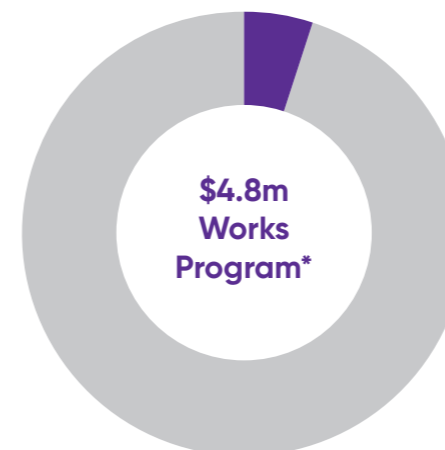
Count us in
Newcastle's first disability inclusive one-month festival



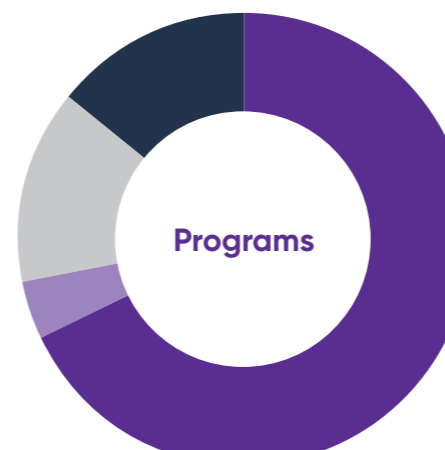
● Inclusive Community
● Total Budget



● Inclusive Community
● Total Budget



● Inclusive Community
● Total Budget



● Art Gallery ● Libraries
● Civic Venues/Civic Services ● Community Buildings

*CN has adopted the key themes from the Newcastle 2030 as its principle activities for Our Budget. A number of our themes are largely advocacy, facilitation or embedded within other themes. As a result, the proposed budget does not reflect substantial operational costs incurred indirectly in delivering this theme.

Our measures:

- ↑ Volunteer participation numbers
- Deliver a minimum of four targeted lifelong learning resources and programs
- ↑ Number of education and exhibition programs with identified groups
- Maintain the number of community projects funded annually through grants and sponsorship programs
- ↑ Our community (%) who feel welcomed/connected with your local community
- ↑ Our community (%) who agree Newcastle's Civic Theatre, Art Gallery, Libraries and Museum facilities play a primary role in the development and promotion of culture in Newcastle
- Complete the agreed number of public engagements with responsible pet ownership events

CN's commitment to our community

Our supporting strategies and plans

Social Strategy 2016–2019

Disability Inclusion Action Plan 2016–2019

Newcastle Libraries Strategy 2019–2029

Aboriginal Employment Strategy 2021

Aboriginal Heritage Management Strategy 2018–2021

4.1 A welcoming community that cares and looks after each other

Delivery Program objective	Operational Plan action 2021/22	Responsibility
4.1.1 Acknowledge and respect local Aboriginal history, cultural heritage and peoples		
Deliver CN's Aboriginal Heritage Management Strategy	Facilitate the Guraki Aboriginal Advisory Committee to provide advice to CN on matters relating to culture and heritage	People and Culture
Represent and include Aboriginal people in our storytelling and activities, and enable equal access to the venue and programs	Support, develop and present work by Aboriginal and Torres Strait Islander people	Civic Services
4.1.2 Support initiatives and facilities that encourage social inclusion and community connections		
Support and encourage programs and events by community groups and not for profit groups	Advocate and liaise with groups in relation to community building bookings and events	Property and Facilities
	Develop Community Wellbeing Strategy (subject to name change)	Community, Strategy and Innovation
	Continue Community Sector Network Analysis program to support the networks in their information share and collaborations	Community, Strategy and Innovation
	Facilitate the western suburbs place based community support program	Community, Strategy and Innovation
	Facilitate the Youth Employment and Support Initiative under the Newcastle Youth Charter	Community, Strategy and Innovation
	Facilitate the Access and Inclusion Advisory Committee to provide advice to CN on matters of inclusion and access, both within the business and the city	Community, Strategy and Innovation
	Represent and include people with disability in our storytelling and activities, and enable equal access to the venue and programs	Support, develop and present work by people with disability, and groups that suffer social disconnection or disadvantage

Ensure open space and facilities are multi-functional and support whole of community use	Upgrades to community facilities to improve accessibility	Property and Facilities
Deliver the Disability Inclusion Action Plan (DIAP) 2020–2024	Facilitate 'Count Us In' 2021–2022 Festival of Inclusion	Community, Strategy and Innovation
	Deliver key strategic initiatives of the DIAP which progress CN as an inclusive business and deliver inclusion outcomes in the community	Community, Strategy and Innovation
To expand the scope and audience of the Lean In Newy platform	Continue to provide capability for community members to support local charities, groups and businesses	Community, Strategy and Innovation
4.1.3 Improve, promote and facilitate equitable access to services and facilities		
Develop a Social Infrastructure Strategy that provides for the funding, planning and delivery of social infrastructure in a strategic and coordinated way, particularly in the context of a growing and increasingly diverse population	Develop a Social Infrastructure Strategy	Community, Strategy and Innovation
Provide equal access to all persons to venues	Maintain current access audits and plans, take action on issues of unequal access	Civic Services

4.2 Active and healthy communities with physical, mental and spiritual wellbeing

Delivery Program objective	Operational Plan action 2021/22	Responsibility
4.2.1 Ensure people of all abilities can enjoy our public places and spaces		
Ensure that a variety of parklands and recreational facilities are provided, accessible and distributed equitably across the city	Deliver recreation projects that improve accessibility	Parks and Recreation
New or renewed infrastructure will be delivered in accordance with Disability Standards where practical	Continuously upgrade CN assets to meet the requirements of the Disability Discrimination Act	Assets and Projects
4.2.2 Improve access to formal and informal lifelong learning opportunities, facilities and services		
Increase engagement with young people	Actively invest in programming and communications targeted to young people including youth advisory	Civic Services

Develop and deliver community programs, partnerships, information and learning programs designed to create wide opportunities for all	Target lifelong learning resources and programs to improve skills in financial literacies; health literacies; living sustainably and promoting wellbeing	Libraries and Learning
	Measure the impact of early childhood activities for libraries and childcare	Libraries and Learning
	Continue and expand the adult learning volunteer program	Libraries and Learning
	Target lifelong learning for community governance workshops to support CN and community volunteer organisations	Libraries and Learning
	Actively develop public programs targeted to a breadth of audience demographics	Art Gallery
	Actively invest in education and exhibition programs within the Museum, engaging with identified groups	Museum
	Facilitate digital and face to face environments which increase capacity, education and connections of community sector and key community stakeholders in addressing barriers which inhibit social inclusion and community connections	Community, Strategy and Innovation
	Support the Newcastle Community Sector with initiatives aimed at strategic development, collaborating, networking, and information sharing	Community, Strategy and Innovation
	Facilitate the 2021 Community Academy for clubs, groups, voluntary organisations	Community, Strategy and Innovation
	An integrated museum service providing opportunities for collaborative outcomes and strong stakeholder relationships	Enhance relationships within and external to CN to promote the Museum
4.2.3 Promote recreation, health and wellbeing programs		
Support and encourage use of recreation and leisure opportunities	Provide website and social media updates to encourage use of recreation	Parks and Recreation
Promote awareness of the requirements of the Companion Animals Act with respect to the ownership of companion animals	Continue the existing Responsible Pet Ownership program, to have three to four community events per year in collaboration with RSPCA and other stakeholders	Transport and Compliance

Works Program

City Wide Services
Art Gallery
Art Gallery Works of Art
Cultural asset preservation
Upgrade audio visual & Stage equipment
Public amenities upgrade
Expansion
Libraries
Library Resources
Civic Venues / Civic Services
Civic Theatre - upgrade air conditioning units
Civic Theatre - auditorium underfloor waterproofing (condition monitoring, feasibility & minor works)
Replace Civic Theatre chain hoists
Infrastructure & Property
Community Buildings
Mayfield Senior Citizens- roof replacement
Community Buildings refurbishment/renewal



Liveable Built Environment

An attractive city that is built around people and reflects our sense of identity.

Community Objective

- 5.1 A built environment that maintains and enhances our sense of identity
- 5.2 Mixed-use urban villages supported by integrated transport networks
- 5.3 Greater diversity of quality housing for current and future community needs
- 5.4 Sustainable infrastructure to support a liveable environment



<p>3 GOOD HEALTH AND WELL-BEING</p>	<p>4 QUALITY EDUCATION</p>	<p>7 AFFORDABLE AND CLEAN ENERGY</p>	<p>8 DECENT WORK AND ECONOMIC GROWTH</p>
<p>10 REDUCED INEQUALITIES</p>	<p>11 SUSTAINABLE CITIES AND COMMUNITIES</p>	<p>17 PARTNERSHIPS FOR THE GOALS</p>	

Liveable Built Environment

730 Heritage listings

8 Heritage conservation areas



33 Archaeological areas and structures



Mean net determination times for Development Applications (DAs)

64 days



The average number of DAs received/month

101



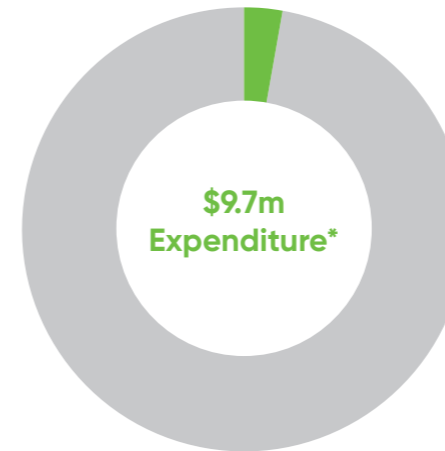
Average value of DAs approved/month

\$502,674

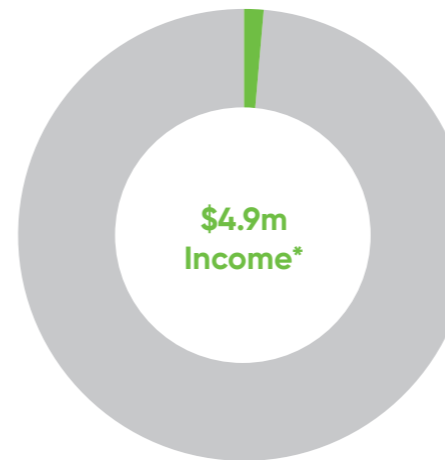


No. of DAs and value of works

Approved	1,174	\$590,140,057
Determined	1,270	\$718,587,181
Received	1,354	\$758,488,579



● Liveable Built Environment
● Total Budget



● Liveable Built Environment
● Total Budget

Our measures:

Community (%) who agree there is a good mix of housing types (large and small single dwellings, apartments, units in their local suburb)

↑ Community (%) who are satisfied with the quality of heritage conservation

Proportion (%) of houses within 800 metres of a public transport stop

↑ % of development applications notified in accordance with the Development Control Plan

↑ % of development applications that have information available on the web site, that complies with the GIPA Act

>80% of food premises satisfactory on first food inspection for the year

↑ Community (%) who agree there is sufficient land available for different types of businesses to establish and grow

*CN has adopted the key themes from the Newcastle 2030 as its principle activities for Our Budget. A number of our themes are largely advocacy, facilitation or embedded within other themes. As a result, the proposed budget does not reflect substantial operational costs incurred indirectly in delivering this theme.

CN's commitment to our community

Our supporting strategies and plans

Local Strategic Planning Statement 2020

Heritage Strategy 2020–2030

Aboriginal Heritage Management Strategy 2018–2021

Affordable Living Plan 2018

Local Environment Plan 2012

Development Control Plan

Local Housing Strategy 2020

5.1 A built environment that maintains and enhances our sense of identity

Delivery Program objective	Operational Plan action 2021/22	Responsibility
5.1.1 Protect, support and promote our unique built and cultural heritage		
Ensure compliance with environmental planning regulations	Undertake investigations into alleged breaches of planning laws, fire safety and development consents. Promote awareness of policy, procedure and laws to encourage voluntary compliance	Regulatory, Planning and Assessment
Plan for and maintain quality and amenity of venues	Deliver Capital Works Program, forward planning, maintenance program and asset management for our Civic Assets	Civic Services
Make venues available to the public via programmed activities	Provide community access to our Civic venues through tours and open day's	Civic Services
5.1.2 Ensure our suburbs are preserved, enhanced and promoted, while also creating opportunities for growth		
The land use pattern will reinforce mixed use centres, educational nodes, opportunities for technology-based businesses, supported by integrated transport	Implement the Local Strategic Planning Statement as required in the Environmental Planning and Assessment Act 1979	Regulatory, Planning and Assessment

5.1.3 Facilitate well designed and appropriate scale development that complements Newcastle's unique character

Protect and enhance heritage buildings, streetscapes, views and key features, as well as, encouraging building innovation	In the assessment of development applications ensure development is consistent with the principles in CN's Local Strategic Planning Statement, including ensuring development addresses public spaces and is scaled for the pedestrian to provide vibrant and activated public spaces	Regulatory, Planning and Assessment
---	---	-------------------------------------

5.2 Mixed-use urban villages supported by integrated transport networks

Delivery Program objective	Operational Plan action 2021/22	Responsibility
5.2.1 Plan for concentrated growth around transport and activity nodes		
Improve safety and comfort of active transport networks	Advocate to the NSW Government for lower speed limits	Transport and Compliance
Promote active transport	Provide information about our cycling infrastructure, through website updates, publication of project information and hardcopy and online publication of cycling maps	Transport and Compliance
	Initiate and support events that encourage bike riding, such as National Ride2Work Day, NSW Bike Week, Biketober, local discovery rides	Transport and Compliance
Promote integrated, sustainable, long term planning for Newcastle	Implement the priority actions in the Greater Newcastle Metropolitan Plan 2036	Regulatory, Planning and Assessment
	Implement the actions in the Wickham Master Plan to deliver on the vision to create a diverse and dynamic mixed-use neighbourhood	Regulatory, Planning and Assessment

5.2.2 Plan for an urban environment that promotes active and healthy communities

Raise fire safety awareness of all property owners and managers, tenants and business operators	Promote and encourage voluntary compliance with fire safety regulations through submissions of Annual Fire Safety Statements and through the Fire Safety Statement Program	Regulatory, Planning and Assessment
---	--	-------------------------------------

5.3 Greater diversity of quality housing for current and future community needs

Delivery Program objective	Operational Plan action 2021/22	Responsibility
----------------------------	---------------------------------	----------------

5.3.1 Ensure sufficient housing diversity to meet community needs, including affordable and adaptable housing options

Promote fire safety in medium to high density boarding houses	Annual compliance inspections of registered and assisted boarding houses, as well as premises being used as unauthorised boarding houses to ensure compliance with fire safety and planning legislation	Regulatory, Planning and Assessment
Ensure sufficient housing capacity for our future population	CN to participate in the Urban Development Program established by the Department of Planning and Environment to monitor delivery of housing in the Lower Hunter	Regulatory, Planning and Assessment
Facilitate affordable living	Implement CN Affordable Living Plan	Regulatory, Planning and Assessment

5.4 Sustainable infrastructure to support a liveable environment

Delivery Program objective	Operational Plan action 2021/22	Responsibility
----------------------------	---------------------------------	----------------

5.4.1 Advocate for implementation of energy and resource efficiencies in new developments


Improve energy and resource efficiency in new developments	Use strategy documents in the Development Control Plan to guide new developments which set minimum planning requirements	Regulatory, Planning and Assessment
--	--	-------------------------------------

5.4.2 Plan, provide and manage infrastructure that continues to meet community needs

Implement best practice asset management to deliver sustainable services	Prioritise renewal of infrastructure to deliver desired levels of service	Assets and Projects
Continue to establish the city centre as a technology enabled innovation precinct	Installation of Smart City Infrastructure to support future city needs	Community, Strategy and Innovation



In 2020 CN constructed close to 600 metres of new footpath along Croudace Road in Elmore Vale.



Smart and Innovative

A leader in smart innovations with a prosperous, diverse and resilient economy.

Community Objective

6.1 A vibrant diverse and resilient green economy built on educational excellence and research

6.2 A culture that supports and encourages innovation and creativity at all levels

6.3 A thriving City that attracts people to live, work, invest and visit



Smart and Innovative

5m Visitors to Newcastle

More than **220** Smart Poles around our city

Lean in Newy **Over 2,000** Downloads

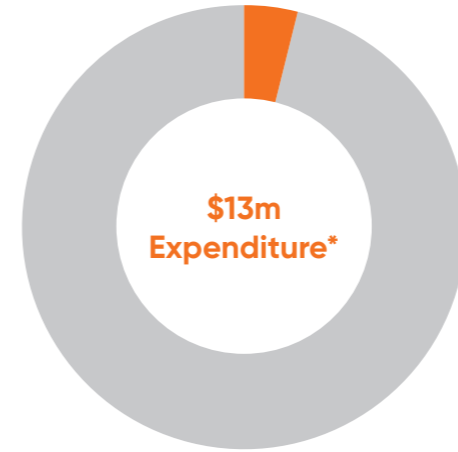
4 Electric cars
5 Smart bus stops
5 EV charging stations

City of Newcastle
NEWCASTLE SEE CHANGE
Have your say

1 Expanding free public wifi network
1,000 Sensors forming an environmental sensor network

Total combined followers **165,930**

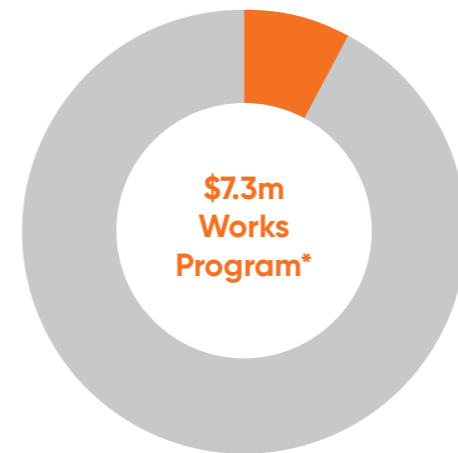
20,000 Visits per month What's On website



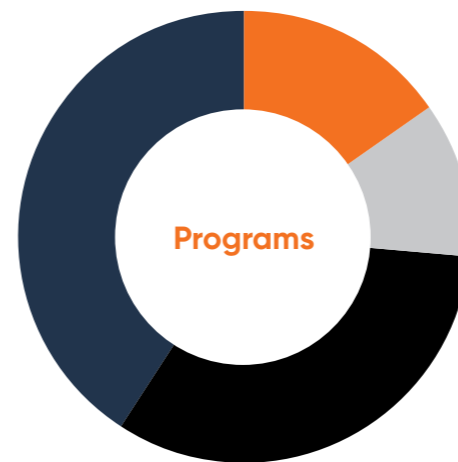
● Smart and Innovative
● Total Budget



● Smart and Innovative
● Total Budget



● Smart and Innovative
● Total Budget



● Customer Experience Strategy
● Economic Development
● Smart City
● Digital Enablement

*CN has adopted the key themes from the Newcastle 2030 as its principle activities for Our Budget. A number of our themes are largely advocacy, facilitation or embedded within other themes. As a result, the proposed budget does not reflect substantial operational costs incurred indirectly in delivering this theme.

Our measures:

- ↑ the number of visitors to Newcastle
- ↑ in the estimated value of approved commercial developments
- ↑ the number of visitors to visitnewcastle.com.au
- Maintain the number of major events held in Newcastle
- Improve awareness of CN's brand
- Maintain the economic values of grants provided by the Events Sponsorship Program
- ↑ the number of smart poles installed

CN's commitment to our community

Our supporting strategies and plans

Smart City Strategy 2017-2021

Economic Development Strategy 2021-2031

Newcastle Destination Management Plan 2021-2025

Events Plan 2016-2019

Newcastle Libraries Strategy 2019-2029

6.1 A vibrant diverse and resilient green economy built on educational excellence and research

Delivery Program objective	Operational Plan action 2021/22	Responsibility
6.1.1 Recognise and strengthen Newcastle's role as a regional capital and hub for industry, education, health, business, personal, tourism, port and logistics services		
Embrace digital platforms to broaden audiences for culture	Utilise digital platforms to improve access to the Art Gallery and collection	Art Gallery
Support a strategic approach to Government Relations advocacy that demonstrates the case for investment at each step	Develop policy statements and business cases	Community, Strategy and Innovation
Promote the lifestyle and cultural values of Newcastle as a place to work, invest and live	Commence implementation of the Economic Development Strategy for Newcastle	Community, Strategy and Innovation
6.1.2 Attract new business and employment opportunities		
To deliver a training/skills program that supports the transition of skills in the Newcastle LGA. To deliver a campaign which highlights the breadth of economic opportunities available in Newcastle	Continued implementation of NewSkills program and New Move campaign	Community, Strategy and Innovation
Strengthen the existing commercial and activity centres; and service and employment centres	Continue to deliver the Local Centres Public Domain Program to foster new growth in local centres	Assets and Projects

6.2 A culture that supports and encourages innovation and creativity at all levels

Delivery Program objective	Operational Plan action 2021/22	Responsibility
6.2.1 Support and advocate for innovation in business, research activities, education and creative industries		
Increase support for and engagement with, local artists and cultural practitioners	Support development of local artists and cultural practitioners through collaborations and professional mentoring	Art Gallery
	Support the United Nations Sustainable Development Goals	Libraries and Learning
	Promote informed citizenship and foster safe digital practices	Libraries and Learning
Actively develop the local innovation ecosystem's capacity to nurture, retain and attract innovative entrepreneurs and enterprise to generate economic growth.	Deliver programming that supports the incubation and acceleration of scaling innovative enterprise	Community, Strategy and Innovation
	The Living Lab is established and CN is actively engaged with Partners and internal stakeholders	Community, Strategy and Innovation
Build capacity in understanding, engagement and interaction with innovation to enable communities and businesses at all levels to participate meaningfully in our future city and economy	Establish a community lab and innovation hub that provides and connects communities and business with the knowledge, tools and resources required to innovate	Community, Strategy and Innovation
Support the growth of the live music and creative industries sectors	Policy and planning to enable, enhance and support live music	Community, Strategy and Innovation
6.2.2 Support and advocate for the small business sector		
To deliver a small business register that enables effective communication with all local businesses; to enable and foster local business networks across all business precincts in Newcastle; to provide internal and external stakeholders with strategic information regarding economic, industry and business activity.	Establish and implement small business register; continue and strengthen role of Business Improvement Associations	Community, Strategy and Innovation

6.3 A thriving City that attracts people to live, work, invest and visit

Delivery Program objective	Operational Plan action 2021/22	Responsibility
6.3.1 Facilitate events and festivals that attract visitors and support the local economy		
Maintain a diverse program of events to appeal to a broad audience that build on Newcastle's assets	Deliver the CN Event Sponsorship Program	Major Events and Corporate Affairs
	Deliver the Major Events Program	Major Events and Corporate Affairs
	Identify and attract major events	Major Events and Corporate Affairs
	Deliver and support CN Grants and Sponsorship Program	Community, Strategy and Innovation
	Build capacity within the community to write grant applications	Community, Strategy and Innovation
Create highest sustainable level of activation possible in all venues	Deliver events and activations at all venues	Civic Services
	Provide additional activation and support during large scale events	Civic Services
	Provide activation and support for tourism industry and local providers	Civic Services
Build cultural tourism by presenting events that celebrate the city and contribute to its identity	Develop ambitious exhibitions that attract local, regional, state and national audiences	Art Gallery
Increase promotion, awareness and attendance to events	Implement communications and marketing to increase visitation to our What's On website	Major Events and Corporate Affairs
6.3.2 Work with the tourism sector to further develop Newcastle as a visitor and event destination		
Implement the Destination Management Plan	CN to continue its leadership role in developing the visitor economy	Major Events and Corporate Affairs
	CN to continue its leadership role in developing and implementing key strategic plans and actions including the Destination Management Plan	Major Events and Corporate Affairs
	Continue to work with industry and state government to promote Newcastle as a leisure destination to out-of-region audiences through targeted research, campaigns and communications - intra and interstate to remain focus	Major Events and Corporate Affairs

Continue to work on researching and promoting sector infrastructure issues, including accommodation and conference facilities	Maintain digital consumer assets including Visit Newcastle website and Business Events website as well as print promotions such as City Guide, self guided itineraries and maps	Major Events and Corporate Affairs
Analysis of Fort Scratchley Visitation figures and CRM	Collect visitation statistics to Fort Scratchley to assist in Marketing as a distinct and significant cultural tourism destination	Museum
Work with our community, business sector and government to identify and facilitate key infrastructure projects	Continue to support the development of Newcastle Airport and expansion and national and international routes	Major Events and Corporate Affairs
Continue to identify signature events and experiences for the Newcastle community and our visitors	Promote Newcastle as a destination for business, association and professional conferences and events through dedicated business events promotional activities	Major Events and Corporate Affairs
	Develop Visitor Services Strategy	Civic Services
6.3.3 Work with businesses, planners and government at all levels to facilitate key infrastructure to support business growth		
A vibrant and growing local economy with increased diversification, employment opportunities and economic resilience; better-informed decision making within City of Newcastle and amongst external stakeholders	Establish and implement new datasets of relevant information related to economic activity and population profiles in Newcastle	Community, Strategy and Innovation
6.3.4 Foster a collaborative approach to continue City centre renewal		
Facilitating revitalisation projects which encourage improved facilities in our city and local centres	Deliver the East End and West End public domain plans including improvements at Foreshore and Pacific Park	Assets and Projects

Works Program

Information Technology

Digital Enablement

Consolidation & digitisation of systems & processes

Bookings, reservations & online store

Data integrations

Smart City technology

Digital Regulatory, Planning & Assessment initiatives

Digital Service Catalogue

Digitisation of forms (move paper based forms online)

Governance finance initiatives

Infrastructure & Property enquiries

Infrastructure & Property process & procedure review

Mobile Engagement Strategy

Timesheets

Transport & Compliance initiatives

Integrated Data & Systems

Business Analytics

Corporate Reporting & Community Dashboards

Digital forms & workflows

Strategic

CX Strategy

CX Strategy Implementation

Economic Development

City Analytics Program

City Digital Corridor

Digital Prospectus

Economic Development Strategy Implementation

Newcastle After Dark

Smart City

City Digital & Data Platforms

Electric Vehicle Trial - Pool Car replacement

Energy Savings Projects

Newcastle Living Lab

Smart City Infrastructure

Smart City Initiative

Smart Moves Newcastle

2020 Carbon & Water Management Action Plan review & update



Electric vehicle charging station



Open and Collaborative Leadership

A strong local democracy with an actively engaged community and effective partnerships.

Community Objective

- 7.1 Integrated, sustainable long-term planning for Newcastle and the Region
- 7.2 Considered decision-making based on collaborative, transparent and accountable leadership
- 7.3 Active community engagement in local planning and decision-making processes and a shared responsibility for achieving our goals
- 7.4 A local government organisation of excellence



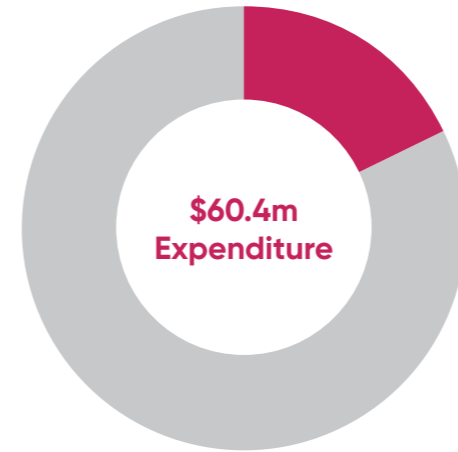
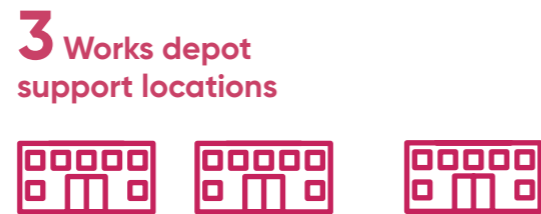
5 GENDER EQUALITY 	8 DECENT WORK AND ECONOMIC GROWTH 	9 INDUSTRY, INNOVATION AND INFRASTRUCTURE 	16 PEACE, JUSTICE AND STRONG INSTITUTIONS
17 PARTNERSHIPS FOR THE GOALS 			

Open and Collaborative Leadership

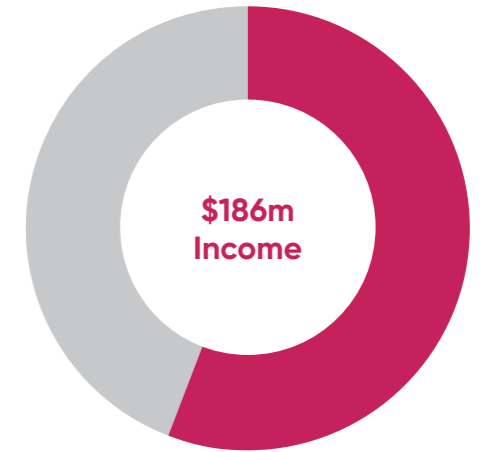
Over the timeframe of July 2020 to December 2020 we have had



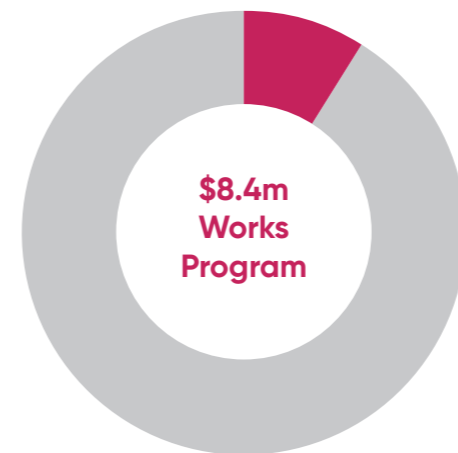
1 Civic Administration Centre



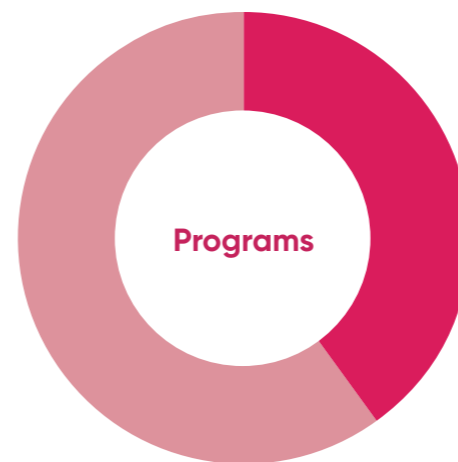
● Open and Collaborative Leadership
● Total Budget



● Open and Collaborative Leadership
● Total Budget



● Open and Collaborative Leadership
● Total Budget



● Fleet
● Core Systems Development & Maintenance

Our measures:

Maintain in-person contact survey rating of 74%

↑ social media followers

Community (%) who agree City News is informative in updating you about what CN is delivering in our city

Community (%) of awareness for CN's regular newsletters

Community (%) satisfied with CN's performance

Community (%) who agree that CN's information is easy to access from our website

↑ Community awareness of Our Budget document

CN's commitment to our community

Our supporting strategies and plans

Open and Transparent Governance Strategy 2017

Workforce Management Plan 2018–2022

Asset Management Strategy 2018–2027

Aboriginal Employment Strategy 2018–2021

Long Term Financial Plan 2018–2027

Information and Communication Technology Strategic Plan 2018–2020

7.1 Integrated, sustainable long-term planning for Newcastle and the Region

Delivery Program objective	Operational Plan action 2021/22	Responsibility
7.1.1 Encourage and support long term planning for Newcastle, including implementation, resourcing, monitoring and reporting		
Implement the Integrated Planning and Reporting framework (IPR)	Provide extensive education and strategic framework related to the CSP to staff and newly elected councillors	Community, Strategy and Innovation
	Complete CN's IPR requirements including quarterly reporting against the Operational Plan 2021/22, development of the Operational Plan 2022/23 and the Annual Report 2020/21	Community, Strategy and Innovation
	Complete CN's IPR requirements to develop a new Workforce Management plan as required every four years	People and Culture
Ensure Strategy development is consistent across the organisation and is in-line with our CSP priorities	Build awareness and capabilities around IPR and strategic planning with a corporate online hub, and dashboard	Community, Strategy and Innovation

7.1.2 Ensure long-term financial sustainability through short-, medium- and long-term financial planning

Review and incorporate the financial strategies underpinning all short and medium-term plans into the (LTFP)	Ensure the management of CN's budget allocation and funding alternatives are compliant with our policy, relevant legislation and corporate strategies to ensure the long term financial sustainability of the organisation whilst delivering high quality services and assets to the community	Finance
	Ensure the management of CN's budget LTFP alternatives are compliant with our policy, relevant legislation and corporate strategies to ensure the long term financial sustainability of the organisation whilst delivering high quality services and assets to the community	Finance
	Ensure management of CN's Investment portfolio is prudent and compliant with our policy, relevant legislation and corporate strategies	Finance
Effectively and efficiently manage financial operations, systems and information	Ensure the rates and charges for the financial year are levied and collected in accordance with relevant legislation, whilst also incorporating rates assistance provisions	Finance
	Ensure timely and accurate management of accounts payable, logistics, purchasing and financial authorisations to provide both internal and external customers with a high level of service	Finance

7.2 Considered decision-making based on collaborative, transparent and accountable leadership

Delivery Program objective	Operational Plan action 2021/22	Responsibility
7.2.1 Conduct CN business in an open, transparent and accountable manner		
CN's corporate governance, legislative compliance and policy framework is well understood and embedded into strategic objectives empowering staff and the elected Council to make evidence based decisions	Deliver a review of CN's governance framework	Legal
	Implement a delegations management system at CN	Legal
	Ensure staff understand their governance obligations	Legal
	Deliver a revised fraud and corruption prevention framework	Legal
	Implement a legislative compliance management tool	Legal
	Complete Council-term review of policies, and implement annual policy review program	Legal
	Ensure Councillors understand their obligations as elected representatives	Legal
	Provide a clear line of communications between members of the public and Councillors	Legal
Provide open and accessible government information as well as a commitment to the protection of privacy	Deliver a revised Privacy Management framework	Legal
7.2.2 Provide timely and effective advocacy and leadership on key community issues		
Improve reputation and trust	Protect and enhance corporate reputation through media releases	Major Events and Corporate Affairs
	Manage on-budget delivery of CN marketing programs including major event, project specific, facilities and corporate marketing	Major Events and Corporate Affairs
Provide accessible and inclusive communications	Use a range of methods and channels to ensure broad reach	Major Events and Corporate Affairs
	Develop dedicated team of marketing professionals including the internal graphic design service	Major Events and Corporate Affairs
	Implement guidelines for accessible, clear and easy to read graphic design and publishing	Major Events and Corporate Affairs

7.2.3 Establish collaborative relationships and advocate for local needs with all stakeholders

Develop partnerships and networking with community, government and business	Work with partners to further explore the United Nations Sustainable Development Goals and how they align to the Newcastle community	Community, Strategy and Innovation
---	--	------------------------------------

7.3 Active community engagement in local planning and decision-making processes and a shared responsibility for achieving our goals

Delivery Program objective	Operational Plan action 2021/22	Responsibility
7.3.1 Provide opportunities for genuine engagement with the community to inform CN's decision-making		
Increase opportunities for community input into CN's decision-making processes	Conduct genuine community engagement for project plans and strategy	Major Events and Corporate Affairs
	Develop targeted engagement strategies to ensure feedback from hard to reach groups is incorporated in CN decision-making	Major Events and Corporate Affairs
Increase profile of community engagement as an integrated function of CN	Expand CN engagement with the community through improved use of digital platforms and communication regarding CN projects	Major Events and Corporate Affairs
Increase engagement with hard to reach groups	Develop and implement communications campaigns using a range of channels and media to reach community and stakeholders with key information	Major Events and Corporate Affairs
	Deliver an expanded engagement program for CN including increasing Have Your Say panel membership, education and awareness of key initiatives, and providing a range of opportunities for people to provide feedback through digital and traditional methods	Major Events and Corporate Affairs

7.3.2 An informed community through clear and consistent communications

Increase CN's digital and social media profile and encourage information sharing online	Develop a Social Media Style Guide that aligns with Corporate Brand Strategy	Major Events and Corporate Affairs
	Develop and deliver CN's digital marketing strategy to increase CN's online profile and presence	Major Events and Corporate Affairs
	Advise, implement and deliver effective communication plans and products to promote activities and services	Major Events and Corporate Affairs
Enhance digital platforms	Oversee a website revamp project to improve customer service and access to CN information and news	Major Events and Corporate Affairs
	Implementation of marketing strategic projects including Smart Cities campaign, launch of internal graphic design as costed service, establishment of What's On webpage	Major Events and Corporate Affairs
Compliance with record-keeping standards and legislation providing open and accessible government information and a commitment to the protection of privacy and confidentiality	Continue to develop a strong information /records management culture	Legal
	Deliver a revised records management program	Legal
	Continue to deliver digitisation of hard copy records	Legal
	Providing advice on the proactive publication of information	Legal

7.4 A local government organisation of excellence

Delivery Program objective	Operational Plan action 2021/22	Responsibility
7.4.1 Continuous improvement in services delivery based on accountability, transparency and good governance		
Develop a culture of continuous improvement across CN	Develop and promote an organisational excellence framework to increase the efficiency and effectiveness of service delivery across the organisation	Community, Strategy and Innovation
	Undertake a comprehensive review of all CN advertising expenditure and placement to identify and outline a framework for cost savings and improved processes	Major Events and Corporate Affairs

Provide assurance to CN employees and the community that risks are identified and managed effectively to achieve organisational priorities and strategic objectives	Mature CN's Enterprise Risk Management framework and continue to embed into decision making	Legal
Provide assurance that risks are identified and managed effectively to achieve organisational priorities and strategic objectives	Continue to embed a risk aware culture integrated with CN strategy	Legal
	Implement and deliver an emerging risk program	Legal
	Implement CN's revised Business Continuity framework and deliver the annual test of CN's Business Continuity Plans	Legal
	Ensure CN's insurance coverage appropriately protects CN's risk exposures and claims are managed fairly and timely	Legal
Embed legal processes into CN strategy and decision making	Deliver an audit program aligned to strategic and key operational risks	Legal
	Provision of high quality and timely legal advice on high risk matters aligned to CN's strategy	Legal
	Provide high quality and timely procurement advice supporting the delivery of CN's capital works projects and value for money to CN	Legal
Embed tendering and contracts management processes into CN strategy and decision making	Provide high quality and timely procurement advice and reduce legal risks associated with contracts management	Legal
Ensure accountability for public money and high-level services	Ensure external audits of our financial reports are carried out in accordance with accounting standards	Finance
Effectively and efficiently manage Depot and Fleet operations, systems and information	Provide continued improvement, support and management of CN procedures required to manage the operational works depot and provide the facilities to support the services delivered to the community	Depot Operations
	Manage the operational fleet and plant to provide safe, fit for purpose and legislatively compliant assets	Depot Operations

Implement effective and efficient systems	Provide a Human Resource Information System (HRIS) that meets the business needs of the users by delivering comprehensive functionality, valuable reporting, increased efficiency, improved risk management, remaining relevant with a robust self-service function	People and Culture
Provide assurance regarding risk management, governance and controls to CN and the Audit and Risk Committee contributing to the achievement of strategic objectives	Deliver an audit program aligned to strategic and key operational risks	Legal
Accurate digital collection management data and locational information	Conduct monthly collection management record auditing	Museum
7.4.2 Provide services that deliver on sustainable community service expectations		
Ensure Asset Management Strategy and Plans capture community service expectations	Implement the Asset Management Planning	Community, Strategy and Innovation
7.4.3 Provide the Community with responsive customer service		
Provide our customers with simple and convenient ways to access and do business with CN	Continue to provide high quality customer service delivery to the community via phone and counter channels	Customer Experience
	Evaluate and realign the customer service team structure and resources to enable an outward looking customer experience culture/focus	Customer Experience
	Provide regular and meaningful communications around customer experience improvement initiatives and customer satisfaction/success indicators to both internal and external customers	Customer Experience
Focus our customer service around the quality of service	Create and maintain a high level of customer satisfaction through all services provided at the Museum	Museum

Transform the way we deliver services to flip the power from the organisation to the customer to build lifelong trust	Continue to provide accessible, high quality customer service delivery to the community via phone, counter and digital channels	Customer Experience
	Evaluate and re-align customer focused positions and resources to enable an outward, organisation wide focus on customer experience	Customer Experience
	Provide regular and meaningful communications around customer experience improvement initiatives and customer satisfaction/success indicators to both internal and external customers	Customer Experience
	Build a culture of empathy and understanding for our internal and external customers whilst growing our service delivery capabilities	Customer Experience
7.4.4 Maintain a high-quality workforce that is responsive to the needs of CN and the community		
Attract and retain a high quality, committed workforce	Review, analyse and recommend appropriate activities and strategies for Employee Value Proposition focusing on attraction and retention	People and Culture
	Complete salary system review which includes a progression framework, job evaluation tools and recognition of critical roles in collaboration with the parties to the City of Newcastle Enterprise Agreement (2019)	People and Culture
	Review, analyse and implement improved activities to build CN's reputation as an employer of choice	People and Culture
Ensure cultural diversity in candidate and employee population	Implement Diversity and Inclusion Strategy by recommending appropriate activities and strategies for diversity and inclusion	People and Culture
	Design of Aboriginal Engagement Strategy (AES) 2021-2024	People and Culture
Invest in the capabilities of our people	Strengthen the role and effectiveness of leaders in supporting injured workers through education, empowerment and accountability for the important role our leaders play	People and Culture
	Develop opportunities to enhance injured workers to recover in a sustainable way	People and Culture

Review leadership and cultural programs in line with Culture Strategy, emerging leader competency and capabilities requirements	Research, design, develop and recommend Leadership Capability framework that clearly defines key competencies and behaviours at CN	People and Culture
Establish an engaged workforce that delivers a unique employee experience, and makes people feel more connected to each other and to the vision and purpose of the organisation	Design an engagement and culture strategy that articulates the activities that will build engagement and culture aligned with CN's strategy and vision	People and Culture
Facilitate a culture of Cooperation, Respect, Excellence and Wellbeing	Implement the Health and Wellbeing Strategy through amplifying and embedding existing wellbeing initiatives and identifying opportunities and partnerships to enhance the breadth and efficacy of the wellbeing offerings	People and Culture
	Develop opportunities for Work Health and Safety (WHS) system ease of user access. Enhance WHS reporting to inform key decisions in Safety and Wellbeing such as funding of wellbeing initiatives	People and Culture
	Continue to develop a culture underpinned by safety where our employees feel their wellbeing is valued and their safety is CN's first consideration	People and Culture
Develop an automated system for managers and employees to access, complete and manage centralised reporting of learning and professional development needs	Research, design, develop and recommend Performance and Development framework including integration with systems to automate processes and provide central online source of performance information	People and Culture

7.4.5 Support the community and organisation through improved IT services that meet community needs

Deliver simple and intuitive local government services that are fit for the digital age via outstanding customer and employee digital experiences	Commence delivery of the digital transformation of CN services via the Customer Service Management Platform, targeted high-impact services first	Information Technology
	Establish a consistent and accessible CN User Experience across primary CN digital channels (website and mobile apps)	Information Technology
	Establish customer-focused digital government KPIs	Information Technology
	Replace high-impact manual and inefficient processes with redesigned digital processes	Information Technology
	Establish industry-standard development practices to provide governance and secure coding oversight to digital assets launched by CN	Information Technology
	Embed Change Management into the delivery of IT Projects	Information Technology
Establishing a sustainable, high performing organisation that leverages technology to enable a modern and agile workforce and translates data into actionable insights to optimise business operations	Consolidate Geospatial Platform leveraging partners, managed services and hosting solutions	Information Technology
	Deliver broader application of geospatial across CN, community and stakeholders	Information Technology
	Enhance Digital Twin including Remotely Piloted Aerial System capabilities	Information Technology
	Continue to be a geographic information systems leader through active participation in spatial communities	Information Technology

Transform CN by delivering on strategically aligned digital priorities within the IT Capital Works program by providing IT Product Management and IT Portfolio Management within an agile environment	Continue to deliver IT Product management across CN	Information Technology
	Continue to deliver IT portfolio management across CN	Information Technology
	Deliver agile capability across CN	Information Technology
Setting a strong foundation in information and communication technology governance, weaving into all areas of CN as a reliable business partner and facilitating new opportunities for technology transformation	Data ownership and governance model	Information Technology
	Review OneCouncil implementation	Information Technology
	Establish integration framework	Information Technology
	Deliver security and governance upliftment	Information Technology
	Continue ICT strategic vision and direction	Information Technology
	Deliver ICT architectural design and technology sustainability	Information Technology
	Continue to provide customers with end to end service delivery, end user computing and service desk support	Information Technology
Proactively identifying and exceeding customer expectations of the future through driving agility and connectivity, and ultimately supporting the evolution of Newcastle into one of the leading local governments nationally	Implement smart city technology foundation	Information Technology
	Define the enterprise Data Architecture framework and roll-out across CN	Information Technology
	Define and implement Data Governance, Ownership and Stewardship specific for CN. This will ensure our data assets are maintained at a high level of quality	Information Technology
	Build, maintain and enhance enterprise reporting, dashboards and analytics to allow for meaningful insights evidence based decision making	Information Technology
	Perform data analysis and provide recommendations to decisions makers	Information Technology
	Build and maintain the enterprise data platforms that support data management, reporting & dashboard	Information Technology
	Continue to lead and champion the value of data and promote the correct use of CN data assets	Information Technology

Works program

Fleet

Fleet Replacement

Fleet Replacement Program 2022

Information Technology

Core Systems Development & Maintenance

Asset Management

Core system legal initiatives & governance directorate support

System stability & infrastructure

IT infrastructure

Property management capability

People & Culture systems review & integration

Citywide Services core systems

Waste Services processes & systems

Financial Management



Financial estimates

Four-year Delivery Program (DP) financials

— DP exhibited budget (2021/22)
— DP adopted budget (2020/21)
— DP actuals (2018/19 to 2019/20)

Income Statement	Year 1	Year 2	Year 3	Year 4
	2018/19	2019/20	2020/21	2021/22
	\$'000	\$'000	\$'000	\$'000
Income from continuing operations				
Rates and annual charges	167,802	181,677	191,253	198,610
User charges and fees	76,520	89,366	84,876	90,485
Interest and investment revenue	9,132	10,210	6,244	5,468
Other revenues	10,642	12,015	9,462	11,359
Grants and contributions provided for operating purposes	15,573	15,977	16,257	16,317
Grants and contributions provided for capital purposes	11,782	13,837	24,302	13,745
Rental income	-	-	4,963	8,577
Total Income from continuing operations	291,451	323,083	337,358	344,561
Expenses from continuing operations				
Employee benefits and on-costs	103,336	111,942	116,047	117,162
Borrowing costs	3,874	4,761	4,566	3,556
Materials and contracts	72,118	67,646	90,499	80,841
Depreciation and amortisation	41,275	48,374	53,035	58,428
Other expenses	48,236	58,623	65,189	64,734
Net losses from the disposal of assets	4,350	5,948	5,926	4,328
Impairment of receivables	-	-	516	558
Total Expenses from continuing operations	273,189	297,294	335,778	329,606
Operating result from continuing operations	18,262	25,789	1,580	14,955
Net operating result for the year before grants and contributions provided for capital purposes	6,480	11,952	(22,722)	1,210



Lord Mayor Nuatali Nelmes officially opening inclusive playground at Stevenson Park, Mayfield West

Capital works program

Four-year Delivery Program (DP) capital funding

— DP exhibited budget (2021/22)
— DP adopted budget (2020/21)
— DP actuals (2018/19 to 2019/20)

	Year 1	Year 2	Year 3	Year 4
	2018/19	2019/20	2020/21	2021/22
	\$'000	\$'000	\$'000	\$'000
Capital Funding				
General fund contribution to capital	40,336	48,422	22,005	48,622
2012 Special Rate Variation	6,255	7,326	7,516	7,667
Stormwater Management Service Charge	1,972	1,990	2,000	2,029
Capital Grants and Contributions	9,084	12,830	15,838	8,547
Proceeds from the sale of assets	1,620	1,700	1,695	726
Net Loans Borrowings / (Repayments)	(3,580)	(3,868)	(4,234)	(4,677)
Funding Available for Capital Expenditure	55,687	68,400	44,821	62,914
Capital Expenditure				
Asset Renewal	32,168	18,102	36,554	30,726
New / Upgrade	32,691	38,998	25,124	23,842
Priority Projects	2,694	1,825	8,778	6,399
Total capital expenditure	67,553	58,925	70,456	60,968
Transfer to or (Draw down on) reserves	(11,866)	9,475	(25,635)	1,947

Works Program	2021/22
City Wide Services	24,220,000
Aquatic Centres	4,300,000
Art Gallery	3,275,000
Civic Venues / Civic Services	200,000
Libraries	700,000
Recreation Parks, Sporting Facilities and Open Spaces	4,770,000
Waste Management	10,975,000
Environment	10,520,000
Bushland and Watercourses	895,000
Coast, Estuary and Wetlands	8,550,000
Street and Park Trees	1,075,000

Fleet	5,000,000
Fleet replacement	5,000,000
Information Technology	6,345,000
Core Systems Development & Maintenance	3,365,000
Digital Enablement	2,580,000
Integrated Data & Systems	400,000
Infrastructure and Property	3,020,000
Buildings - Council Support Services	410,000
Caravan Parks and Commercial Properties	250,000
Community Buildings	670,000
Public Toilets	440,000
Retaining walls	1,250,000
Priority Projects	10,605,000
Blackbutt Reserve	195,000
City Centre Revitalisation	4,150,000
Coastal Revitalisation	2,290,000
Urban Centre Revitalisation	3,970,000
Roads	13,675,000
Bridges	1,400,000
Footpaths	2,146,000
Road Rehabilitation	3,949,000
Road Resurfacing	5,100,000
Roadside Furniture	1,080,000
Stormwater	7,684,500
Flood Planning	369,500
Stormwater System	7,315,000
Strategic	4,317,000
CX Strategy	1,117,000
Economic Development	600,000
Smart City	2,350,000
Strategic Plans	250,000
Transport	5,035,000
Cycleways	1,485,000
Local Area Traffic Management (LATM)	1,580,000
Parking Infrastructure	400,000
Pedestrian Access and Mobility Plan (PAMP)	1,570,000
Grand Total	90,421,500

Special Rate Variations

2012 Special Rate Variation

In 2012, we successfully applied for a section 508(2) special rate variation (SRV) of 5% above the rate cap for one year. The variation occurred in the 2012/13 financial year increasing the base rate charge. The variation was granted for works of a capital nature for specific projects, these are outlined below.

The 2012 SRV has raised \$49.5 million in funds towards these special projects, with CN spending more than \$62 million since July 2012 (based on December 2020 figures).

Special projects

These priorities are set according to community support as follows:

City Centre Revitalising

Revitalising our coast

Upgrading Blackbutt Reserve

Providing new cycleways

Improving our swimming pools

Modernising our libraries


Expanding our Art Gallery

2015 Special Rate Variation

The 2015 SRV was approved by IPART (The Independent Pricing and Regulatory Tribunal of NSW) in May 2015 for a SRV over five years to 2019/20. The 2015 SRV has concluded and is not part of the 2021/22 budget.

The revenue raised by the 2015 SRV has been critical in ensuring we achieve financial sustainability. It has also allowed us to accelerate the completion of our priority projects and capital works program as well as fund critical infrastructure renewal projects.

CN will continue to report on the revenue raised from the 2015 SRV showing our commitment to financial sustainability.



Rate Information

This section of the report forms part of CN's Revenue Policy and includes information on the proposed rates and charges structure and general information about rates for the 2021/22 rating year.

Current year rate increase

The 2021/22 budget is based on total 2020/21 General Income from ordinary and special rates being increased by a total of 2.0%. This is the maximum increase as announced by the Independent Pricing and Regulatory Tribunal (IPART).

An estimated gross ordinary rate income of in excess of \$167.78million is to be raised in 2021/22.

The breakdown of estimated ordinary rate income and number of properties per category is as follows:

	Number of Properties	Gross rate yield 2021/22 \$(000s)
Ordinary rates		
Residential	66,281	106,997
Farmland	9	22
Business (including sub-categories)	4,945	60,761
Total Properties/Gross Ordinary Rate Income	71,235	\$167,780

For the 2021/22 rating year the base date land value to be used for rates calculation purposes is 1 July 2019. This is the same base date as that used for 2020/21 rates.

Rating structure

We continue to acknowledge the importance of rate income as a funding source however this must be balanced against community sensitivity to rate increases having regard to these two principles of equity:

The extent to which those who receive the benefits of CN's services also pay for those services, and;

The extent to which those who pay for CN's services have the ability to pay for those services.

Accordingly, CN proposes a rating structure containing the following:

For residential ratepayers, a structure based on the continued use of a 50% base amount will ensure both of the above principles are addressed.

The Business category structure is proposed to include the use of a range of sub-categories. This will ensure that large-scale users and beneficiaries of CN's infrastructure continue to maintain rating contributions relative to the level of benefit these businesses receive.

Additionally, no changes are proposed to the structure of the Farmland category from that used in 2020/21.

Both the Business and Farmland categories and Business sub-categories continue to be structured on the use of a minimum amount. The proposed minimum amount for 2021/22 will be \$1,094.00 – this is the 2021/2022 minimum amount of \$1,072.60 extended by the total rate increase of 2.0%. However, the Mayfield West Storage Units sub-category will be based on a minimum of \$547.00 which reflects the limited available use of the site.

CN's six special rates are proposed to continue to be based on an ad valorem rate only. In line with legislation, special rates must be levied based on benefit to the ratepayer. To address this benefit principle these six special rates are further dissected to form 17 individual rates.

The purposes of the special rates proposed to be levied for the 2021/22 rating cycle are:

Hunter Mall	defraying the cost of continuing additional horticultural and cleansing services and street furnishings
Mayfield business district	defraying the additional cost of promotion, beautification and development of the Mayfield business district
Hamilton business district	defraying the additional costs of promotion, beautification and development of the Hamilton business district
Wallsend business district	defraying the additional costs of promotion, beautification and development of the Wallsend business district
New Lambton business district	defraying the additional costs of promotion, beautification and development of the New Lambton business district
City Centre benefit	defraying the additional costs of promotion, beautification and development of the City Centre benefit area

Specific details of CN's proposed rating structure inclusive of special rates, ad valorem, minimum rates and base amounts are shown below.

RATE	Minimum Rate	Ad Valorem Amount in Cents	Base Amount		Estimated gross rate yield - 2021/22
	\$		\$	% of Total Rates	\$
Ordinary Rates					
Residential	Nil	0.220376	808.56	50	106,996,651
Farmland	\$1,094.00	0.280814	Nil	Nil	22,450
Business	\$1,094.00	1.533000	Nil	Nil	44,036,829
Business Sub-Categories					
Major Commercial Shopping Centre - Kotara	\$1,094.00	3.589973	Nil	Nil	1,619,078
Major Commercial Shopping Centre - Jesmond	\$1,094.00	4.473606	Nil	Nil	635,252
Major Commercial Shopping Centre - Waratah	\$1,094.00	4.954575	Nil	Nil	446,903
Major Commercial Shopping Centre - Wallsend	\$1,094.00	5.626590	Nil	Nil	450,127
Major Commercial Shopping Centre - The Junction	\$1,094.00	3.852405	Nil	Nil	238,849
Major Commercial Shopping Centre - Inner City	\$1,094.00	1.066379	Nil	Nil	238,869
Major Commercial Shopping Centre (Inner City-East)	\$1,094.00	1.439666	Nil	Nil	90,411
Suburban Shopping Centre	\$1,094.00	1.887207	Nil	Nil	112,817
Suburban Shopping Centre - Inner City	\$1,094.00	3.202810	Nil	Nil	213,307
Suburban Shopping Centre - Mayfield	\$1,094.00	2.149223	Nil	Nil	120,571
Suburban Shopping Centre - Hamilton	\$1,094.00	2.942016	Nil	Nil	260,368
Kotara - Homemaker's Centre	\$1,094.00	1.354166	Nil	Nil	305,375
Kotara - Homemaker's Centre - South Zone	\$1,094.00	1.626144			331,733
Kooragang Industrial Coal Zone	\$1,094.00	1.873329	Nil	Nil	693,409
Kooragang North Industrial Coal Zone	\$1,094.00	2.553275	Nil	Nil	1,548,561
Kooragang Industrial Centre - Walsh Point	\$1,094.00	2.132945	Nil	Nil	2,236,238
Kooragang Industrial Centre	\$1,094.00	1.708865	Nil	Nil	1,097,413
Mayfield West Storage Units	\$547.00	2.790284	Nil	Nil	48,405

Mayfield North Heavy Industrial Centre	\$1,094.00	1.057252	Nil	Nil	659,144
Mayfield North Industrial Centre	\$1,094.00	1.672249	Nil	Nil	504,551
Mayfield North Industrial Centre - Future Development	\$1,094.00	1.800351	Nil	Nil	386,877
Carrington Industrial Port and Coal Zone	\$1,094.00	3.309761	Nil	Nil	1,565,517
Carrington Industrial Centre	\$1,094.00	2.376108	Nil	Nil	1,476,847
Carrington Industrial Port Operations Use	\$1,094.00	2.655545	Nil	Nil	283,028
Broadmeadow Industrial Centre	\$1,094.00	3.776156	Nil	Nil	169,927
Hexham Industrial Centre	\$1,094.00	2.470955	Nil	Nil	990,585
Total Ordinary Rates					\$167,780,092
Special Rates					
City Centre - City East	Nil	0.216442	Nil	Nil	182,308
City Centre - Darby Street	Nil	0.049833	Nil	Nil	34,248
City Centre - City West (Close Zone)	Nil	0.078350	Nil	Nil	248,334
City Centre - City West (Distant Zone)	Nil	0.039175	Nil	Nil	14,715
City Centre - Tower	Nil	0.216442	Nil	Nil	174,591
City Centre - Mall	Nil	0.216442	Nil	Nil	125,049
City Centre - Civic (Close Zone)	Nil	0.113536	Nil	Nil	99,640
City Centre - Civic (Distant Zone)	Nil	0.056768	Nil	Nil	6,348
Hunter Mall	Nil	0.166319	Nil	Nil	87,304
Mayfield Business District	Nil	0.093265	Nil	Nil	79,961
Hamilton Business District - Zone A	Nil	0.173403	Nil	Nil	91,794
Hamilton Business District - Zone B	Nil	0.086702	Nil	Nil	34,832
Hamilton Business District - Zone C	Nil	0.043351	Nil	Nil	14,466
Wallsend Business District - Zone A	Nil	0.362239	Nil	Nil	115,425
Wallsend Business District - Zone B	Nil	0.181119	Nil	Nil	16,190
Wallsend Business District - Zone C	Nil	0.271679	Nil	Nil	21,734
New Lambton Business District	Nil	0.096076	Nil	Nil	16,029
Total Special Rate					\$1,362,968

Please note the above ad valorem, base amounts and estimates yields may vary as a result of the future processing of Supplementary Valuations and rate exemption applications.

The following tables illustrate the proposed 2021/22 rates payable for residential and business ratepayers using a range of the new base date 1 July 2019 land values.

Estimated **Residential** Rates Payable

Land Value	2020/21 Rates Payable	2021/22 Rates Payable	Increase
\$50,000	\$902.70	\$918.75	\$16.04
\$100,000	\$1,010.35	\$1,028.94	\$18.59
\$150,000	\$1,117.99	\$1,139.12	\$21.13
\$175,000	\$1,171.81	\$1,194.22	\$22.40
\$200,000	\$1,225.64	\$1,249.31	\$23.68
\$250,000	\$1,333.28	\$1,359.50	\$26.22
\$300,000	\$1,440.92	\$1,469.69	\$28.76
\$350,000	\$1,548.57	\$1,579.88	\$31.31
**\$368,569	\$1,588.54	\$1,615.72	\$32.14
\$400,000	\$1,656.21	\$1,690.06	\$33.85
\$500,000	\$1,871.50	\$1,910.44	\$38.94
\$600,000	\$2,086.79	\$2,130.82	\$44.03
\$700,000	\$2,302.08	\$2,351.19	\$49.12
\$800,000	\$2,517.36	\$2,571.57	\$54.20
\$900,000	\$2,732.65	\$2,791.94	\$59.29
\$1,000,000	\$2,947.94	\$3,012.32	\$64.38

** Average residential land value

The above amounts stated do not include amounts payable for stormwater and waste management service charges and the Hunter Catchment Contribution rate.

Estimated **Business** Rates Payable

Land Value	2020/21 Rates Payable	2021/22 Rates Payable	Increase
\$100,000	\$1,503.60	\$1,533.00	\$29.40
\$200,000	\$3,007.20	\$3,066.00	\$58.80
\$250,000	\$3,759.00	\$3,832.50	\$73.50
\$300,000	\$4,510.80	\$4,599.00	\$88.20
\$400,000	\$6,014.40	\$6,132.00	\$117.60
\$500,000	\$7,518.00	\$7,665.00	\$147.00
**\$598,019	\$8,991.81	\$9,198.00	\$176.40
\$600,000	\$9,021.60	\$9,380.43	\$179.90
\$700,000	\$10,525.20	\$10,731.00	\$205.80
\$800,000	\$12,028.80	\$12,264.00	\$235.20
\$900,000	\$13,532.40	\$13,797.00	\$264.60
\$1,000,000	\$15,036.00	\$15,330.00	\$294.00
\$2,000,000	\$30,072.00	\$30,660.00	\$588.00

** Average business land value

The amounts stated do not include amounts payable for stormwater and waste management service charges and the Hunter Catchment Contribution rate.

Waste Management Service Charges

CN is required by legislation to levy annual charges for the provision of waste management services. These charges relate to the services provided for both domestic and non-domestic waste management.

Domestic Waste Management Service Charge (DWMS)

Section 496 of the Local Government Act 1993 requires CN to make and levy an annual charge for the recovery of costs for providing domestic waste management services. The full year DWMS charges for the previous and remaining year of the Delivery Program are listed below.

Various other waste management annual charges for additional services and bin upgrades are also outlined within the Fees and Charges Register.

2020/21	2021/22 (estimate)
\$374.52	\$400.52

Business Waste Management Service Charge (BWMS)

Section 501(1) permits Council to make and levy an annual charge for the provision of waste management services (other than domestic waste management services). The full year BWMS charges for the previous and remaining year of the Delivery Program are:

2020/21	2021/22 (estimate)
\$241.41	\$267.41

Stormwater Management Service Charge

The proposed Stormwater Management Service Charge (SMSC) for 2021/22 will continue to fund an enhanced stormwater related works and services program. Income from the SMSC for the previous and remaining year of the Delivery Program are:

2020/21	2021/22 (estimate)
\$2,000,000	\$2,028,000

The proposed 2021/22 SMSC for residential properties is \$25 per eligible property, excepting residential strata units where an annual charge of \$12.50 is applicable. These charges are unchanged from those levied in 2020/21. Charges do not apply to vacant land or land categorised as Farmland, as well as land exempt from rates in terms of Sections 555 or 556 of the Local Government Act 1993. Additionally, land held under a lease for private purposes granted under the Housing Act 2001 or the Aboriginal Housing Act 1998 is also exempt from the charge.

In respect of land categorised as Business, the proposed 2021/22 SMSC for non-strata properties will be \$25 per 350m² of site area capped at \$1,000. Business strata units will be structured in the same manner, but each lot's contribution will be based on the individual lot's unit entitlement.

However, where a business property's storm water is not discharged to a storm water pipeline that is reliant on a downstream network that CN has a proportion of the ownership of, and maintenance responsibility for, a lower SMSC will be levied on that property. This charge will be \$12.50 per 350m² of site area capped at \$500.

Income from the charge will be spent on both capital projects and recurrent expenditure including:

planning, construction and maintenance of drainage systems, including pipes, channels, retarding basins and waterways receiving urban stormwater;

planning, construction and maintenance of stormwater treatment measures, including gross pollution traps and constructed wetland;

planning, construction and maintenance of stormwater harvesting projects;

monitoring of flows in drains and creeks to assess effectiveness;

stormwater education programs;

inspection of commercial and industrial premises for stormwater pollution prevention;

cleaning up of stormwater pollution incidents (charge can fund a proportion);

water quality and aquatic ecosystem health monitoring of waterways, to assess the effectiveness of stormwater pollution controls (charge can fund a proportion).

Rebates to eligible pensioners

Section 575 of the Local Government Act 1993 provides for eligible pensioners to receive reductions in ordinary rates and domestic waste management service charges. This mandatory rebate provides for a reduction of 50% on the aggregate of these rates and domestic waste charges, up to a maximum of \$250. Rebates are granted on an annual or quarterly proportionate basis. The retrospective granting of the statutory Pensioner reduction to eligible pensioners is limited to the current year and five previous years subject to the provision of proof of eligibility by the applicant. Additionally, where the pensioner leaves the property due to ill health or incapacitation, the rebate may still apply. However, this is on the condition that occupation of the property remains unchanged from when the pensioner left the property i.e. no additional person occupies the property after the eligible pensioner ceases occupation. In this case the reduction will apply for two years from the date the pensioner left the property.

Rates Assistance Provisions

We have considered the Office of Local Government's Debt Management and Hardship Guidelines and have ensured there are a range of options available to manage ratepayer debt and respond to genuine hardship. CN's own Debt Management Guidelines recognise that ratepayers and debtors may experience financial hardship in some circumstances in paying rates and annual charges. Ratepayers will be eligible for consideration for hardship assistance in paying their overdue rates, annual charges and interest where:

They are unable to pay rates, charges, fees or accrued interest when due and payable for reasons beyond their control; or

Payment when due would cause them hardship.

Ratepayers are encouraged to seek assistance as soon as practical to do so by contacting our Debt Management Team on 02 4974 2128.

The following rate assistance options are proposed to be available, for the 2021/22 rating year:

negotiation of flexible payment options including weekly, fortnightly and monthly instalments as well as other tailored plans

financial planning and counselling through our appointed welfare agencies

financial assistance through our appointed welfare agencies of \$65 per rate instalment

exempt eligible pensioners from interest charges where the net rates and charges are paid in full in the current year or suitable arrangements are entered into for payment in a subsequent year

write-off of accrued interest

deferral of rates and charges against the estate

CN may request a ratepayer to complete an Application for Hardship Rate Relief prior to providing any assistance.

CN may also request reasonable evidence of hardship including details of assets, income, liabilities, expenses and such other information required to make an informed decision.

Each individual request for assistance will be considered on its own merits. Factors to be considered may include but are not limited to the capacity of the ratepayer to pay, personal circumstances including illness or domestic violence, and the ratepayer's payment history.

Ratepayers may also access support services to help resolve legal or financial issues and/or to assist negotiating arrangements to manage debt. Community Legal Centres and financial counsellors may also assist people resolve debt issues by providing free, tailored expert advice. Solicitors from these centres or Legal Aid can provide legal advice and assistance to ratepayers. Financial counsellors also provide a mix of social, financial and paralegal advice and advocacy on debt issues.

Details of where to go for support services are here:

www.moneysmart.gov.au/managing-your-money/managing-debts for Financial Advice,

www.legalaid.nsw.gov.au/get-legal-help/find-a-service for Legal Aid service (Legal Advisers),

<https://www.clcns.org.au/> for Community Legal Centres.

Aggregation of Values

All storage lots and car spaces within a residential strata plan will be categorised as Residential land where the storage lots and car spaces are used in conjunction with a residential unit being located in the same or adjoining strata plan/scheme and, are used by the occupier of the unit.

CN will, in accordance with Sections 548A and 531B of the Act allow the aggregation of the rateable values of separately titled car and/or storage lots within a Strata Plan with an occupiable unit to enable an aggregated rate to be levied. CN will aggregate only where:

the lots are used in conjunction with the occupiable unit, by the occupier of the unit; and

all lots are within the same or adjoining strata plan, or strata scheme, or the occupiable unit is within reasonable proximity to the storage lot and car-space; and

the lots are not leased out separately.

The onus is on the ratepayer to make a written request to CN for aggregation of strata lots.

Use of land values on newly created property

Upon registration of a plan of subdivision or consolidation with the Registrar General, CN will rate the property (or properties) within the plan from the registration date of the Deposited or Strata Plan.

Date of effect of a category change or rate exemption

Categorisation changes – All requests for review must be in writing. Where CN reviews a category in accordance with Section 523 of Act and as a result of the review a category change occurs, any adjustment to the ratepayer's assessment will be effected from the date of receipt of the request to review the rate category. Where the request is received by a purchaser prior to transfer of the title – the date of effect will be the date of transfer. However, where a ratepayer receives their annual rates and charges notice and requests a review of their rate category prior to the first installment due date – the date of effect of the category change will be the start of the rating year as indicated on the rates and charges notice. In all cases an explanatory letter will be forwarded to the ratepayer.

Exemption Application – Ratepayers may apply for exemption from Rates and/or Charges in accordance with Sections 554 – 556 of the Act. While Section 574 of the Act states that any appeal against a Rate must be made within 30 days of the service of the notice, CN will allow an application for exemption to be considered at any time. All applications must be in writing. Should CN agree with the application, the commencement date of the application will be from the date of receipt of the application. However, consideration as to the commencement of the exemption may, in extenuating circumstances, be based on:

CN's knowledge of the commencement of the approved use of the property, or

if an owner can prove that the use of the property commenced prior to the application date (via documentary evidence) CN may consider back dating the exemption approval.



Revenue Policy

Statement of business activities

CN manages the following Category One businesses defined as having income in excess of \$2 million.

Waste Management	Waste Management provides disposal facilities for domestic, commercial and industrial waste streams, construction and demolition waste separation, green waste stockpiling and processing. The centre also has a small vehicle receival centre and an on-site resource recovery and recycling operation.
Waste management collection services	CN provides a weekly domestic and commercial waste collection service, provision of weekly 'drop-off' centres for the collection of green waste, a quarterly kerbside green waste collection service together with servicing of street, park and beach litter bins and a six-monthly kerbside bulk waste pickup.
Civic Theatre/ Playhouse	The Civic Theatre and Playhouse are live performance and entertainment venues generating income from ticket sales and commissions, facility hire fees and food and beverage services. Community based not for profit organisations based in the Newcastle Local Government Area are supported through discounted facility hire fees. The venue promotes a continuous schedule of local, national and international productions.

Statement of fees and charges

Under Section 608 of the Act, CN may charge and recover an approved fee for any service it provides, other than a service proposed or provided on an annual basis which is covered by an annual charge (Sections 496 and 501).

Services for which CN may charge a fee include:

supply of services and products;

giving information;

providing a service in connection with the exercise of CN's regulatory function (eg applications, inspections, certificates);

allowing admission to buildings.

Fees and Charges made under Section 608 of the Act are classified according to the following pricing basis.

Full Cost Recovery (F)	CN recovers all direct and indirect costs of the service (including depreciation of assets employed).
Partial cost Recovery (P)	CN recovers less than the Full Cost. The reasons for this may include community service obligations and legislative limits.
Statutory Requirements (S)	Price of the service is determined by Legislation.
Market Pricing (M)	The price of the service is determined by examining alternative prices of surrounding service providers.
Zero Cost (Z)	Some services may be provided free of charge and the whole cost determined as a community service obligation.
Rate of Return (R)	This would include Full Cost Recovery as defined above in addition to a profit margin to factor in a return to CN for assets employed. CN's policy for determining fees to be charged is that all CN fees and charges not subject to statutory control are to be reviewed on an annual basis, prior to finalisation of the annual operating budget.

In applying the above pricing basis to fees made under Section 608 of the Act, CN considers the following factors as outlined in Section 610D of the Act:

The cost to CN of providing the service - the Full Cost Recovery method is used as a benchmark in this instance. This includes any debt and servicing costs, depreciation and maintenance associated with the provision of the service;

The price suggested for that service by a relevant industry body or in a schedule of charges published, from time to time by the Division of Local Government;

The importance of the service to the community - this is considered in determining any potential community service obligations or community benefit particularly under a Partial Cost Recovery or Zero Cost method;

Any factors specified in the Local Government (General) Regulation 2005 or other applicable legislation;

Other factors not specifically mentioned under Section 610D of the Act that may also be considered include:

- if services are being supplied on a commercial basis as part of a defined CN business
- the capacity of the user to pay
- market prices.

All fees and charges not included in the Division 81 GST free schedule will attract GST at the current rate of 10%. CN's 2021/22 Fees and Charges document is bound as a separate report.

Established categories for reduction or waiving of fees

Section 610E of the Act allows CN to waive payment of or reduce a fee in a particular case if it is satisfied that the case falls within a category of hardship or any other category that CN has determined.

CN has determined that fees may be waived or reduced in the following categories:

Category one - financial hardship	<p>CN may reduce or waive fees in cases where the applicant provides evidence that the payment of the fee will impose significant financial hardship.</p> <p>In determining eligibility on the basis of significant hardship, CN will:</p> <ol style="list-style-type: none"> 1. Apply the criteria used by the Department of Human Services (Centrelink); and 2. Require the applicant to provide reasonable proof of financial hardship which may include details of assets, income and living expenses, and such other information required to make a valid assessment.
Category two - charity	<p>CN may reduce or waive fees in where the applicant is a registered charity and the fee is for a service that will enable the provision of charitable services to CN's community.</p>
Category three - illness or death (library overdue charges and pool season passes/tickets only)	<p>CN may reduce or waive fees in cases where the applicant provides evidence that the charge was incurred because of:</p> <ol style="list-style-type: none"> 1. Serious illness of a customer or the customer's immediate family member; 2. Serious accident involving the customer or the customer's immediate family member; 3. Death of a customer or the customer's immediate family member; and in determining eligibility on the basis of illness or death, CN will require the customer to present: <ol style="list-style-type: none"> 1. Medical certificate; or 2. Statutory declaration.
Category four - Large Commercial Waste Operators	<p>CN may reduce fees for Commercial Customers that have committed to dispose (at SWMC) either:</p> <ul style="list-style-type: none"> • > 5,000 tonnes per annum of soil classified as General Solid Waste; or • > 15,000 tonnes per annum of mixed General Solid Waste

Application and assessment

For the waiving or reduction of fees, applicants must apply to CN in writing (using CN's standard form). CN Officers with delegated authority will assess and make determinations on requests for the waiver or reduction of fees in accordance with the following principles:

Compliance with relevant legislation;

Fairness, consistency and equity;

Transparency.

Equitable pricing methodology

The equitable pricing methodology has been progressively updated and applied to service delivery throughout the organisation. For subsequent budget cycles the application of Activity Based Cost Management principles has facilitated a better understanding of service delivery costs and assisted in the fees and charges determination process.

Charges for work on private land

It is not CN's practice to conduct work on behalf of private persons or bodies unless competitive tenders have been sought. CN applies competitive neutrality considerations when quoting as part of such tenders. CN has, on occasions, become involved in special one-off private works such as kerb and guttering for new estate development, where it is CN's practice to recover full costs. It is likely that CN will continue to tender for some private works in order to benchmark its performance.

Asset rationalisation and property asset disposal

CN has worked collaboratively across all business units to produce a framework and set of criteria by which CN property assets can be assessed to determine if they are considered surplus to current and future requirements. Assets determined through this process to be surplus to CN's requirements will be considered for sale. This process is known as the Asset Review and Implementation Plan (ARIP).

A key outcome of the ARIP is the identification of opportunities to rationalise under-utilised assets in order to apply the funds to a more useful purpose.

CN's policy for use of funds from property asset disposals is to allocate net proceeds to a Land and Property Reserve. The Reserve is used to fund identified existing projects, strategic property acquisitions and meet preliminary disposal costs.

Assets identified in the ARIP as potentially suitable for rationalisation and disposals are initially reported to CN's Asset Advisory Committee. Recommendations to acquire or dispose of property assets are endorsed by this committee prior to consideration by the Council at an ordinary meeting.

Restricted Cash Policy

Restricted Cash are funds that have been set aside from operating and capital incomes for the future funding of CN expenditure. From an accounting perspective the value of these funds are reconciled against the combined balance of Cash, Cash Equivalents, and Investments on the Statement of Financial Position. Balances are not available for use by the group for purposes other than those to which they are apportioned.

Purpose of Restricted Cash

CN maintains cash restrictions to:

Ensure sustainability and responsible financial management through consistent identification, administration and usage of funds subject to CN's control.

Ensure transparency and focus on achieving strategic goals via identification, measurement and monitoring of Restricted Cash requirements and available balances.

Ensure that for those funds that have been received for a specific future purpose CN establishes and maintains Restricted Cash balances that account for that income.

Establish requirements around the Restricted Cash categories required by CN, their purpose, the priorities, the target balance, ongoing balance maintenance and the tracking and disclosure of performance against benchmark (value held against value required).

Ensure CN retains financial flexibility to respond to external shocks.

Application and assessment

CN is committed to the application of the Restricted Cash Policy in accordance with the following principles:

Regulation and legislation: The Policy operates in accordance with the relevant legislative regulatory requirements.

Accountability and transparency: The Policy provides a framework for transparency and a system of accountability.

Strategic objectives: The Policy provides a framework to ensure that discretionary funds are reserved in alignment with the priorities and stated strategic objectives of CN.

Restricted cash categories

Total cash, cash equivalents and investments are classified into either of three restriction classifications:

External Restrictions: funds subject to legal requirements that govern their usage. Money of this kind is to be held in the form of a compliant investment as per CN's Investment Policy.

Internal Restrictions: funds that are not subject to legal requirements that govern their usage. These are records of future obligations kept at CN's discretion to ensure sound financial management which are only restricted by a resolution of Council. Money of this kind is to be held in the form of a compliant investment as per CN's Investment Policy.

Unrestricted: a balance of funds subject to neither external nor internal restriction that can be utilised to provide support of CN's operational expenditure.

CN Restrictions

Specific individual restriction categories that facilitate prudent financial management of CN's cash, cash equivalents and investments are as follows:

External Restrictions

Unexpended Grants: 100% of cash grants received not spent during the year are treated as restricted funds.

Developer Contributions: 100% of cash Developer Contributions received but not yet expended in accordance with the applicable deed or contributions plan.

Contributions to Specific works: 100% of contributions provided to CN by third parties that are yet to be expended on the project/s for which they were provided.

Domestic Waste Management: Funds restricted for investment into service delivery and capital improvements for Domestic Waste Management.

Bequests and Donations: 100% of cash bequests received by CN explicitly tied to the funding of specified projects are preserved in accordance with the conditions attached within the underlying agreement.

Special Benefit Rates: 100% of the special rate income received but not yet spent for the relevant business districts.

Rawson Crown Land Reserve: As a Crown Land Reserve Trust manager CN must apply proceeds from activities on Rawson Reserve. Any cash surplus will be restricted for the future provision of projects within this specific Crown Land Reserve.

Building Better Cities: Surplus funds are managed under the terms of the relevant deed by CN's BBC Housing Management and Development Committee. Funds are to be applied in accordance within the program, strategy and provisions of the Deed.

Internal Restrictions

Works Program - New and Upgrade: Maintain a cash provision set aside to make contributions toward future new and upgrade projects aligned to the strategic objectives of CN.

Works Program - Specific Projects: Maintain a cash balance equal to the funds restricted by a resolution of CN to be applied to the provision of a specific future project of works.

Works Program - Infrastructure Agreed Level of Service: Maintain a cash provision to fund the combined capital and operational expenditure required to bring CN's assets up to an agreed level of service.

Waste Management - Remediation provision: Cash provision retained to provide full defeasance of CN's present obligation to remediate the Summerhill Waste Management Facility and Astra Street Landfill (this asset is no longer in use).

Employee Leave Entitlements: Maintain a cash provision to fund a proportion of leave obligations equal to employee benefits provisions deemed as current but not expected to be settled within the next 12 months.

Unexpended Loans: 100% of loan funds received but not yet expended on the project/s for which the funds were provided.

Superannuation - Defined Benefits: Trustee advised obligation specific to CN to restore the Fund to a satisfactory financial position to comply with the regulatory standards set by APRA.

Self Insurance claims: Value equal to the security provided to the State Insurance Regulatory Agency (SIRA). Security is subject to redemption at short notice and resultantly a specific purpose reserve is prudent to maintain. Only applicable in the event that security provided by CN is non cash.

Local committees and childcare: Equal to the consolidated funds attributable to each of the respective bodies.

Community Facilities Fund: Equal to the surplus funds returned to CN (in accordance with conditions outlined in Community Facility management agreements). To be used for the completion of significant upgrade projects to eligible Community Facilities within the Local Government Area.

Unrestricted

Maintain a balance of no less than one months' worth of CN's payments from cash flow for operating and financing activities.

Internal loans

An internal loan from a restriction is a funding option that can be considered by CN to finance projects instead of borrowing externally. This funding option is not considered as borrowings for the purposes of Audited Financial Statements or financial covenant reporting.


An Internal loan can only be considered where:

The restriction borrowed from is classified as Internal.

The cash funds in the restrictions are not required over the period of the loan.

A rate of interest of at least equal to that as detailed within the Measurement section of the prevailing Investment and Borrowing Policy. Being that the minimum rate of interest is equal to a KPI of 0.50% above a relevant benchmark rate that considers duration of the proposed loan.

A disciplined repayment plan is established with agreed repayment schedule.



New concierge and customer service counter at 12 Stewart Avenue

Supporting our plans



Long Term Financial Plan

Our Vision and Values

CN has a strong focus on its strategic direction to be a "Smart, Liveable and Sustainable Global City by 2030"

The Community Strategic Plan (CSP) identifies seven key themes underpinning this strategic direction and commitment of CN to achieve the development of integrated and accessible transport, vibrant, safe and active public places, creation of a liveable built environment, becoming a smart and innovative city, protecting our unique environment, and fostering an inclusive community utilising open and collaborative leadership.

Purpose

In accordance with the legislative obligations issued by the Office of Local Government's Integrated Planning and Reporting Framework (IP&R) CN is required to have a Long-Term Financial Plan (LTFP).

The LTFP must include a financial forecast for a minimum of ten years and be reviewed annually. The financial forecast is driven by strategic objectives, key metrics, assumptions and inputs as well as core information contained within the Community Strategic Plan (CSP) Asset Management Strategy (AMS) and Workforce Management Plan (WMP).

The LTFP must provide a minimum of 3 scenarios which includes forecasting based on a planned financial forecast, an optimistic financial forecast and a conservative financial forecast. Additionally, the LTFP must also encompass sensitivity analysis highlighting the factors and assumptions most likely to impact on the planned financial outcomes as well as quantifying the methods of monitoring financial performance.

CN has a strong focus on achieving its financial goals and objectives. CN utilises the LTFP as a financial decision-making tool to identify financial and strategic opportunities. The LTFP also provides a sound basis for strategic decision making allowing for transparency in forecasting CN's financial decision making and offering analysis of the cumulative financial impacts of CN's strategic and operational planning.

CN is committed to the principles of sound financial management as outlined in the Local Government Act 1993 Section 8B. These principles include:

Council spending should be responsible and sustainable, aligning revenue and expenses.

Councils should invest in responsible and sustainable infrastructure for the benefit of the local community.

Councils should have effective financial and asset management, including sound policies and processes for, performance management and reporting, asset maintenance and enhancement, funding decisions, risk management practices.

Councils should have regard to achieving intergenerational equity, including ensuring policy decisions are made after considering their financial effects on future generations and the current generation funds the cost of its services.

Building on these core objectives, CN has identified further objectives required for financial sustainability.

Financial Objectives

Maintain a net operating surplus	Each financial year, the budget has a net operating result before capital grants and contributions. This should be controlled through strong financial governance and budget management.
Renew and maintain assets within a sustainable range	The funding allocated to the annual asset renewal program will be programmed to be aligned to the equivalent level of depreciation per asset class. Funding will also be applied to asset maintenance programs to the levels required in the asset management strategy and asset service plans.
Maintain a strong cash and liquidity position	CN guarantee its financial stability by maintaining a strong cash position and maintaining reserves in-line with internal policies. This assists with generating revenue and ensures we have sufficient assets to cover our liabilities.
Financial legacy	Ensure that every financial decision that is made, by both the Council and CN management, creates and safeguards the financial legacy of the City of Newcastle. A legacy of being prudent and responsible.

CN's Long Term Financial Plan

The LTFP is an integral document in the IP&R Framework and demonstrates the financial impacts of providing service levels and assets to the community. The service levels and assets to be provided are identified through "Our Budget" as part of the annual budget process incorporating key objectives and commitments made in our suite of corporate planning documents including the Community Strategic Plan (CSP), Asset Management Strategy (AMS) and Service Asset Plans and the Workforce Management Plan (WMP). The LTFP has been updated through the 2021/2022 annual budget process.

Income Statement

- Current year adopted budget (2020/21)
- Next year budget (2021/22)
- 4 year budget (2021/22 to 2024/25 inclusive)
- 10 year budget (2021/22 to 2030/31 inclusive)

Income Statement	2020/21	2021/22	2022/23	2023/24	2024/25	2025/26	2026/27	2027/28	2028/29	2029/30	2030/31
	\$'000	\$'000	\$'000	\$'000	\$'000	\$'000	\$'000	\$'000	\$'000	\$'000	\$'000
Income from continuing operations											
Rates and annual charges	191,253	198,610	202,185	205,824	209,529	213,300	217,140	221,048	225,027	229,078	233,201
User charges and fees	84,876	90,485	91,823	94,563	96,265	97,998	99,762	101,558	103,386	105,247	107,141
Interest and investment revenue	6,244	5,468	5,566	5,667	5,769	5,872	5,978	6,086	6,195	6,307	6,420
Other revenues	9,462	11,359	11,563	11,772	11,983	12,199	12,419	12,642	12,870	13,101	13,337
Grants and contributions provided for operating purposes	16,257	16,317	16,611	16,910	17,214	17,524	17,839	18,161	18,487	18,820	19,159
Grants and contributions provided for capital purposes	24,302	13,745	13,992	14,244	14,501	14,762	15,027	15,298	15,573	15,854	16,139
Rental Income	4,963	8,577	8,405	9,175	9,340	9,508	9,679	9,854	10,031	10,211	10,395
Total Income from continuing operations	337,358	344,561	350,145	358,154	364,601	371,164	377,845	384,646	391,569	398,618	405,793
Expenses from continuing operations											
Employee benefits and on-costs	116,047	117,162	119,806	122,697	125,659	128,695	131,213	133,782	136,402	139,075	141,801
Borrowing costs	4,566	3,556	3,212	3,406	3,121	2,845	2,614	2,299	2,010	1,689	1,465
Materials and contracts	90,499	80,763	79,165	80,166	81,186	83,324	83,300	84,376	85,471	87,685	87,740
Depreciation and amortisation	53,035	58,427	59,275	60,916	62,573	64,226	65,904	67,617	67,060	67,726	69,440
Impairment of receivables	516	558	558	558	558	558	558	558	558	558	558
Other expenses	65,189	64,811	66,611	67,810	69,030	70,273	71,538	72,825	74,136	75,471	76,829
Net losses from the disposal of assets	5,926	4,328	4,402	4,402	4,402	4,402	4,402	4,402	4,402	4,402	4,402
Total Expenses from continuing operations	335,778	329,606	333,029	339,956	346,529	354,323	359,528	365,859	370,039	376,606	382,236
Operating result from continuing operations	1,580	14,955	17,116	18,198	18,071	16,841	18,316	18,787	21,530	22,011	23,557
Net operating result for the year before grants and contributions provided for capital purposes	(22,722)	1,210	3,124	3,954	3,571	2,079	3,289	3,489	5,957	6,158	7,418

Directly correlating the forecast of strengthening Operating Performance is a growth in CN's Cash & Investments position.

- Current year adopted budget (2020/21)
- Next year budget (2021/22)
- 4 year budget (2021/22 to 2024/25 inclusive)
- 10 year budget (2021/22 to 2030/31 inclusive)

Cash, investments and profit before capital grants	2020/21	2021/22	2022/23	2023/24	2024/25	2025/26	2026/27	2027/28	2028/29	2029/30	2030/31
	\$'000	\$'000	\$'000	\$'000	\$'000	\$'000	\$'000	\$'000	\$'000	\$'000	\$'000
Net operating result for the year before grants and contributions provided for capital purposes	(22,722)	1,210	3,124	3,954	3,571	2,079	3,289	3,489	5,957	6,158	7,418
Net increase/(decrease) in cash and cash equivalents	13,949	8,902	11,740	13,204	14,168	14,076	16,018	17,619	19,510	19,921	25,854
Total cash, cash equivalents and investments	331,560	354,234	370,342	387,975	406,731	425,593	446,768	469,657	494,692	520,403	552,285

To ensure this positive operating trend is realised, a strong organisational focus on financial responsibility is required with service levels maintained and the works program continuing at a sustainable rate over ten years of \$85m per year. With the commitment of CN and the vision of transforming Newcastle into a smart, liveable, sustainable and global city supported by a smart, innovative organisation, CN's capital works program is forecast to continue at a rate of \$85m and will allow for a balance between new projects and the ongoing commitment to renewing the city's assets.

CN's Income Statement is projecting net operating surpluses for the next decade (the duration of the forecast). This trend of continual net operating surpluses reflects a positive pattern of financial performance, the commitment of CN to long term financial sustainability and the ability to generate annual funding to facilitate key objectives identified in Our Budget.

Statement of Financial Position

- Current year adopted budget (2020/21)
— Next year budget (2021/22)
— 4 year budget (2021/22 to 2024/25 inclusive)
— 10 year budget (2021/22 to 2030/31 inclusive)

Statement of Financial Position	2020/21	2021/22	2022/23	2023/24	2024/25	2025/26	2026/27	2027/28	2028/29	2029/30	2030/31
	\$'000	\$'000	\$'000	\$'000	\$'000	\$'000	\$'000	\$'000	\$'000	\$'000	\$'000
ASSETS											
Current assets											
Cash and cash equivalents	26,421	35,323	47,062	60,266	74,434	88,511	104,528	122,147	141,657	161,578	187,432
Investments	68,569	69,529	70,482	71,447	72,448	73,491	74,615	75,764	76,969	78,231	79,546
Receivables	29,077	29,600	30,133	30,676	31,228	31,790	32,362	32,945	33,538	34,141	34,756
Inventories	1,121	1,141	1,162	1,183	1,204	1,226	1,248	1,270	1,293	1,316	1,340
Other	7,796	7,936	8,079	8,224	8,373	8,523	8,677	8,833	8,992	9,154	9,318
Non-current assets classified as 'held for sale'	9,500	-	-	-	-	-	-	-	-	-	-
Total current assets	142,484	143,530	156,918	171,796	187,686	203,540	221,430	240,959	262,448	284,420	312,392
Non-current assets											
Investments	236,570	249,382	252,798	256,262	259,849	263,591	267,624	271,746	276,066	280,594	285,308
Receivables	1,660	1,690	1,720	1,751	1,782	1,815	1,847	1,880	1,914	1,949	1,984
Infrastructure, property, plant and equipment	1,544,955	1,548,422	1,548,654	1,547,396	1,544,648	1,540,408	1,534,679	1,527,459	1,521,041	1,514,226	1,505,994
Right of use asset	33,010	29,365	48,943	45,212	41,482	38,294	36,303	32,608	29,434	25,738	22,042
Investments accounted for using the equity method	914	931	947	964	982	999	1,017	1,036	1,054	1,073	1,093
Investment property	16,213	17,024	17,875	18,769	19,707	20,693	21,727	22,814	23,954	25,152	26,410
Intangible assets	5,469	5,469	5,469	5,469	5,469	5,469	5,469	5,469	5,469	5,469	5,469
Other	562	572	582	593	604	614	626	637	648	660	672
Total non-current assets	1,839,353	1,852,853	1,876,989	1,876,416	1,874,523	1,871,883	1,869,293	1,863,648	1,859,581	1,854,861	1,848,971
TOTAL ASSETS	1,981,837	1,996,383	2,033,907	2,048,212	2,062,209	2,075,424	2,090,723	2,104,607	2,122,029	2,139,281	2,161,362
LIABILITIES											
Current liabilities											
Payables	32,870	33,451	34,044	34,648	35,264	35,892	36,508	37,136	37,776	38,427	39,091
Contract liabilities	6,583	6,689	6,796	6,904	7,015	7,127	7,241	7,357	7,475	7,594	7,716
Lease liabilities	4,171	2,213	3,759	3,969	3,963	4,202	4,305	4,431	4,652	4,849	4,760
Borrowings	4,677	4,875	3,736	3,792	3,834	3,984	3,929	3,425	3,570	2,953	1,399
Provisions	41,052	42,037	43,045	44,079	45,138	46,223	47,125	48,046	48,985	49,942	50,919
Total current liabilities	89,353	89,265	91,379	93,392	95,214	97,428	99,109	100,396	102,457	103,766	103,884
Non-current liabilities											
Payables	3,280	3,280	3,280	3,280	3,280	3,280	3,280	3,280	3,280	3,280	3,280
Contract liabilities	728	728	728	728	728	728	728	728	728	728	728
Lease liabilities	31,524	29,311	43,080	39,110	35,147	31,345	28,943	24,512	20,212	15,364	12,506
Borrowings	60,682	60,806	63,521	59,729	55,894	51,910	47,981	44,556	40,986	38,033	37,528
Provisions	72,163	73,930	75,740	77,595	79,495	81,442	83,076	84,742	86,441	88,175	89,943
Total non-current liabilities	168,375	168,054	186,347	180,441	174,544	168,704	164,007	157,816	151,647	145,579	143,984
TOTAL LIABILITIES	257,728	257,319	277,727	273,833	269,758	266,132	263,115	258,212	254,104	249,344	247,868
Net assets	1,724,109	1,739,064	1,756,181	1,774,379	1,792,450	1,809,291	1,827,608	1,846,395	1,867,925	1,889,937	1,913,494
EQUITY											
Accumulated surplus	1,493,385	1,508,340	1,525,457	1,543,655	1,561,726	1,578,567	1,596,884	1,615,671	1,637,201	1,659,213	1,682,770
Revaluation reserves	230,724	230,724	230,724	230,724	230,724	230,724	230,724	230,724	230,724	230,724	230,724
Total equity	1,724,109	1,739,064	1,756,181	1,774,379	1,792,450	1,809,291	1,827,608	1,846,395	1,867,925	1,889,937	1,913,494

The opening balance of cash and investments for the 2021/22 projections are formulated on the projected closing balances contained with the 2020/21 budget. All other balance sheet items in this plan have an opening balance relative to the 2020/21 financial year.

Cash and investments

CN is forecasting to record a growth in Cash, cash equivalents and investments over the ten year period of \$152m.

and contain more certainty with regards to costing estimates based on a refined scope of works, market quotations and engineering estimates. Programs are subject to annual change depending on new priorities, emerging works, emergency works, Councillor priorities and new funding sources like grants.

Receivables

Receivables have been assumed to remain constant for the life of the plan.

Payables and borrowings

The LTFP assumes that there will be no new CN borrowings over the life of the plan, this is excluding the drawdowns for the Airport. Principle and Interest repayments are assumed to continue in accordance with existing loan terms. Any opportunities to accelerate principle repayments will be separately assessed and any acceleration will result in a change to assumed outcomes. The Airport has an approved borrowing facility which is consolidated into the balances of CN accounts and assumed to be progressively drawdown in accordance with their projections. On a consolidated basis CN has a moderate level of borrowings which are due to reduce over the long term with interest expense subsequently reducing over the life of the plan.

Inventories and other assets

CN expects no changes in the inventories held at its works depot and cultural facilities and has forecasted an increase in line with CPI between 1.5% to 1.8%.

Infrastructure, property, plant and equipment

CN has \$1.55 billion worth of infrastructure, property plant and equipment. The financial management of these assets are guided by the Asset Management Strategy (AMS), Service Asset Plans. The asset renewals and upgrades that have been identified in these plans have been funded in this plan.

Asset renewal

Accurately forecasting the value of CN's ALS is complex and requires large amounts of high-quality data to accurately calculate. In addition to these costs CN has budgeted for renewal expenditure on non-infrastructure assets such as fleet, which does not contribute to the management of the ALS.

The level of asset renewals and upgrade works in addition to new asset work has been funded in the LTFP. Work schedules and programming are based on conditional audits undertaken annually by Asset Management staff and have been prepared taking into account the most relevant information currently available. The forecasting of this work is therefore an indication only until it is annually quantified as part of CN's Annual Financial Statements. Works programs for years 2021/22 and 2022/23 have been prepared in accordance with long term project management forecasts from the Corporate System PPM

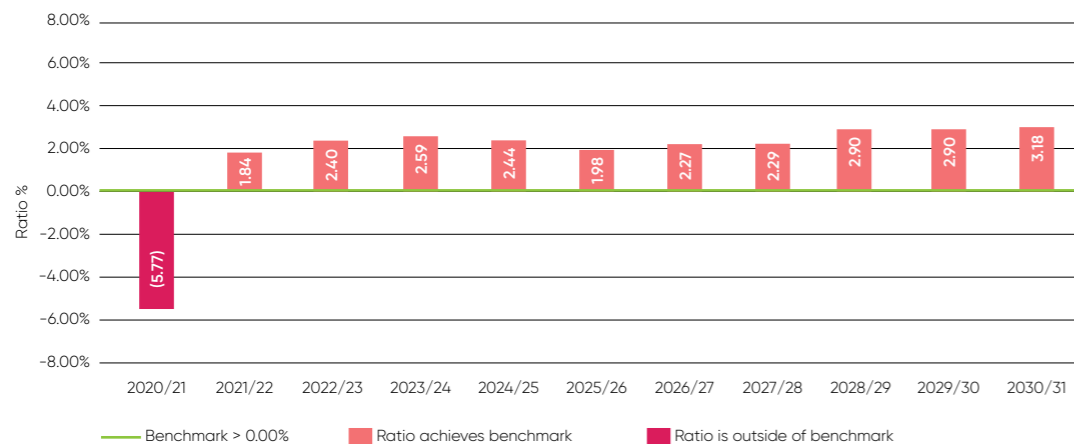
Provisions

CN has made provisions for payment of employee leave entitlements which predominately consist of annual leave, long service leave and vested sick leave. CN has also made provision for the future rehabilitation costs of its current Summerhill and former Astra Street waste management facilities. CN estimates the costs based on feasibility studies and engineering studies using current restoration standards and techniques. Future adjustments to the provision may be required using evidenced based data which could affect future financial results. The variability in this evidence-based data includes significant uncertainty in the timing and extent of the future expenditure, as well as other movements such as new disturbance, updated cost estimates, changes to discount rates and changes in waste consumption rates.

Performance Indicators

CN utilises the following key performance ratio benchmarks set by the Office of Local Government for the LTFP. This is a strengthening position for CN which will ensure CN's financial sustainability.

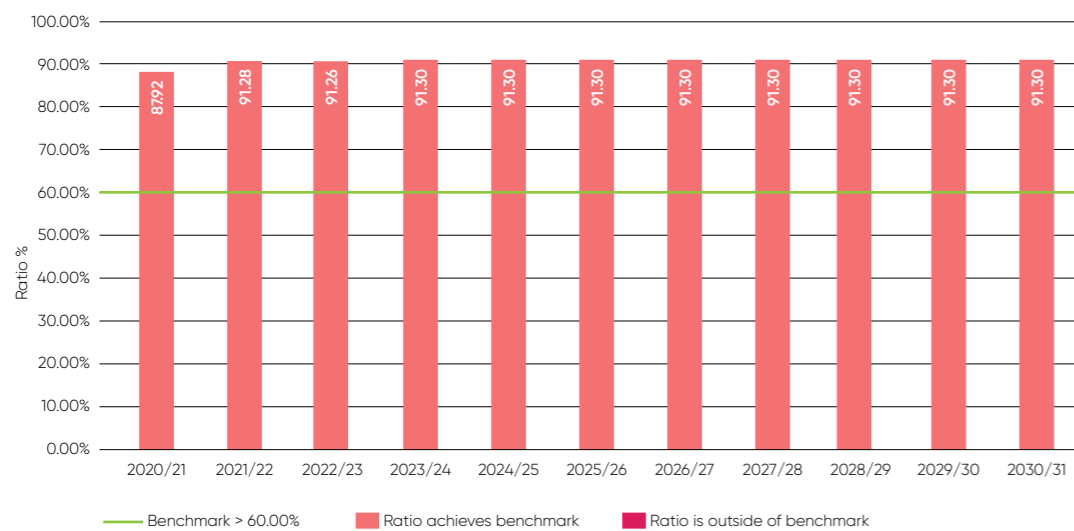
Operating performance ratio



Purpose of the operating performance ratio

The operating performance ratio measures how well council contained operating expenditure within operating revenue (excluding capital grants and contributions, fair value adjustments, and reversal of revaluation decrements). The benchmark set by the Office of Local Government (OLG) is greater than zero per cent.

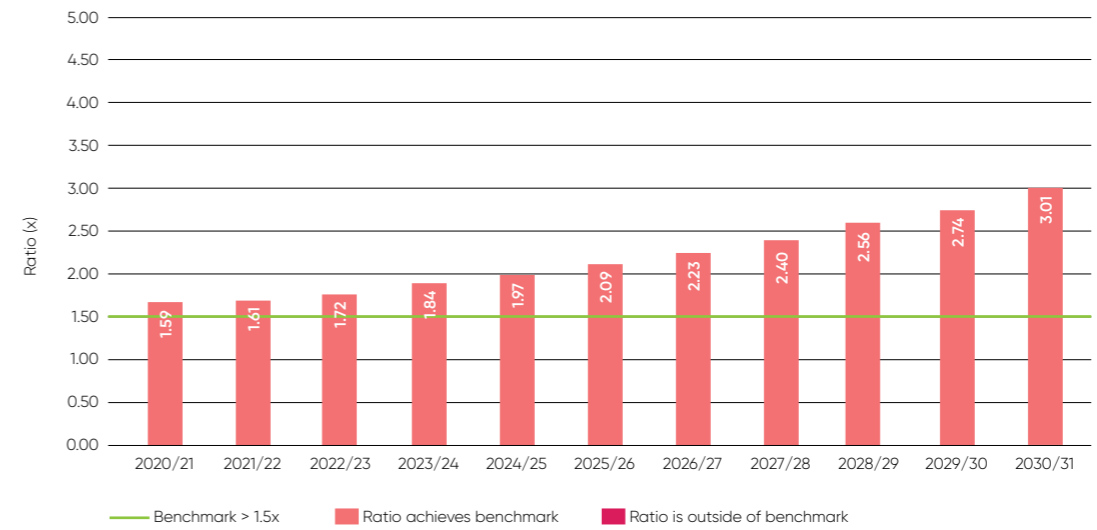
Own source operating revenue ratio



Own source operating revenue ratio

The own source operating revenue ratio measures council's fiscal flexibility and the degree to which it relies on external funding sources such as operating grants and contributions. The benchmark set by OLG is greater than 60 per cent.

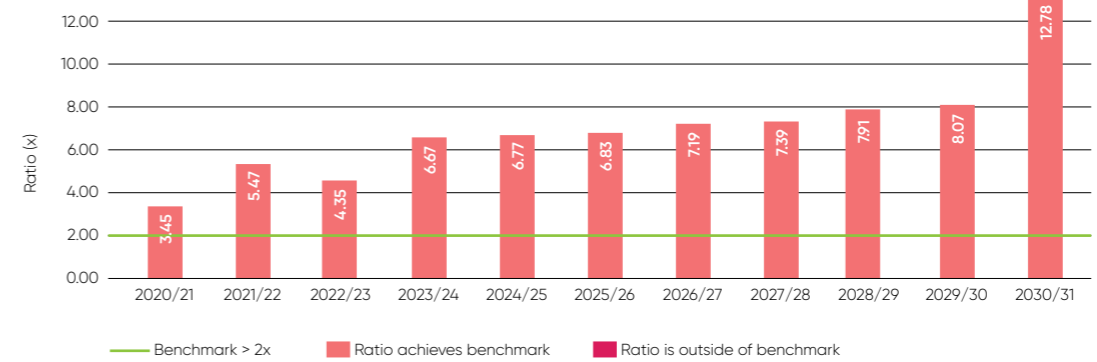
Unrestricted current ratio



Unrestricted current ratio

The unrestricted current ratio is specific to local government and represents council's ability to meet its short-term obligations as they fall due. The benchmark set by OLG is greater than 1.5 times.

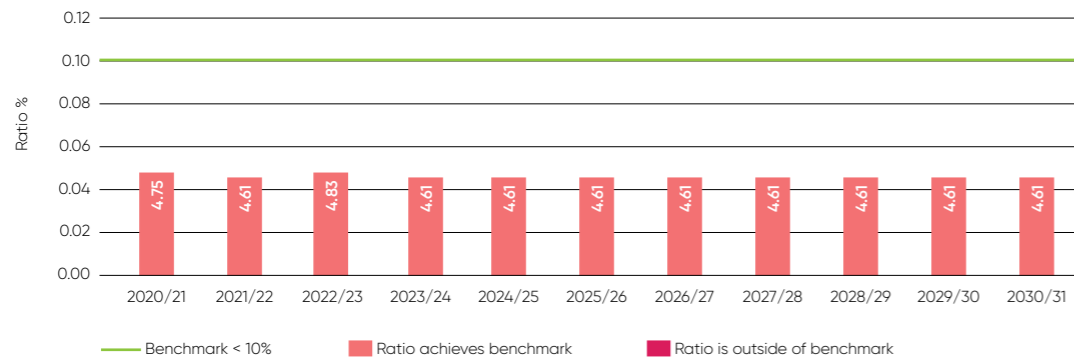
Debt service cover ratio



Debt service cover ratio

The debt service cover ratio measures the operating cash to service debt including interest, principal and lease payments. The benchmark set by OLG is greater than two times.

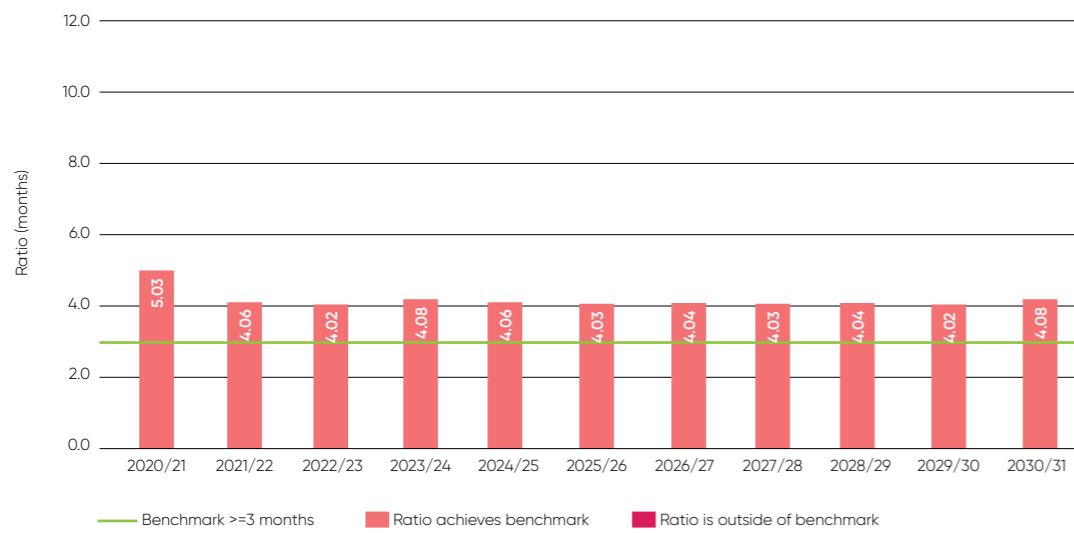
Rates, annual charges outstanding ratio



Rates and annual charges outstanding ratio


The rates and annual charges outstanding ratio assesses the impact of uncollected rates and annual charges on a council's liquidity and the adequacy of debt recovery efforts. The benchmark set by OLG is less than 10 per cent for regional and rural councils.

Cash expense cover ratio



Cash expense cover ratio

This liquidity ratio indicates the number of months the council can continue paying for its immediate expenses without additional cash inflow. The benchmark set by OLG is greater than three months.



Asset Management Planning

Asset management planning accounts for the management of our assets through systematic and coordinated activities and practices with a service delivery focus. This ensures assets and their associated performance meet community needs through sustainable, cost effective lifecycle management. The asset management planning framework consists of our Policy, Strategy and Service Asset Plans.

Asset Management Policy

The Asset Management Policy was adopted by CN in August 2020 and supports CN's commitment to:

Accountability and transparency

Sustainability

Continuous Improvement

Providing a selection of appropriate levels of service to meet community demand

Risk Management

Compliance with state and federal legislation relating to asset management

Alignment with Council strategies and plans.

Asset Management Strategy

The Asset Management Strategy* (AMS) is based on service planning. Service planning is the process of determining the services needed by a community and delivering them in a sustainable manner.

The CSP drives the AMS to:

(5.4.2) Plan, provide and manage infrastructure that continues to meet community needs;

(7.4.1) Continuous improvement in services delivery based on accountability, transparency and good governance; and

(7.4.2) Provide services that deliver on sustainable community service expectations.

To guide CN forward, there are twelve key Service based Asset Management Strategies:

Service delivery expectations will be aligned with available funding so that the sustainable management of all required supporting assets is achieved

Identify the levels of funding required to achieve a sustainable Works Program and assess the implications of different funding levels on levels of service

A community consultation process consisting of service outputs, service levels, and sustainable service costs will be developed and implemented

Service Asset Plans will forecast demand and its effects on service delivery

Adjust resources and invest in building capacity to deliver works programs

Future organisational structures should focus on services provided rather than traditional approaches of grouping similar Service Units

Maintenance required to minimise life cycle cost is fully funded and reportable by service

Renewal required to reduce and maintain infrastructure backlog is fully funded and reportable by service

New services and/or assets will only be approved where the full life cycle cost of doing so has been evaluated and appropriate supporting budget allocations made

Assets will be disposed if they are not required to support service delivery

Asset data and service information will be captured and improved

Planning for future delivery of services will incorporate environmental sustainability.

* The AMS is currently being reviewed in conjunction with the updating of the Newcastle Community Strategic Plan 2040.

Service Asset Plans

Service Asset Plans (SAPs) provide detailed asset information prescribing how CN delivers its services, and the actions required to ensure sustainable community service expectations are met.

In summary each Service Asset Plan:

Identifies the needs of the community and is clear about the services provided by CN to its present and future customers

Demonstrates the actions to deliver on the long-term aspirations for Newcastle outlined in the Community Strategic Plan

Recognises that the management of the asset is directed at providing services to the community;

Defines measurable levels of service using a 1-5 star rating system

Promotes and demonstrates financial sustainability and good management practice;

Defines clear responsibilities for all elements of the assets within the plan including accountability and reporting

Forecasts a ten year capital works and improvement program (including renewal, upgrade, new, disposal and maintenance planning).

Levels of Service

In an asset management context, levels of service refer to a defined rating against which service performance can be measured. Levels of service generally relate to quality, quantity, functionality, capacity, utilisation, location, accessibility, and environmental factors. They provide the link between higher level corporate objectives, asset management objectives and more detailed technical and operational objectives.

Service levels articulate the link between providing the outcomes the community desires and the way in which the organisation provides the service. A higher level of service may cost more to deliver than a lower level of service. CN's current average levels of service are represented using a general 1-5 star rating system.

To deliver our 28 core asset-based services, CN manages an asset portfolio of approximately \$2 billion.

Service	Current Level of Service (1-5 star rating)	Current Asset Replacement Value
Art Gallery	★★★★	84,159,736
Bushlands, Watercourses and Public Trees	★★★	3,012,002
Caravan Park	★★★★	6,830,731
Cemeteries	★★★	123,142
City Innovation and Sustainability *	★★★	4,975,214
Civic Venues	★★★	85,851,108
Coast, Estuary and Wetlands	★★★	30,980,171
Community Buildings	★★★	24,092,073
Information Technology	★★★	3,211,197
Libraries and Learning	★★★	54,401,470
Museum	★★★★	38,638,566
Property	★★★	46,832,777
Public Amenity	★★★	7,609,587
Public Art, Monuments and Memorials	★★	13,365,508
Recreation - Lifeguard Services and Ocean Baths	★★★	46,348,538
Recreation - Inland Swim Centres	★★	22,569,687
Recreation - Parks	★★★	66,414,360
Recreation - Playgrounds	★★★	11,871,429
Recreation - Sporting Facilities	★★★	64,602,396
Stormwater Drainage, Water Quality and Flood Planning	★★	266,122,802
Support Services - Depot Operations	★★★	15,949,152
Support Services - Fleet and Plant	★★★	40,473,204
Transport - Bridges and Structures	★★★★	71,114,509
Transport - Car Parking	★★★	15,429,693
Transport - Pathways	★★★	172,314,561
Transport - Public Domain Elements	★★★	42,586,012
Transport - Roads	★★★	654,583,700
Waste Management	★★★	82,857,737
Total**		1,977,321,064

* The service is moving towards a 5-star service delivery rating that will accurately reflect the quality and leading-edge nature of the City's new embedded technology and data platforms. Current rating reflects the progressive development of digital and technology assets. 3 stars represents current average across sites.

** Includes Heritage & Library collections, Plant and Equipment, Waste Management asset. Excludes land, Airport, WIP, Minor Plant & Equipment and Intangible Assets.



Graeme Park Playground, Carrington

Workforce Management Plan

Our people are our greatest asset

Workforce Planning is a resourcing strategy that:

Provides an understanding of the current and future workforce needs based on our commitments;

Highlights potential skills shortages allowing for CN to prepare and address challenges early;

Supports the strategic planning for future staffing requirements, and new or emerging skill areas;

Improves our understanding of our workforce profile and ensures projects and initiatives are prioritised accordingly.

Workforce planning ensures that CN achieves its vision and goals through its most valuable resource; its people. It outlines how we will develop and prepare our workforce to meet the changing demands of our community as well as the emerging challenges faced by an ageing workforce.

The key steps in developing this plan included an analysis of our current workforce, consideration of future needs, identification of gaps and challenges as well as the development of strategies to address these gaps.

Our Workforce Profile

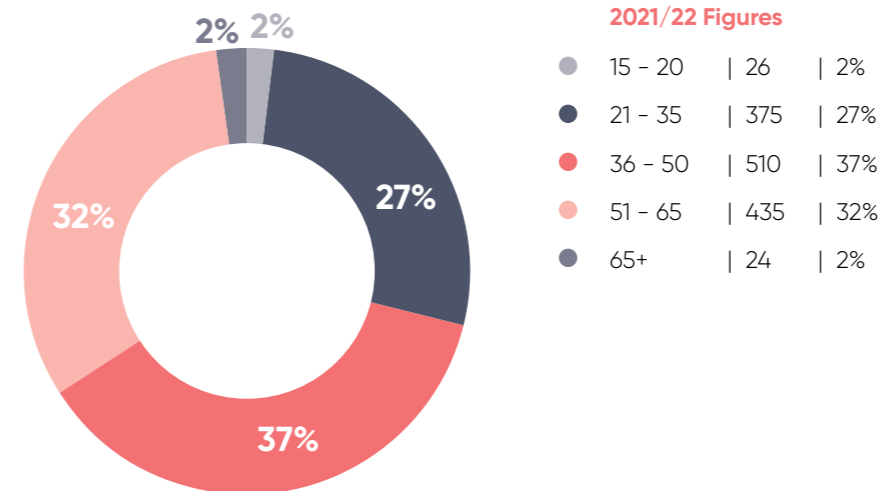
CN's workforce is large and diverse with a range of occupations across the organisation. Our employees work in construction, waste facilities, libraries, art galleries and museums, childcare centres, heritage and recreation facilities, and administration offices. Our workforce comprises of 1,250 employees with the majority being permanent employees (full time and part time).

Approximately one quarter of our staff are employed on a casual, temporary or fixed term basis or are participating in tertiary/vocational education programs.

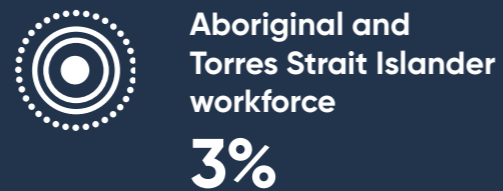
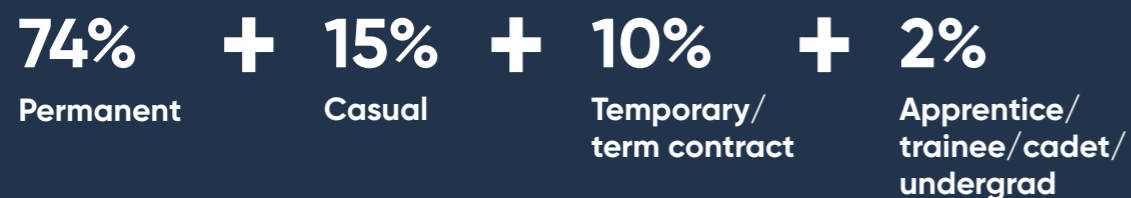
Our employee base is also supplemented by external labour hire which fluctuates in accordance with short term demands. Accompanying this, is our strong volunteer network (>350) that work across a range of sites and services such as environmental, community and cultural facilities.

Age

Australia is experiencing a rapidly aging population, and this is even more distinct within the Local Government Sector workforce. The percentage of CN's workforce approaching retirement age (51 years and over) has decreased slightly from 38% in 2020 to 34% in 2021. This still represents over 450 individual workers being eligible for or contemplating retirement over the coming decade and continues to be a key consideration of the resourcing strategies presented in this plan.



1,361 Employees



Diversity

Equal Employment Opportunity (EEO) for CN is about achieving fairness, social justice and equity. Through employing people with diverse experiences, cultures and abilities we can achieve our vision to make Newcastle a smart, liveable and sustainable city.

Current analysis reveals the challenges CN is facing and are key considerations in its strategies in terms of diversity and inclusion.

Our Future

Over the next four years, CN will transform into a smart, people centric organisation as we deliver improved services in a way that is sustainable and within approved budgetary and resource allocations. Community expectations combined with record levels of residential development and infrastructure projects will continue to place pressure on our workforce to deliver more with our existing resources.

Our challenges include:

Our ageing workforce

Encouraging diversity across the organisation

Reducing turnover

Embracing emerging technology

Building internal leadership capability

Attracting and retaining quality staff particularly younger workers and those engaged in our critical roles.

Workforce Management Strategies and Actions

This workforce plan builds on our previous plans with a number of initiatives planned to address each of the following strategies:

1. Attract and retain a high quality, committed workforce
2. Invest in the capabilities of our people
3. Facilitate a culture of Cooperation, Respect, Excellence and Wellbeing
4. Plan for our future workforce needs

1. Attract and retain a high quality, committed workforce

Actions:

- 1.1 Develop a **Total Value Proposition**
- 1.2 Create a positive **induction/on boarding** experience
- 1.3 Develop and implement an improved **salary system** including progression framework and recognition of critical roles
- 1.4 Develop and implement an improved **performance and development system** including recognition mechanisms for high performers
- 1.5 Improve access to **flexible work arrangements**
- 1.6 **Relocation** of the City Administrative Centre and Fred Ash Building workplaces to a new high-performance building (completed)
- 1.7 Review and update **position descriptions** to ensure role clarity and capacity to meet future demands
- 1.8 Review use of **contingent labour** to address short term needs and provide job security for permanent staff

2. Invest in the capabilities of our people

Actions:

- 2.1 Develop and implement a **succession planning** framework for critical roles and retirement planning.
- 2.2 Develop and implement an improved **performance and development system** including identification of career paths and access to development opportunities
- 2.3 Develop and implement training to support the introduction of **new and emerging technologies**
- 2.4 Facilitate the introduction of **mentoring** arrangements
- 2.5 Invest in **leadership development** for both current and future leaders

3. Facilitate a culture of Cooperation, Respect, Excellence and Wellbeing

Actions:

- 3.1 Continued investment in activities to enhance our **organisational culture** and build courage, trust and pride
- 3.2 Implement of our **Diversity** Management Plan, Aboriginal and EEO Employment Strategy, Reconciliation Action Plan, Disability Access and Inclusion Plan
- 3.3 Design and implement a **health and wellbeing strategy**
- 3.4 Continue to develop our **safety culture**

4. Plan for our future workforce needs

Actions:

- 4.1 Align annual **vocational/tertiary program** recruitment to critical roles and retirement trends identified in this plan
- 4.2 **Review** FTE requirements and critical roles **annually** as part of the business planning process
- 4.3 Develop and implement **transition to retirement** arrangements to facilitate knowledge transfer
- 4.4 Review true vacancies regularly to offer opportunities and flexible options for **critical emerging and development roles**

ATTACHMENTS DISTRIBUTED UNDER SEPARATE COVER

**CCL 23/03/2021 – PUBLIC EXHIBITION OF DRAFT 2021/22 OUR
BUDGET (DELIVERY PROGRAM 2018-2022 AND OPERATIONAL
PLAN 2021/22) AND DRAFT 2021/22 FEES AND CHARGES**

ITEM-8, Attachment B: Draft 2021/22 Fees and Charges Register

DISTRIBUTED UNDER SEPARATE COVER

Delivery Program 2018–2022
and Operational Plan 2021/22

NEWCASTLE MUSEUM

Fees & Charges 2021/22

DRAFT

newcastle.nsw.gov.au



City of
Newcastle

Acknowledgment

City of Newcastle acknowledges that we operate on the grounds of the traditional country of the Awabakal and Worimi peoples.

We recognise and respect their cultural heritage, beliefs and continuing relationship with the land and waters, and that they are the proud survivors of more than two hundred years of dispossession.

Council reiterates its commitment to address disadvantages and attain justice for Aboriginal and Torres Strait Islander peoples of this community.

Enquiries

For information contact

Corporate Strategist

Phone 4974 2000

Published by

City of Newcastle

PO Box 489, Newcastle NSW 2300

Phone 4974 2000 Fax 4974 2222

mail@ncc.nsw.gov.au

newcastle.nsw.gov.au

Statement of fees and charges

Under Section 608 of the Act, CN may charge and recover an approved fee for any service it provides, other than a service proposed or provided on an annual basis which is covered by an annual charge (Sections 496 and 501).

Services for which CN may charge a fee include:

- supply of services and products
- giving information
- providing a service in connection with the exercise of CN's regulatory function (e.g. applications, inspections, certificates)
- allowing admission to buildings.

Fees and Charges made under Section 608 of the Act are classified according to the following pricing basis:

Full Cost Recovery (F)	CN recovers all direct and indirect costs of the service (including depreciation of assets employed).
Partial cost Recovery (P)	CN recovers less than the Full Cost. The reasons for this may include community service obligations and legislative limits.
Statutory Requirements (S)	Price of the service is determined by Legislation.
Market Pricing (M)	The price of the service is determined by examining alternative prices of surrounding service providers.
Zero Cost (Z)	Some services may be provided free of charge and the whole cost determined as a community service obligation.
Rate of Return (R)	This would include Full Cost Recovery as defined above in addition to a profit margin to factor in a return to CN for assets employed. CN's policy for determining fees to be charged is that all CN fees and charges not subject to statutory control are to be reviewed on an annual basis, prior to finalisation of the annual operating budget.

In applying the above pricing basis to fees made under Section 608 of the Act, CN considers the following factors as outlined in Section 610D of the Act:

The cost to the CN of providing the service – the Full Cost Recovery method is used as a benchmark in this instance. This includes any debt and servicing costs, depreciation and maintenance associated with the provision of the service.

The price suggested for that service by a relevant industry body or in a schedule of charges published, from time to time by the Division of Local Government.

The importance of the service to the community – this is considered in determining any potential community service obligations or community benefit particularly under a Partial Cost Recovery or Zero Cost method.

Any Factors specified in the Local Government (General) Regulation 2005 or other applicable legislation.

Other Factors not specifically mentioned under Section 610D of the Act that may also be considered include:

If services are being supplied on a commercial basis as part of a defined CN business

The capacity of the user to pay

Market prices.

All fees and charges not included in the Division 81 GST free schedule will attract the GST at the current rate of 10%. CN's 2021/22 Fees and Charges document is bound as a separate report.

Established categories for reduction or waiving of fees

Section 610E of the Act allows CN to waive payment of or reduce a fee in a particular case if it is satisfied that the case falls within a category of hardship or any other category that CN has determined.

CN has determined that fees may be waived or reduced in the following categories:

Category one – financial hardship	<p>CN may reduce or waive fees in cases where the applicant provides evidence that the payment of the fee will impose significant financial hardship.</p> <p>In determining eligibility on the basis of significant hardship, CN will:</p> <ol style="list-style-type: none">1. Apply the criteria used by the Department of Human Services (Centrelink); and2. Require the applicant to provide reasonable proof of financial hardship which may include details of assets, income and living expenses, and such other information required to make a valid assessment.
Category two - charity	<p>CN may reduce or waive fees in where the applicant is a registered charity and the fee is for a service that will enable the provision of charitable services to CN's community.</p>
Category three – illness or death (library overdue charges and pool season passes/tickets only)	<p>CN may reduce or waive fees in cases where the applicant provides evidence that the charge was incurred because of:</p> <ol style="list-style-type: none">3. Serious illness of a customer or the customer's immediate family member;4. Serious accident involving the customer or the customer's immediate family member;5. Death of a customer or the customer's immediate family member; and6. in determining eligibility on the basis of illness or death, CN will require the customer to present:<ol style="list-style-type: none">7. Medical certificate; or8. Statutory declaration.
Category four – Large Commercial Waste Operators	<p>CN may reduce fees for Commercial Customers that have committed to dispose (at SWMC) either:</p> <ul style="list-style-type: none">• > 5,000 tonnes per annum of soil classified as General Solid Waste; or• > 15,000 tonnes per annum of mixed General Solid Waste

Application and assessment

For the waiving or reduction of fees, applicants must apply to CN in writing (using CN's standard form). CN Officers with delegated authority will assess and make determinations on requests for the waiver or reduction of fees in accordance with the following principles:

- Compliance with relevant legislation
- Fairness, consistency and equity
- Transparency.

Table Of Contents

City Of Newcastle	8
Governance	8
Finance	8
Rates & Debt Management	8
Certificates.....	8
Overdue Rates.....	8
Supply of Miscellaneous Rates Information.....	8
Extraction of Rates Data.....	8
Administration Charges.....	8
Corporate Finance	9
Administration Charges.....	9
Publications.....	9
Legal	9
Legal Services	9
Legal Work.....	9
Contracts Management	9
Supply of Miscellaneous Information.....	9
Records & Information	10
Subpoena to Attend Court.....	10
Subpoena to Produce Documents.....	10
Formal Access to Information Applications.....	10
Access to Information – Other.....	10
Regulatory & Assessment	11
Business Support Team	11
Searching/Scanning/Copying Historical Development Application Documentation.....	11
Planning Certificates.....	11
Development Assessment Fees	12
Supply of Technical and Professional Advice/Information.....	12
Amusement Devices.....	12
Certificate Regarding Notices/Orders.....	12
Certificate Registration (archiving) Fee.....	12
Certificate under section 88G of Conveyancing Act 1919.....	12
Construction Certificate Fees – Building Work.....	12
Complying Development Certificates.....	14
Compliance Certificates.....	16
Compliance Levy.....	16
Enclose Public Place.....	16
Flooding Information and Assessment.....	16
Review of determination of a DA other than an application for complying, designated or integrated development or an application by the Crown.....	17
Review of determination of a DA Mod other than an application for complying, designated or integrated development or an application by the Crown.....	18
Review of decision to reject a DA.....	18
Pre-DA and Pre-CDC Consultation Meeting.....	18
Development Application & Modification Fees.....	19
Formatting of Application Documents.....	23
Public Notification Fees for Development Applications.....	24
Building Certificates.....	24
Occupation Certificates.....	25
Appointment as a Principal Certifier for Building Works.....	25
Manufactured Home Estates, Caravan Parks, Camping Grounds and Moveable Dwellings.....	28
Relocation of Dwelling.....	29
Swimming Pools.....	29
Subdivision/Strata Certificates.....	29
Fees for subdivision works, DA related road works & non-DA related road works.....	29
Urban Design Review Panel.....	32
Urban Planning	32
Supply of Miscellaneous Information.....	32
Publications.....	33

Request to amend Principal LEP.....	33
Preparation of Development Control Plan or Precinct Plan.....	34
Planning Agreements.....	34
Planning Investigations.....	34
Outdoor Dining/Trading.....	34
Building Waste Containers in Public Place.....	34
Compliance Cost Notices.....	35
Boarding House Inspections.....	35
Annual Fire Safety Statement.....	35
Environment & Health.....	35
Environmental Protection Notices.....	36
Public Health Improvement Notices and Prohibition Orders.....	36
Operate Caravan Park/Camping Ground.....	36
Legionella Management.....	36
Beauty Shop, Hairdresser, Skin Penetration or Combination of all.....	36
On-Site Sewage Management System.....	36
Development Site.....	37
Food Services.....	37
Food Business Administration Fees.....	37
Food Business Inspection Fee.....	37
Food Improvement Notices.....	37
Use of Vehicle or Article for Selling.....	38
Transport & Compliance.....	38
Traffic & Transport.....	38
Work Zones and Various Special Use Zones for Events & Activities.....	38
Temporary Road Closure.....	39
Traffic Information/Searches.....	40
Restricted Vehicle Route Application (B-Double).....	40
Community Facility & Street Name Signs/Erection of Signs.....	40
Traffic Facilities.....	41
Road Linemarking – Edgeline.....	41
Parking Operations.....	41
Use of Suburban Carparks.....	41
Other Parking Charges.....	42
Parking Meter Fees.....	42
Parking Permits.....	43
Rangers.....	44
Dog & Cat Registration Fees.....	44
Dog & Cat Annual Permits.....	44
Companion Animal Impounding Fees.....	44
Dangerous/Restricted Dog.....	44
Animals Impounding Fees.....	44
Article Impounding Fees.....	45
Abandoned Vehicle Impounding Fees.....	45
Strategy & Engagement.....	46
Customer Experience.....	46
Customer Service Centre.....	46
Information & Technology.....	46
Supply of Miscellaneous Information.....	46
Geospatial Information Services.....	46
Geographical Information Services.....	46
GIS Digital Data.....	46
Colour Plotting, Scanning & Map Production Services.....	46
Media Surcharge.....	47
Large Format Scanning.....	47
3D Computer Modelling of Proposed Developments in Newcastle CBD.....	47
Major Events & Corporate Affairs.....	47

Events Management.....	47
Events Management Non-Compliance.....	50
Infrastructure & Property.....	51
Civil Construction & Maintenance.....	51
Tree Management.....	51
Local Roads.....	51
Works Within Road Reserve.....	51
Restoration Charges.....	52
Property & Facilities.....	53
Pest & Weed.....	53
Noxious Weeds.....	53
Certificate of Advice of Weed Control Notice.....	53
Graffiti.....	53
Graffiti Removal Services.....	53
Leasing & Roads.....	53
Lease of Council Owned Commercial Properties.....	53
Awning Occupation Over Public Roads (DCP 7.10).....	54
Balconies or Private Occupation Over Public Roads (DCP 7.10).....	54
Occupation Use of a Public Road or Public Place.....	54
Section 138 consents for occupation use for structures in, on or over Public Road or Public Place.....	54
Section 153 short term leases of unused public roads.....	54
Closure and Sale of a Public Road (Council and Crown).....	55
Strategic Property.....	55
External Consultancy Services.....	55
Fees to Other Parties.....	55
Property Asset Management – Miscellaneous Charges.....	55
Sale of Scattered Lots – General.....	56
Cemeteries.....	56
Minmi Cemetery.....	56
Wallsend Cemetery.....	57
Stockton Cemetery.....	58
Additional Fees.....	59
Community Facilities.....	59
Community Centres.....	60
Community Halls.....	63
Senior Citizens Centre.....	64
City Wide Services.....	66
Libraries.....	66
Overdue and Lost Stock Fees.....	66
Printing, Photocopying & Micrographic Copying Services.....	66
Inter Library Loans.....	66
Makerspace.....	67
Exam Invigilation.....	67
Libraries Administration.....	67
Venue Hire.....	67
Children & Youth.....	70
Children's Activities.....	70
Local History.....	70
Local History Research.....	70
Monographs.....	70
Reproduction Fees.....	70
Beresfield Child Care Centre.....	71
Waste Services.....	72
Landfill & Resource Recovery.....	72
Waste Disposal & Recycling.....	72
Materials for Sale.....	74

Other Items.....	74
Waste Collection Fees.....	75
Wheeled Container Service – 140 litre residual waste – KERBSIDE.....	75
Wheeled Container Service – 240 litre residual waste – KERBSIDE.....	75
Wheeled Container Service – 660 litre residual waste – KERBSIDE.....	75
Wheeled Container Service – 1100 litre residual waste – KERBSIDE.....	75
Wheeled Container Service – 240 litre residual waste – KERBSIDE – UPGRADE.....	75
Wheeled Container Service – 240 litre greenwaste – KERBSIDE additional service.....	75
Miscellaneous.....	76
User Pays Recycling Service – additional services.....	76
Bulkwaste Services Kerbside (additional to Rated Services).....	76
Special Event Bin Hire – RESIDUAL WASTE.....	76
Special Event Bin Hire – RECYCLING.....	77
Wheeled Container Service – Misc. Sizes and Types.....	77
Parks & Recreation.....	77
Aquatic Services.....	77
Beresfield Swimming Centre.....	77
Bushland Services.....	78
Blackbutt Reserve.....	78
Open Space Services.....	80
Beaches, Park Reserves & Sporting Facilities, Event.....	80
Beaches, Park Reserves & Sporting Facilities – PT.....	83
Beaches, Park Reserves & Sporting Facilities – Sport.....	83
Public Reserve, Temporary Access.....	88
Non-compliance, Sport, Events & Community Land Access.....	88
Civic Services.....	89
Guided Tours.....	90
City Hall/Civic Theatre.....	90
Newcastle City Hall.....	90
Standard Rates.....	90
Promotional Rates.....	93
Fort Scratchley.....	93
Standard Rates.....	93
Promotional Rates.....	94
Wheeler Place and Museum Lawn.....	95
Civic Theatre.....	95
Standard Rates.....	96
Promotional Rates.....	96
Civic Playhouse.....	97
Standard Rates.....	97
Promotional Rates.....	98
Newcastle Visitor Information Centre.....	98
City Administration Centre.....	98
Newcastle Museum.....	99
Standard Rates.....	99
Promotional Rates.....	100
Additional Services.....	100
Equipment Hire.....	101
Staff Rates.....	103
Venue Staff: Commissionaire, Security, Cleaning.....	103
Technical Staff.....	103
Food and Beverage, Front of House, Box Office, Merchandise, Cleaning staff rates.....	103
Newcastle Art Gallery.....	104
Venue Hire.....	104
Staff Rates.....	105
Equipment Hire.....	105
Exhibitions & Public Programs.....	106

Collection Management.....	106
Newcastle Museum.....	106
Exhibitions & Audience Engagement.....	106
Guided Tours.....	107
Fort Scratchley.....	107
Collection Management.....	107
Staff Rates.....	107

Name	Year 20/21 Fee (incl. GST)	Year 21/22 Fee (incl. GST)	Unit	GST	Pricing Policy
------	----------------------------------	----------------------------------	------	-----	-------------------

City Of Newcastle

Governance

Finance

Rates & Debt Management

Certificates

Certificate – Section 603	Approved fee as determined by legislation		per certificate	N	S
Certificate – 24 hour Service Fee – Priority Production	\$82.00	\$84.00	per certificate	N	F

Overdue Rates

Interest on unpaid Rates and Charges	maximum fee as determined by Legislation		simple interest per annum	N	S
--------------------------------------	--	--	---------------------------	---	---

Supply of Miscellaneous Rates Information

Counter / Telephone enquiries	\$31.60	\$32.00	per property	N	F
Written reply required	\$58.00	\$59.00	per property	N	F
Information supplied requiring searches of old rate and valuation records	\$106.00	\$109.00	per 1/2 hour or part thereof	N	F

Extraction of Rates Data

Programming Fee	\$52.60	\$53.95	per 1/2 hour or part thereof (min 1/2 hr)	N	F
Data	\$0.70	\$0.70	per record	N	F
Copy of rate notices (not for receipting purposes)	\$28.00	\$28.70	per copy	N	F
Copy of rate notices (not for receipting purposes) served by email	\$15.65	\$16.05	per copy	N	F

Administration Charges

Refund processing fee	\$38.60	\$39.55	per rate assessment	N	F
Certificate – Section 603 – Re-emailing	\$18.50	\$19.00	per email batch	N	F
Notice of Discontinuance and Consent Orders	\$58.00	\$59.50	per notice	N	F

Name	Year 20/21 Fee (incl. GST)	Year 21/22 Fee (incl. GST)	Unit	GST	Pricing Policy
------	----------------------------------	----------------------------------	------	-----	-------------------

Corporate Finance

Administration Charges

Dishonoured cheque fee – paid via Australia Post Billpay	\$36.50	\$36.85	per dishonour	N	F
Dishonoured cheque fee – paid via City of Newcastle	\$11.50	\$11.85	per dishonour	N	F
Dishonoured direct debit fee	\$18.90	\$19.40	per dishonour	N	P
Stop payment cheque fee	\$36.65	\$37.55	per cheque	N	P
Merchant Service Fee recoupment fee	0.75% of transaction value		per credit card transaction (incl GST if applicable)	Y	P

Publications

Policy documents	\$1.35	\$1.40	per page	N	P
Fee not applicable when issued in accordance with Statutory requirements					
Printed Copy of Financial Statements	\$27.15	\$27.85		N	P

Legal

Legal Services

Legal Work

Hourly rate for work undertaken by legally qualified staff (excluding litigation)	\$107.15	\$109.85	per hour	Y	P
---	----------	----------	----------	---	---

Contracts Management

Supply of Miscellaneous Information

Tender Documents	\$38.30	\$39.25	0 – 150 pages each	N	P
Charges apply to open (advertised) tenders only.					
Tender Documents	\$115.00	\$117.85	> 150 pages each	N	P
Charges apply to open (advertised) tenders only.					
Tender Documents with A3, A2, A1 plans and colour pictures		POA	rates will vary depending on the size of the document	N	F
Charges apply to open (advertised) tenders only.					

Name	Year 20/21 Fee (incl. GST)	Year 21/22 Fee (incl. GST)	Unit	GST	Pricing Policy
------	----------------------------------	----------------------------------	------	-----	-------------------

Supply of Miscellaneous Information [continued]

TenderLink (online tender documents) Documents less than 150 pages or <100MB	\$0.00	\$0.00		N	Z
TenderLink (online tender documents) Documents over 150 pages or >100MB		POA	rates will vary depending on the size of the document	N	F

Records & Information

Subpoena to Attend Court

Conduct money where attendance required at a Court or tribunal		at cost based on officer's position	per hour	N	F
Travel expenses		at cost or, if private vehicle used, at ATO's rates	per instance	N	F
Accommodation		at cost	per instance	N	F
Sustenance		at cost	per instance	N	F

Subpoena to Produce Documents

Searching and compiling documents – Non-legally qualified staff	\$59.40	\$60.90	per hour	N	P
Searching and compiling documents – Legally qualified staff	\$107.15	\$109.85	per hour	N	P
Late fee if served less than seven working days before production required	\$121.75	\$124.80	per instance	N	P
Courier's costs		at cost	per instance	N	F
Postage		at cost	per instance	N	F
Copying expenses (where third party outside of Legal & Governance Business Unit completes copying)		at cost	per instance	N	F

Formal Access to Information Applications

Refer to GIPA Act

Formal application	\$30.00	\$30.00	per application	N	S
Internal review	\$40.00	\$40.00	per application	N	S
Processing fee (if applicable)	\$30.00	\$30.00	per hour	N	S

Access to Information – Other

Photocopies – A4 or A3 Black and white only	\$1.30	\$1.35	per page	N	P
Photocopies – A4 or A3 Colour	\$1.80	\$1.85	per page	N	P

Name	Year 20/21 Fee (incl. GST)	Year 21/22 Fee (incl. GST)	Unit	GST	Pricing Policy
------	----------------------------------	----------------------------------	------	-----	-------------------

Access to Information – Other [continued]

Provision of information electronically	\$30.00	\$30.00	per hour (one hour minimum charge)	N	P
Copying expenses (where third party outside of Legal Services completes copying)		at cost	per instance	N	F
Courier's costs		at cost	per instance	N	F
Postage		at cost	per instance	N	F

Regulatory & Assessment

Business Support Team

Searching/Scanning/Copying Historical Development Application Documentation

Searching for any archived plans held by Council in connection with development applications or similar, for the owners of a property or for others authorised by an owner of a property or for others authorised by an owner of a property, and for copying of available plans and/or specifications

Development Applications Dated Prior to 1 July 2010

In connection with a residential (single dwellings and/or dual occupancy) development application prior to 1 July 2010	\$26.00	\$40.00	processing fee	N	P
In connection with multi-unit residential development application prior to 1 July 2010	\$41.00	\$46.00	processing fee	N	P
In connection with non-residential development application prior to 1 July 2010	\$67.00	\$70.00	processing fee	N	P

Development Applications Dated Post 1 July 2010

In connection with residential development (single dwelling and/or dual occupancy) with internal floor plans included	\$0.00	\$40.00	processing fee	N	P
In connection with multi-unit residential development with internal floor plans included	\$0.00	\$46.00	processing fee	N	P

Additional General Fees

Postage of any development application documentation	\$5 in addition to any above related fees		processing fee	N	P
Copying to USB any development application documentation	\$6 in addition to any above related fees		processing fee	N	P

Planning Certificates

Section 10.7(2) Planning Certificate	\$53.00	\$53.00	per certificate	N	S
Section 10.7(2) and (5) Planning Certificate	\$133.00	\$133.00	per certificate	N	S

Name	Year 20/21 Fee (incl. GST)	Year 21/22 Fee (incl. GST)	Unit	GST	Pricing Policy
------	----------------------------------	----------------------------------	------	-----	-------------------

Planning Certificates [continued]

Section 10.7 Planning Certificate – Urgency Fee	\$98.75	\$98.75	per certificate	N	P
Certified Copies or extracts of map or plan Section 10.8(2)	\$53.00	\$53.00	per certificate page	N	S
Additional Copy (email or mail)	\$26.00	\$26.00	per certificate	N	P

Development Assessment Fees

Supply of Technical and Professional Advice/Information

Technical and professional advice (including development and post approval advice)	\$0.00	\$230.00	per hour (minimum charge one hour)	N	P
--	--------	----------	---------------------------------------	---	---

Amusement Devices

Application to install or operate amusement devices	\$100.00	\$105.00		N	P
---	----------	----------	--	---	---

Certificate Regarding Notices/Orders

Certificate as to outstanding Notices and/or Orders	\$285.00	\$300.00		N	P
---	----------	----------	--	---	---

Certificate Registration (archiving) Fee

Registration of Certificates under part 6 and Section 4.27 of the EP&A Act 1979	\$36.00	\$36.00		N	S
---	---------	---------	--	---	---

Certificate under section 88G of Conveyancing Act 1919

Certificate under Section 88G of Conveyancing Act 1919	\$10.00	\$10.00		N	S
If an inspection is required for the purpose of issuing the certificate	\$35.00	\$35.00		N	S

Construction Certificate Fees – Building Work

For development in respect of which Council employs staff that are accredited to the extent required to determine a construction certificate application

Name	Year 20/21 Fee (incl. GST)	Year 21/22 Fee (incl. GST)	Unit	GST	Pricing Policy
For development in respect of which Council employs staff that are accredited to the extent required to determine a construction certificate application	\$318 plus amount calculated in accordance with the following component amount (expressed as % of cost)			Y	P
	Last YR Fee \$288 plus amount calculated in accordance with the following component amount (expressed as % of cost)				
Cost (i.e. the contract price or if there is no contract, the cost as determined by Council, including labour and materials)	0.315% plus GST		<= \$500,000	Y	P
	Last YR Fee 0.3% plus GST				
Cost (i.e. the contract price or if there is no contract, the cost as determined by Council, including labour and materials)	0.315% for 1st \$500,000 plus 0.21% of the amount in excess of \$500,000 (plus GST)		\$500,001 – \$2,000,000	Y	P
	Last YR Fee 0.3% for 1st \$500,000 plus 0.2% of the amount in excess of \$500,000 (plus GST)				
Cost (i.e. the contract price or if there is no contract, the cost as determined by Council, including labour and materials)	a quotation can be provided (subject to ratification by Development Assessment Section Manager or Manager Regulatory, Planning and Assessment).		> \$2,000,000	Y	P
	Last YR Fee a quotation can be provided (subject to ratification by Manager Regulatory, Planning and Assessment).				
All development when combined with a development application or lodged prior to determination of development application	20% fee reduction			Y	M
Amendment/Reissue of Construction Certificate	40% of the original certificate fee plus GST			Y	P
Additional Fee to assess major drainage works required in connection with a proposal, including drainage detention systems	\$453.00	\$476.00		Y	P
Additional fee to assess a minor performance solution to the deemed to comply standards of the Building Code of Australia (BCA)	\$901.00	\$946.00		Y	P
Additional fee to assess a major performance solution to the deemed to comply standards of the Building Code of Australia (BCA)	\$2,256.00	\$2,369.00		Y	P
Additional fee to prepare and make a referral to NSW Fire Brigades as per Clause 144 of the Environmental Planning and Assessment Regulation 2000	\$1,128.00	\$1,184.00		Y	P

Name	Year 20/21 Fee (incl. GST)	Year 21/22 Fee (incl. GST)	Unit	GST	Pricing Policy
------	----------------------------------	----------------------------------	------	-----	-------------------

Construction Certificate Fees – Building Work [continued]

Additional fee for services rendered by Fire & Rescue NSW in connection with a referral made as per Clause 144 of the EPA Regulation 2000 (payable subsequent to lodgement of application for Complying Development Certificate)		amount of the invoice received from Fire & Rescue NSW		N	P
For development in respect of which Council does not employ staff that are accredited to the extent of required to determine a construction certificate application		\$5,250 plus the direct costs of all third parties engaged by council to process the application (plus GST)		Y	P
		Last YR Fee \$5,000 plus the direct costs of all third parties engaged by council to process the application (plus GST)			

Complying Development Certificates

For development in respect of which Council employs staff that are accredited to the extent required to determine a construction certificate application

Dwelling-houses & associated outbuildings (including secondary dwellings and group homes)	\$525.00	\$551.00	aggregated gross area of new works – including alterations, additions and outbuildings of <50m2	Y	P
Dwelling-houses & associated outbuildings (including secondary dwellings and group homes)	\$896.00	\$940.00	aggregated gross area of new works – including alterations, additions and outbuildings of 50m2 – 150m2	Y	P
Dwelling-houses & associated outbuildings (including secondary dwellings and group homes)	\$1,390.00	\$1,460.00	aggregated gross area of new works – including alterations, additions and outbuildings of >150 m2	Y	P
Multi-dwelling housing	\$2,950.00	\$3,098.00		Y	P
Swimming pools, change of use (including bed and breakfast accommodation), demolition work, small wind turbine systems, solar energy systems, telecommunication facilities, temporary structures and conversion of fire alarms	\$525.00	\$550.00		Y	P
Strata Subdivision	\$592.00	\$620.00		Y	P

Name	Year 20/21 Fee (incl. GST)	Year 21/22 Fee (incl. GST)	Unit	GST	Pricing Policy
------	----------------------------------	----------------------------------	------	-----	-------------------

Complying Development Certificates [continued]

Development for the purpose of installing a fire sprinkler system and other development specified by the Fire Safety Code	\$1,082.00	\$1,136.00	construction value up to \$30,000	Y	P
Development for the purpose of installing a fire sprinkler system and other development specified by the Fire Safety Code	\$1,828.00	\$1,919.00	construction value over \$30,000 – \$1,000,000	Y	P
Development for the purpose of installing a fire sprinkler system and other development specified by the Fire Safety Code	\$2,534.00	\$2,660.00	with a construction value > \$1,000,000	Y	P
Schools and TAFE establishments	\$2,240.00	\$2,688.00		Y	P
Erection of a container recycling facility	\$1,050.00	\$1,100.00	-	Y	P
Port, Wharf or Boating Facilities – building work (except otherwise listed)	\$2,240.00	\$2,688.00		Y	P
Port, Wharf or Boating Facilities – fences, gates, retaining walls & satellite dishes/telecommunications	\$525.00	\$630.00		Y	P
Port, Wharf or Boating Facilities – containers, tanks, cranes, silos, terminals, ship loaders, unloaders, belt conveyors, emergency services, wharfs, boating facilities, paving & demolition work	\$767.00	\$920.00		Y	P
Modification of a Complying Development Certificate	50% of the original certificate fee or \$335 (plus GST) whichever is the lesser			Y	P
Additional fee to assess compliance with development standards for bush fire prone land	\$525.00	\$550.00		Y	P
Certification of Bushfire Attack Level in connection with the application of development standards of the General Housing Code and Rural Housing Code of State Environmental Planning Policy (Exempt and Complying Codes) 2008	\$474.00	\$498.00		Y	P
Additional fee to assess a minor performance solution to the deemed to comply with the standards of the Building Code of Australia (BCA)	\$0.00	\$946.00		Y	P
Additional fee to assess a major alternative solution to the deemed to comply with the standards of the Building Code of Australia (BCA)	\$2,256.00	\$2,369.00		Y	P
For development in respect of which Council does not employ staff that are accredited to the extent required to determine a complying development certificate application	\$2,625 plus the direct costs of all third parties engaged by council to process the applications (plus GST)			Y	P
	Last YR Fee \$2,500 plus the direct costs of all third parties engaged by council to process the applications (plus GST)				

Name	Year 20/21 Fee (incl. GST)	Year 21/22 Fee (incl. GST)	Unit	GST	Pricing Policy
------	----------------------------------	----------------------------------	------	-----	-------------------

Compliance Certificates

For development in respect of which Council employs staff that are accredited to the extent required to determine a compliance certificate application	\$252 per hour			Y	P
	Last YR Fee \$240 for the first hr or part thereof plus \$200 per hr thereafter				
For development in respect of which Council does not employ staff that are accredited to the extent required to determine a compliance certificate application	\$2,625 plus the direct costs of all third parties engaged by council to process the applications (plus GST)			Y	P
	Last YR Fee \$2,500 plus the direct costs of all third parties engaged by council to process the applications (plus GST)				

Compliance Levy

Compliance Levy	0.1% of estimated cost of work, up to a maximum fee of \$20,000 and with a minimum fee of \$50.	each development application (payable at lodgement)		N	P
Levy contribution to costs incurred in investigating, education and enforcing compliance with the requirements of the EP&A Act 1979 (the fee is not applicable to the concept component of an application and is refundable in respect of applications that are refused or withdrawn)					

Enclose Public Place

Hoarding – In respect of works with a duration of up to two weeks	\$283.00	\$298.00		N	P
In respect of works involving the construction or maintenance of a single dwelling house	\$480 for up to two months duration plus \$241.50 per month thereafter			N	P
	Last YR Fee \$460 for up to two months duration plus \$230 per month thereafter				
In respect of all other works	\$1,291.50 for up to two months duration plus \$645 per month thereafter			N	P
	Last YR Fee \$1,230 for up to two months duration plus \$615 per month thereafter				

Flooding Information and Assessment

Flood Information Certificate for residential properties	\$310.00	\$325.00	fixed fee	N	P
--	----------	----------	-----------	---	---

Name	Year 20/21 Fee (incl. GST)	Year 21/22 Fee (incl. GST)	Unit	GST	Pricing Policy
------	----------------------------------	----------------------------------	------	-----	-------------------

Flooding Information and Assessment [continued]

Flood Information Certificate for non-residential properties	\$310.00	\$325.00	minimum fee	N	P
Flood Information Certificate for non-residential properties	\$260.00	\$275.00	per hour	N	P
Provision of additional information regarding development standards for flood control lots, as per the General Housing Code, Rural Housing Code or any other relevant provision of an Environmental Planning Instrument	\$260.00	\$275.00	per hour	N	P
Additional fee for urgent provision of Flood Information Certificate for residential and non-residential properties	100% of relevant fee			N	P
Additional fee for urgent provision of additional information regarding development standards for flood control lots, as per the General Housing Code, Rural Housing Code or any other relevant provision of an Environmental Planning Instrument	100% of relevant fee			N	P

Review of determination of a DA other than an application for complying, designated or integrated development or an application by the Crown

Review of determination of DA (s8.2) in respect of a DA that does not involve any work	50% of original DA fee			N	S
Review of determination of DA (s8.2) in respect of a DA for a dwelling house, with an estimated cost of construction of \$100,000 or less	\$190.00	\$190.00	estimated cost of development <= \$100,000	N	S
Review of determination of DA (s8.2) in respect of any other DA, with an estimated cost of work as described:	\$55.00	\$55.00	estimated cost of development < \$5,001	N	S
Review of determination of DA (s8.2) in respect of any other DA, with an estimated cost of work as described:	\$85 plus \$1.50 for each \$1,000 or part \$1,000 above \$5,000		estimated cost of development \$5,001 – \$250,000	N	S
Review of determination of DA (s8.2) in respect of any other DA, with an estimated cost of work as described:	\$500 plus \$0.85 for each \$1,000 or part \$1,000 above \$250,000		estimated cost of development \$250,001 – \$500,000	N	S
Review of determination of DA (s8.2) in respect of any other DA, with an estimated cost of work as described:	\$712 plus \$0.50 for each \$1,000 or part \$1,000 above \$500,000		estimated cost of development \$500,001 – \$1,000,000	N	S
Review of determination of DA (s8.2) in respect of any other DA, with an estimated cost of work as described:	\$987 plus \$0.40 for each \$1,000 or part \$1,000 above \$1M		estimated cost of development \$1,000,001 – \$10,000,000	N	S
Review of determination of DA (s8.2) or DA Mod (s8.2) in respect of any other DA, with an estimated cost of work as described:	\$4,737 plus \$0.27 for each \$1,000 or part \$1,000 above \$10M		estimated cost of development > \$10,000,000	N	S

Name	Year 20/21 Fee (incl. GST)	Year 21/22 Fee (incl. GST)	Unit	GST	Pricing Policy
------	----------------------------------	----------------------------------	------	-----	-------------------

Review of determination of a DA Mod other than an application for complying, designated or integrated development or an application by the Crown

Review of determination of DA Mod (s8.2)	50% of original DA fee			N	S
--	------------------------	--	--	---	---

Review of decision to reject a DA

Review of rejection of DA (s8.2) in respect of a DA with an estimated cost of development as described:

Estimated cost of development < \$100,000	\$55.00	\$55.00		N	S
Estimated cost of development \$100,000 – \$1,000,000	\$150.00	\$150.00		N	S
Estimated cost of development > \$1,000,000	\$250.00	\$250.00		N	S

Pre-DA and Pre-CDC Consultation Meeting

Advice on minor development proposals (which are not classified as duty requests) and the meeting involves only a development officer.	\$0.00	\$280.00		Y	P
For development proposals or if variation to one or more planning controls is sought – for first meeting regarding a development proposal for single or dual occupancy dwellings	\$340.00	\$355.00		Y	P
For development proposals or if variation to one or more planning controls is sought – for first meeting regarding development proposals other than single or dual occupancy dwellings	\$680.00	\$715.00	value of development < \$500,000 &/or subdivisions up to 3 lots – up to half hour meeting, site inspection and documented review	Y	P
For development proposals or if variation to one or more planning controls is sought – for first meeting regarding development proposals other than single or dual occupancy dwellings	\$1,370.00	\$1,440.00	value of development \$500,000 to \$1,000,000 &/or subdivisions with 4 to 10 lots – up to three-quarters of an hour meeting	Y	P
For development proposals or if variation to one or more planning controls is sought – for first meeting regarding development proposals other than single or dual occupancy dwellings	\$1,915.00	\$2,010.00	value of development \$1,000,001 to \$5,000,000 &/or subdivisions with 11 to 20 lots – up to one hour meeting	Y	P

Name	Year 20/21 Fee (incl. GST)	Year 21/22 Fee (incl. GST)	Unit	GST	Pricing Policy
------	----------------------------------	----------------------------------	------	-----	-------------------

Pre-DA and Pre-CDC Consultation Meeting [continued]

For development proposals or if variation to one or more planning controls is sought – for first meeting regarding development proposals other than single or dual occupancy dwellings	\$2,465.00	\$2,590.00	value of development > \$5,000,000 &/or subdivisions with more than 20 lots – up to one hour meeting	Y	P
For development proposals or if variation to one or more planning controls is sought – for additional meetings or additional written comments on plans	50% of fee calculated above			Y	P

Development Application & Modification Fees

Development application involving the erection of a building, alterations to a building, the carrying out of a work or the demolition of a work or building	\$110.00	\$110.00	estimated cost of development <= \$5,000	N	S
If two or more fees are applicable to a single development application, the fee payable is the sum of those fees (clause 254 EP&A Regulation 2000)					
Development application involving the erection of a building, alterations to a building, the carrying out of a work or the demolition of a work or building	\$170 plus \$3 for each \$1,000 or part \$1,000 above \$5,000		estimated cost of development \$5,001 – \$50,000	N	S
If two or more fees are applicable to a single development application, the fee payable is the sum of those fees (clause 254 EP&A Regulation 2000)					
Development application involving the erection of a building, alterations to a building, the carrying out of a work or the demolition of a work or building	\$352 plus \$3.64 for each \$1,000 or part \$1,000 above \$50,000		estimated cost of development \$50,001 – \$250,000	N	S
Fee includes a charge by Planning NSW at the rate of 0.064% of estimated cost of development. If two or more fees are applicable to a single development application, the fee payable is the sum of those fees (clause 254 EP&A Regulation 2000).					
Development application involving the erection of a building, alterations to a building, the carrying out of a work or the demolition of a work or building	\$1,160 plus \$2.34 for each \$1,000 or part \$1,000 above \$250,000		estimated cost of development \$250,001 – \$500,000	N	S
Fee includes a charge by Planning NSW at the rate of 0.064% of estimated cost of development. If two or more fees are applicable to a single development application, the fee payable is the sum of those fees (clause 254 EP&A Regulation 2000).					
Development application involving the erection of a building, alterations to a building, the carrying out of a work or the demolition of a work or building	\$1,745 plus \$1.64 for each \$1,000 or part \$1,000 above \$500,000		estimated cost of development \$500,001 – \$1,000,000	N	S
Fee includes a charge by Planning NSW at the rate of 0.064% of estimated cost of development. If two or more fees are applicable to a single development application, the fee payable is the sum of those fees (clause 254 EP&A Regulation 2000).					

Name	Year 20/21 Fee (incl. GST)	Year 21/22 Fee (incl. GST)	Unit	GST	Pricing Policy
------	----------------------------------	----------------------------------	------	-----	-------------------

Development Application & Modification Fees [continued]

Development application involving the erection of a building, alterations to a building, the carrying out of a work or the demolition of a work or building	\$2,615 plus \$1.44 for each \$1,000 or part \$1,000 above \$1M		estimated cost of development \$1,000,001 – \$10,000,000	N	S
Fee includes a charge by Planning NSW at the rate of 0.064% of estimated cost of development. If two or more fees are applicable to a single development application, the fee payable is the sum of those fees (clause 254 EP&A Regulation 2000).					
Development application involving the erection of a building, alterations to a building, the carrying out of a work or the demolition of a work or building	\$15,875 plus \$1.19 for each \$1,000 or part \$1,000 above \$10M		estimated cost of development > 10,000,000	N	S
Fee includes a charge by Planning NSW at the rate of 0.064% of estimated cost of development. If two or more fees are applicable to a single development application, the fee payable is the sum of those fees (clause 254 EP&A Regulation 2000).					
Development application for approval to erect an advertisement and/or advertising structure	\$285.00	\$285.00	minimum fee – for single advertisement	N	S
If two or more fees are applicable to a single development application, the fee payable is the sum of those fees (clause 254 EP&A Regulation 2000)					
Development application for approval to erect an advertisement and/or advertising structure	\$93.00	\$93.00	additional fee – for each additional advertisement	N	S
If two or more fees are applicable to a single development application, the fee payable is the sum of those fees (clause 254 EP&A Regulation 2000)					
Development application for erection of a Dwelling-house up to \$100,000	\$455.00	\$455.00	estimated cost of development < \$100,000	N	S
If two or more fees are applicable to a single development application, the fee payable is the sum of those fees (clause 254 EP&A Regulation 2000)					
Development application for subdivision of land – New road	\$665 plus \$65 per additional lot			N	S
If two or more fees are applicable to a single development application, the fee payable is the sum of those fees (clause 254 EP&A Regulation 2000)					
Development application for subdivision of land – No new road	\$330 plus \$53 per additional lot			N	S
If two or more fees are applicable to a single development application, the fee payable is the sum of those fees (clause 254 EP&A Regulation 2000)					
Development application for subdivision of land – Strata	\$330 plus \$65 per additional lot			N	S
If two or more fees are applicable to a single development application, the fee payable is the sum of those fees (clause 254 EP&A Regulation 2000)					
Development application for proposed development not involving the erection of a building, the carrying out of a work, the subdivision of land or the demolition of a building or work	\$285.00	\$285.00		N	S
If two or more fees are applicable to a single development application, the fee payable is the sum of those fees (clause 254 EP&A Regulation 2000)					

Name	Year 20/21 Fee (incl. GST)	Year 21/22 Fee (incl. GST)	Unit	GST	Pricing Policy
Additional fee for development application involving designated development	\$920.00	\$920.00		N	S
If two or more fees are applicable to a single development application, the fee payable is the sum of those fees (clause 254 EP&A Regulation 2000)					
Additional development application fee for development that requires concurrence	\$140.00	\$140.00		N	S
Fee is exclusive of any applicable concurrence fee (\$320 maximum) that is payable to a concurrence authority. If two or more fees are applicable to a single development application, the fee payable is the sum of those fees (clause 254 EP&A Regulation 2000).					
Additional development application fee for processing integrated development	\$140.00	\$140.00		N	S
Fee is exclusive of any applicable approval fee (\$320 maximum) that is payable to an approval body. If two or more fees are applicable to a single development application, the fee payable is the sum of those fees (clause 254 EP&A Regulation 2000).					
Additional development application fee for flood report assessment where a flood study is required to be submitted	\$810.00	\$850.00		N	P
Additional fee for amendment or variation to a development application by an applicant, (subject to the agreement of Council) pursuant to Clause 55 of the EP&A Regulation 2000	\$305.00	\$320.00	minor amendment	N	P
Additional fee for amendment or variation to a development application by an applicant, (subject to the agreement of Council) pursuant to Clause 55 of the EP&A Regulation 2000	50% of the original DA fee or \$660 (whichever is the lesser)		major amendment	N	P
Applications to make modifications to a development consent in order to correct a minor error, misdescription or miscalculation pursuant to Sec 4.55(1) of the EP&A Act 1979	\$71.00	\$71.00		N	S
No charge if Council is responsible for error or miscalculation					
Applications to make modifications to a development consent, involving minimal environmental impact, pursuant to Sections 4.55(1A) & 4.56(1) of the EP&A Act 1979	50% of the original DA fee or \$645 (whichever is the lesser)			N	S
Application to make other modifications to a development consent pursuant to Section 4.55(2) of the EP&A Act 1979 or under Section 4.56(1) of the Act if, in the opinion of Council, the proposed modification is not of minimal environmental impact	50% of original DA fee		modification to development consent that does not involve the: – erection of a building, – the carrying out of a work or – the demolition of a work or building or – if the fee for the original development application was less than \$100	N	S

Name	Year 20/21 Fee (incl. GST)	Year 21/22 Fee (incl. GST)	Unit	GST	Pricing Policy
------	----------------------------------	----------------------------------	------	-----	-------------------

Development Application & Modification Fees [continued]

Application to make other modifications to a development consent pursuant to Section 4.55(2) of the EP&A Act 1979 or under Section 4.56(1) of the Act if, in the opinion of Council, the proposed modification is not of minimal environmental impact	50% of original DA fee up to a maximum of \$190		modification to development consent involving:– erection of dwelling house with value \$100,000 or less	N	S
Application to make other modifications to a development consent pursuant to Section 4.55(2) of the EP&A Act 1979 or under Section 4.56(1) of the Act if, in the opinion of Council, the proposed modification is not of minimal environmental impact	\$55.00	\$55.00	estimated cost of development <= \$5,000	N	S
The reference to estimated cost is a reference to the estimated cost of the development for which development consent was granted					
Application to make other modifications to a development consent pursuant to Section 4.55(2) of the EP&A Act 1979 or under Section 4.56(1) of the Act if, in the opinion of Council, the proposed modification is not of minimal environmental impact	\$85 plus \$1.50 for each \$1,000 or part \$1,000 above \$5,000		estimated cost of development \$5,001 – \$250,000	N	S
The reference to estimated cost is a reference to the estimated cost of the development for which development consent was granted					
Application to make other modifications to a development consent pursuant to Section 4.55(2) of the EP&A Act 1979 or under Section 4.56(1) of the Act if, in the opinion of Council, the proposed modification is not of minimal environmental impact	\$500 plus \$0.85 for each \$1,000 or part \$1,000 above \$250,000		estimated cost of development \$250,001 – \$500,000	N	S
The reference to estimated cost is a reference to the estimated cost of the development for which development consent was granted					
Application to make other modifications to a development consent pursuant to Section 4.55(2) of the EP&A Act 1979 or under Section 4.56(1) of the Act if, in the opinion of Council, the proposed modification is not of minimal environmental impact	\$712 plus \$0.50 for each \$1,000 or part \$1,000 above \$500,000		estimated cost of development \$500,001 – \$1,000,000	N	S
The reference to estimated cost is a reference to the estimated cost of the development for which development consent was granted					
Application to make other modifications to a development consent pursuant to Section 4.55(2) of the EP&A Act 1979 or under Section 4.56(1) of the Act if, in the opinion of Council, the proposed modification is not of minimal environmental impact	\$987 plus \$0.40 for each \$1,000 or part \$1,000 above \$1M		estimated cost of development \$1,000,001 – \$10,000,000	N	S
The reference to estimated cost is a reference to the estimated cost of the development for which development consent was granted					
Application to make other modifications to a development consent pursuant to Section 4.55(2) of the EP&A Act 1979 or under Section 4.56(1) of the Act if, in the opinion of Council, the proposed modification is not of minimal environmental impact	\$4,737 plus \$0.27 for each \$1,000 or part \$1,000 above \$10M		estimated cost of development > 10,000,000	N	S
The reference to estimated cost is a reference to the estimated cost of the development for which development consent was granted					

Name	Year 20/21 Fee (incl. GST)	Year 21/22 Fee (incl. GST)	Unit	GST	Pricing Policy
------	----------------------------------	----------------------------------	------	-----	-------------------

Development Application & Modification Fees [continued]

Additional fee for proposed modifications to development consent under sections 4.55(2) and 4.56(1) of the EP&A Act 1979 that involve residential flat development which is required to be referred to a design review panel under SEPP 65	\$760.00	\$760.00		N	S
Fee has been separated from fee for similar process that applies to the original development application to which a proposed modification relates - due to a differentiation made in legislation					
Development of a Community Facility by a bona fide non-profit community organisation	\$0.00	\$0.00		N	S
Not including educational establishments, hospitals, retail premises, places of public worship or residential accommodation					
Development application lodged by or on behalf of Council – if an independent consultant is required to conduct any part of the assessment, the cost is to be paid by the Applicant/Council		at cost		N	F

Formatting of Application Documents

When Council requires application documents to be submitted in a particular electronic form and documents are submitted in a different form, e.g. scanning of hard copy documents

Formatting of application documents	\$40 per document up to a maximum of \$200	estimated cost of development <= \$30,000	Y	P
	Last YR Fee \$38 per document up to a maximum of \$190			
Formatting of application documents	\$80 per document up to a maximum of \$400	estimated cost of development \$30,001 – \$150,000	Y	P
	Last YR Fee \$77 per document up to a maximum of \$380			
Formatting of application documents	\$120 per document up to a maximum of \$600	estimated cost of development \$150,001 – \$500,000	Y	P
	Last YR Fee \$115 per document up to a maximum of \$570			
Formatting of application documents	\$163 per document up to a maximum of \$815	estimated cost of development > \$500,000	Y	P
	Last YR Fee \$155 per document up to a maximum of \$770			

Name	Year 20/21 Fee (incl. GST)	Year 21/22 Fee (incl. GST)	Unit	GST	Pricing Policy
------	----------------------------------	----------------------------------	------	-----	-------------------

Public Notification Fees for Development Applications

Renotification/advertising fee where Council is required to renotify an application due to amendments to the proposal	\$0.00	\$250.00	per application	N	P
In the case of designated development (as defined by the Act) and development required by an Environmental Planning Instrument to be notified in the manner of designated development	\$2,220.00	\$2,220.00	per application	N	S
In the case of advertised development (as defined by the Community Participation Plan)	\$1,105.00	\$1,105.00	per application	N	S
In the case of advertised development (as defined by the Community Participation Act) for nominated integrated development, threatened species development or Class 1 aquaculture development	\$1,105.00	\$1,105.00	per application	N	S
In the case of an application pursuant to Section 4.55(2) or Section 4.56(1) of the EP&A Act 1979	\$665.00	\$665.00	per application	N	S
In the case of prohibited development (but the Council shall refund so much of the additional portion of the fee as is not expended in giving the required notification)	\$1,105.00	\$1,105.00	per application	N	S
In the case of notification required to be given in connection with an application pursuant to Section 8.2 of the EP&A Act 1979	\$620.00	\$620.00	per application	N	S
In the case of public notice of a proposed planning agreement	\$1,110.00	\$1,165.00	per agreement	N	P
Cost aligned with advertising fee for developments not captured by statutory advertising fees					
In the case of all other Development Applications and amendments thereto – for work involving a single dwelling & or outbuildings	\$258.00	\$270.00	per DA	N	P
In the case of all other Development Applications and amendments thereto – for all other types of development	\$585.00	\$615.00	per DA	N	P

Building Certificates

Class 1 & Class 10 Buildings	\$250.00	\$250.00	per dwelling	N	S
Other Classes of Buildings	\$250.00	\$250.00	per building – building floor area or part not > 200m2	N	S
Other Classes of Buildings	\$250 plus \$0.50 per m2 for each m2 > 200m2		200m2 – 2,000m2	N	S
Other Classes of Buildings	\$1,165 plus \$0.075 per m2 for each m2 >2000m2		> 2,000m2	N	S
Where application relates to part of a building consisting of external wall only or does not otherwise have a floor area	\$250.00	\$250.00	per building	N	S
Additional fee – if more than one inspection if carried out	\$90.00	\$90.00	per additional inspection	N	S

Name	Year 20/21 Fee (incl. GST)	Year 21/22 Fee (incl. GST)	Unit	GST	Pricing Policy
------	----------------------------------	----------------------------------	------	-----	-------------------

Building Certificates [continued]

Additional fee for applications for which a charge may be made due to circumstances listed in clause 260(3A) of the Environmental Planning & Assessment Regulation 2000		amount that would have been payable for an application for development consent and a construction certificate, or a complying development certificate (if appropriate) for unauthorised parts of the building		N	S
Copy of a Building Certificate	\$13.00	\$13.00		N	S

Occupation Certificates

Occupation Certificate or Interim Occupation Certificate for development involving building works	\$350.00	\$365.00		Y	P
For development in respect of which Council employs staff that are accredited to the extent required to be the PC for a particular development					
Occupation Certificate for development involving change of use only	\$550.00	\$575.00		Y	P
For development in respect of which Council employs staff that are accredited to the extent required to be the PC for a particular development					
Additional fee to prepare and make a referral to NSW Fire Brigades as per Clause 152 of the EPA Regulation 2000	\$1,143.00	\$1,200.00		Y	P
For development in respect of which Council employs staff that are accredited to the extent required to be the PC for a particular development					
Additional fee payable for services rendered by NSW Fire Brigades in connection with a referral made as per Clause 152 of the EPA Regulation 2000 (payable subsequent to lodgement of application for Complying Development Certificate)		amount of the invoice received from Fire & Rescue NSW		N	P
For development in respect of which Council employs staff that are accredited to the extent required to be the PC for a particular development		\$2,625 plus the direct costs of all third parties engaged by council to process the applications (plus GST)		Y	P
		Last YR Fee \$2,500 plus the direct costs of all third parties engaged by council to process the applications (plus GST)			

Appointment as a Principal Certifier for Building Works

PC Fee

Low scale residential development including new single dwellings, secondary dwellings with total floor area no more than 60 square metres, new domestic outbuildings & swimming pools and alterations/additions to existing residential development

For development in respect of which Council employs staff that are accredited to the extent required to be the PC for a particular development

Name	Year 20/21 Fee (incl. GST)	Year 21/22 Fee (incl. GST)	Unit	GST	Pricing Policy
------	----------------------------------	----------------------------------	------	-----	-------------------

PC Fee [continued]

PC Fee	\$412.00	\$430.00	estimated cost of development < \$15,000	Y	P
PC Fee	\$772.00	\$810.00	estimated cost of development \$15,000 – \$80,000	Y	P
PC Fee	\$1,600.00	\$1,680.00	estimated cost of development \$80,000 – \$2,000,000	Y	P
PC Fee	a quotation can be provided (subject to ratification by Development Assessment Section Manager or Manager Regulatory, Planning & Assessment)		estimated cost of development > \$2,000,000	Y	P
	Last YR Fee a quotation can be provided (subject to ratification by Manager Regulatory, Planning & Assessment)				

PC Fee – Multiple Residential Development

2 or more new dwellings, secondary dwellings with total floor area more than 60 square metres or class 3 boarding houses

For development in respect of which Council employs staff that are accredited to the extent required to be the PC for a particular development.

PC Fee – Multiple Residential Development	\$2,132.00	\$2,240.00	estimated cost of development < \$200,000	Y	P
PC Fee – Multiple Residential Development	\$3,121.00	\$3,275.00	estimated cost of development \$200,000 – \$400,000	Y	P
PC Fee – Multiple Residential Development	\$4,455.00	\$4,680.00	estimated cost of development \$400,000 – \$2,000,000	Y	P

Name	Year 20/21 Fee (incl. GST)	Year 21/22 Fee (incl. GST)	Unit	GST	Pricing Policy
------	----------------------------------	----------------------------------	------	-----	-------------------

PC Fee – Multiple Residential Development [continued]

PC Fee – Multiple Residential Development	a quotation can be provided (subject to ratification by Development Assessment Section Manager or Manager Regulatory, Planning & Assessment)	estimated cost of development > \$2,000,000		Y	P
	Last YR Fee a quotation can be provided (subject to ratification by Manager Regulatory, Planning & Assessment)				

Commercial/Industrial Development

For development in respect of which Council employs staff that are accredited to the extent required to be the PC for a particular development

Commercial / Industrial Development	\$670.00	\$705.00	estimated cost of development < \$40,000	Y	P
Commercial / Industrial Development	\$1,339.00	\$1,405.00	estimated cost of development \$40,000 – \$200,000	Y	P
Commercial / Industrial Development	\$3,002.00	\$3,150.00	estimated cost of development \$200,000 – \$2,000,000	Y	P
Commercial / Industrial Development	a quotation can be provided (subject to ratification by Development Assessment Section Manager or Manager Regulatory, Planning & Assessment)	estimated cost of development > \$2,000,000		Y	P
	Last YR Fee a quotation can be provided (subject to ratification by Manager Regulatory, Planning & Assessment)				

Other

Building, planning & engineering or professional officer advice	\$190.00	\$230.00	per hour (minimum charge one hour)	Y	F
Additional Inspections including BASIX inspection, reinspections and inspections in relation to applications approved over 5 years ago	\$347.00	\$357.00	per inspection	Y	P
For development in respect of which Council employs staff that are accredited to the extent required to be the PC for a particular development					

Name	Year 20/21 Fee (incl. GST)	Year 21/22 Fee (incl. GST)	Unit	GST	Pricing Policy
------	----------------------------------	----------------------------------	------	-----	-------------------

Other [continued]

If Council is appointed to replace a private Accredited Certifier on a partially completed project.	full fee is payable relevant to category of development, as above, plus \$500 administration fee per change of PC request			Y	P
	Last YR Fee full fee is payable relevant to category of development, as above				
<p>For development in respect of which Council employs staff that are accredited to the extent required to be the PC for a particular development. In addition, if deemed to be a complex project, additional fees are applicable. Subject to a quotation to be ratified by Manager, Regulatory, Planning & Assessment.</p> <p>Full fee is payable, to compensate for having to familiarise with the status of the project. With the exception of the categories with an open ended "value of development", the fee covers all staged inspections as listed in a Council letter confirming appointment as Principal Certifier. For the open ended categories, the maximum number of inspections covered by this fee is:- Low Scale Residential Development - 5, Multiple Residential Development - 15, Commercial/Industrial Development - 7</p>					
For development in respect of which Council does not employ staff that are accredited to the extent required to be the PC for a particular development	\$5,250 plus the direct costs of all third parties engaged by council to process the application (plus GST)			Y	P
	Last YR Fee \$5,000 plus the direct costs of all third parties engaged by council to process the application (plus GST)				
Additional fee for site sign identifying the City of Newcastle as PC	\$15.00	\$15.75	per sign	Y	P

Manufactured Home Estates, Caravan Parks, Camping Grounds and Moveable Dwellings

Application to install a manufactured home, moveable dwelling or associated structure on land – LGA 1993, S68	\$325.00	\$340.00		N	P
Inspection of installation of a manufactured home, moveable dwelling or associated structure on land – LGA 1993, S68	\$325.00	\$340.00		N	P
Determination of Certificate of Completion of installation of manufactured home or associated structure – LG (Manufactured Home Estates, Caravan Parks, Camping Grounds and Moveable Dwellings) Regulation 2005, CI 69	\$325.00	\$340.00		N	P
Application to operate a caravan park, camping ground or manufactured home estate – LGA 1993, S68	\$1,890.00	\$1,985.00		N	P
Application to operate a public car park – LGA 1993, S68	\$1,890.00	\$1,985.00		N	P
Application to install a domestic oil or solid fuel heating appliance other than a portable appliance	\$165.00	\$175.00		N	P
Application to set up, operate or use a loud speaker or sound amplifying device	\$165.00	\$175.00		N	P
Processing of an objection to the application of regulations and local policies – LGA 1993, S82	\$325.00	\$340.00		N	P

Name	Year 20/21 Fee (incl. GST)	Year 21/22 Fee (incl. GST)	Unit	GST	Pricing Policy
------	----------------------------------	----------------------------------	------	-----	-------------------

Relocation of Dwelling

Inspection within Newcastle	\$659.00	\$690.00		N	P
Inspection outside Newcastle	\$690 plus \$23.30 per km from the City Administration Centre			N	P
	Last YR Fee \$660 plus \$22.20 per km from the City Administration Centre				

Swimming Pools

Application for Exemption	\$250.00	\$250.00		N	S
Inspection of a swimming pool	\$150.00	\$150.00		Y	S
Subsequent inspection of a swimming pool after the first inspection	\$100.00	\$100.00		Y	S
Provision of registration information to Council	\$10.00	\$10.00		N	S

Subdivision/Strata Certificates

Subdivision Certificate	\$660 plus \$55 per additional lot			N	P
	Last YR Fee \$630 plus \$52 per additional lot				
Re-endorsement of Subdivision Certificate and/or s88B instrument after original endorsement, due to amendments to documents	\$211.00	\$220.00		N	P
Strata Certificate	\$660 plus \$55 per additional lot			Y	P
	Last YR Fee \$630 plus \$52 per additional lot				

Fees for subdivision works, DA related road works & non-DA related road works

Boundary realignment or consolidation of lots	\$0.00	\$330.00	per application	N	P
Issue of Certificate for applications considered under the Real Property Act – Defacto Application	\$350.00	\$365.00	per application	N	P
Issue of Certificate for applications considered under the Real Property Act: – Endorsement of plan of easement	\$650.00	\$680.00	per application	N	P
Issue of Certificate for applications considered under the Real Property Act – Transfer and other legal documents	\$650.00	\$680.00	per application	N	P
New road construction or construction of more than half of the existing pavement width	\$21.20	\$22.25	per longitudinal metre	N	P
10% GST for Construction Certificate application fees, GST Exempt for Roads Act applications					

Name	Year 20/21 Fee (incl. GST)	Year 21/22 Fee (incl. GST)	Unit	GST	Pricing Policy
------	----------------------------------	----------------------------------	------	-----	-------------------

Fees for subdivision works, DA related road works & non-DA related road works [continued]

New road construction or construction of more than half of the existing pavement width	\$955.00	\$1,005.00	minimum fee per application	N	P
10% GST for Construction Certificate application fees, GST Exempt for Roads Act applications					
Road construction less than half of existing pavement width	\$16.15	\$17.00	per longitudinal metre	N	P
10% GST for Construction Certificate application fees, GST Exempt for Roads Act applications					
Road construction less than half of existing pavement width	\$740.00	\$780.00	minimum fee per application	N	P
10% GST for Construction Certificate application fees, GST Exempt for Roads Act applications					
Miscellaneous works E.g.: Interallotment drainage, private driveways, drainage structures and other infrastructures such as: footpaths <30m, stairs up to 3 flights, planter boxes, bike racks, bespoke furniture and footpath gardens, dewatering and discharging connections	2% of cost of construction or \$335 whichever is the greater		<= \$5,000 in value	N	P
	Last YR Fee 2% of cost of construction or \$320 whichever is the greater				
Miscellaneous works E.g.: Interallotment drainage, private driveways, drainage structures and other infrastructures such as: footpaths <30m, stairs up to 3 flights, planter boxes, bike racks, bespoke furniture and footpath gardens, dewatering and discharging connections	2% of cost of construction or \$775 whichever is the greater		> \$5,000 in value	N	P
	Last YR Fee 2% of cost of construction or \$740 whichever is the greater				
Amendment or re-issue of construction certificate &/or Roads Act approval	35% of cost of original application fee or \$335 whichever is the greater		<= \$5,000 in value	N	P
	Last YR Fee 35% of cost of original application fee or \$320 whichever is the greater				
10% GST for Construction Certificate application fees, GST Exempt for Roads Act applications					
Amendment or re-issue of construction certificate &/or Roads Act approval	35% of cost of original application fee or \$775 whichever is the greater		> \$5,000 in value	N	P
	Last YR Fee 35% of cost of original application fee or \$740 whichever is the greater				
10% GST for Construction Certificate application fees, GST Exempt for Roads Act applications					

Name	Year 20/21 Fee (incl. GST)	Year 21/22 Fee (incl. GST)	Unit	GST	Pricing Policy
------	----------------------------------	----------------------------------	------	-----	-------------------

Fees for subdivision works, DA related road works & non-DA related road works [continued]

Additional fee for when assessment of application extends beyond the initial assessment plus further reviews of amended/additional details on two subsequent occasions and the application continues to be in a form that is not suitable for approval	\$250.00	\$260.00	per hour (one hour minimum charge)	N	P
10% GST for Construction Certificate application fees, GST Exempt for Roads Act applications					
New road construction or construction of more than half of existing pavement width.	\$44.00	\$46.00	per longitudinal metre	N	P
Appointment as The Principal Certifier (Subdivision and Civil Works) or to inspect/monitor works under Roads Act applications. Fee covers all inspections as listed in the Development Consent and/or a council letter confirming requirements. GST Exempt except if the role is contestable by private certifiers (in which case 10% GST applies)					
New road construction or construction of more than half of existing pavement width.	\$955.00	\$1,000.00	minimum fee	N	P
Appointment as The Principal Certifier (Subdivision and Civil Works) or to inspect/monitor works under Roads Act applications. Fee covers all inspections as listed in the Development Consent and/or a council letter confirming requirements. GST Exempt except if the role is contestable by private certifiers (in which case 10% GST applies)					
Road construction less than half of existing pavement width	\$38.00	\$40.00	per longitudinal metre	N	P
Appointment as The Principal Certifier (Subdivision and Civil Works) or to inspect/monitor works under Roads Act applications. Fee covers all inspections as listed in the Development Consent and/or a council letter confirming requirements.					
Road construction less than half of existing pavement width	\$955.00	\$1,000.00	minimum fee	N	P
Appointment as The Principal Certifier (Subdivision and Civil Works) or to inspect/monitor works under Roads Act applications. Fee covers all inspections as listed in the Development Consent and/or a council letter confirming requirements. GST Exempt except if the role is contestable by private certifiers (in which case 10% GST applies)					
Miscellaneous works E.g.: Interallotment drainage, private driveways and drainage structures	2% of cost of construction or \$335 whichever is the greater		<= \$5,000 in value	N	P
	Last YR Fee 2% of cost of construction or \$320 whichever is the greater				
Appointment as The Principal Certifier (Subdivision and Civil Works) or to inspect/monitor works under Roads Act applications. Fee covers all inspections as listed in the Development Consent and/or a council letter confirming requirements. GST Exempt except if the role is contestable by private certifiers (in which case 10% GST applies)					
Miscellaneous works E.g.: Interallotment drainage, private driveways and drainage structures	2% of cost of construction or \$775 whichever is the greater		> \$5,000 in value	N	P
	Last YR Fee 2% of cost of construction or \$740 whichever is the greater				
Appointment as The Principal Certifier (Subdivision and Civil Works) or to inspect/monitor works under Roads Act applications. Fee covers all inspections as listed in the Development Consent and/or a council letter confirming requirements. GST Exempt except if the role is contestable by private certifiers (in which case 10% GST applies)					
Permit to install ground anchors/shoring	\$0.00	\$550.00	per permit	N	P
Installation of ground anchors – exceeding 10 anchors at one site	Price on Application			N	P

Name	Year 20/21 Fee (incl. GST)	Year 21/22 Fee (incl. GST)	Unit	GST	Pricing Policy
------	----------------------------------	----------------------------------	------	-----	-------------------

Fees for subdivision works, DA related road works & non-DA related road works [continued]

Additional fee for additional/extraordinary inspections or re-inspections due to incomplete works	\$350.00	\$365.00	per inspection	N	P
Appointment as The Principal Certifier (Subdivision and Civil Works) or to inspect/monitor works under Roads Act applications.					
Arrangement for cash or bank guarantee security bonds for uncompleted works or maintenance where the value of the bond is up to \$10,000	\$765.00	\$805.00	per bond	N	P
GST does not apply to any services that follow from subdivision applications lodged prior to 30/6/98					
Arrangement for cash or bank guarantee security bonds for uncompleted works or maintenance where the value of the bond is more than \$10,000	\$1,080.00	\$1,135.00	per bond	N	P
GST does not apply to any services that follow from subdivision applications lodged prior to 30/6/98					
Substitution of existing security bonds with another bond of a lesser amount due to completion of some works covered by existing bond	\$645.00	\$675.00	per lesser bond	N	P
GST does not apply to any services that follow from subdivision applications lodged prior to 30/6/98					

Urban Design Review Panel

Referral to the Urban Design Review Panel for a modification application	\$0.00	\$760.00	for one or multiple visits	N	P
Referral to the Urban Design Review Panel prior to submission of DA	\$3,000.00	\$3,150.00	per visit	N	P
Referral to the Urban Design Review Panel after submission of DA	\$3,000.00	\$3,150.00	for one or multiple visits	N	P

Urban Planning

Supply of Miscellaneous Information

Photocopies – A4 or A3 Black and white only	\$1.30	\$1.35	per page	N	P
Service Charge (including compiling information into a new form)	\$118.00	\$121.00	per hr – minimum 1/2 hr	N	P
Supply of information on USB	\$57.00	\$58.00	per hr – minimum 1/2 hr	N	P
Policy Advice Fee	\$190.00	\$195.00	per hr – minimum 1/2 hr	N	P
Development Contributions Quote	\$0.00	\$25.00	per quote	N	P
Section 7.11 & Section 7.12 Contributions Plans (each)	\$54.00	\$55.00	hard copy A4 colour	N	F

Name	Year 20/21 Fee (incl. GST)	Year 21/22 Fee (incl. GST)	Unit	GST	Pricing Policy
------	----------------------------------	----------------------------------	------	-----	-------------------

Publications

Newcastle DCP 2012 document	\$165.00	\$170.00	hard copy A4 colour	N	F
Newcastle DCP 2012 & technical manuals	\$54.00	\$55.00	USB only	N	F
Technical Manuals (each – excluding Stormwater & Water Efficiency for Development Technical Manual)	\$54.00	\$55.00	hard copy A4 black & white	N	F
Technical Manual – Stormwater & Water Efficiency for Development Technical Manual	\$82.00	\$84.00	hard copy A4 black & white	N	F

Request to amend Principal LEP

Stage A – Request to Council for proposed rezoning or amendment to principal LEP – preliminary assessment, tasks associated with any pre-Gateway review process	\$9,553.00	\$9,790.00		N	F
Stage B – Detailed assessment and reporting	\$16,938.00	\$17,360.00		N	F
Stage C – Post-Gateway Determination	\$22,570.00	\$23,135.00		N	F

Gateway Determination to proceed, consultation with public authorities and community, consideration of submissions, report to council, legal drafting and finalisation with Dept Planning & Infrastructure, tasks associated with any Gateway determination

Tasks associated with any Gateway Determination review process initiated by proponent	\$175.00	\$180.00	per hour	N	F
Engagement of consultant to prepare a planning proposal and manage the Gateway determination process when council is nominated as the relevant planning authority by the Department of Planning & Infrastructure following a Gateway determination review	actual cost of engagement plus 10% administration			N	F
Daily fee for a public hearing if required	\$3,415.00	\$3,500.00		N	F
Determination to conduct further studies, amend and/or resubmit proposal and/or undertake miscellaneous tasks	\$3,035 plus all direct costs of all third parties engaged by council to process the LEP amendment, undertake supporting studies and/or undertake other miscellaneous tasks			N	F
	Last YR Fee \$2,960 plus all direct costs of all third parties engaged by council to process the LEP amendment, undertake supporting studies and/or undertake other miscellaneous tasks				

Minor mapping anomalies where an error can be identified in the Newcastle LEP and where the proposed amendment is consistent with the intent and direction of the LEP and Council.	\$0.00	\$0.00		N	Z
Amendment proposed by a NSW government department to enable development of land for use defined as an 'Infrastructure Facility' under State Environmental Planning Policy (Infrastructure) 2007	\$0.00	\$0.00		N	Z
Reclassification of land to enable the provision of infrastructure or community facilities	\$0.00	\$0.00		N	Z

Name	Year 20/21 Fee (incl. GST)	Year 21/22 Fee (incl. GST)	Unit	GST	Pricing Policy
------	----------------------------------	----------------------------------	------	-----	-------------------

Request to amend Principal LEP [continued]

Pre-planning proposal meeting with LEP panel (first & second meeting)	\$2,150.00	\$2,200.00	first & second meeting with LEP Panel	N	F
Pre-planning proposal meeting with LEP panel (third and subsequent meetings where requested by the proponent)	\$1,075.00	\$1,100.00	each additional meeting with LEP panel	N	F

Preparation of Development Control Plan or Precinct Plan

Preparation or review of DCP or Precinct Plan	\$21,500 plus \$180 per hour if staff time exceeds 40 hours			N	F
	Last YR Fee \$21,500 plus \$175 per hour if staff time exceeds 40 hours				
Preparation or review of minor amendment to DCP or Precinct Plan	\$180 plus mapping, printing and advertising costs		per hour	N	F
	Last YR Fee \$175 plus mapping, printing and advertising costs				

Planning Agreements

Negotiation of Planning Agreements	\$1,545.00	\$1,580.00	per agreement	N	F
Revision of Planning Agreements	\$772.00	\$790.00	per amendment	N	F
Public notice of a proposed planning agreement or development contributions	\$587.00	\$600.00	per agreement	N	F

Planning Investigations

Outdoor Dining/Trading

Installation of Outdoor Dining markers	\$175.00	\$180.00	per outdoor dining approval	N	F
--	----------	----------	-----------------------------	---	---

Building Waste Containers in Public Place

Annual Registration Fee	\$309.00	\$315.00	per applicant per annum	N	F
Application Fee	\$88.00	\$90.00	per building waste application	N	F

Name	Year 20/21 Fee (incl. GST)	Year 21/22 Fee (incl. GST)	Unit	GST	Pricing Policy
------	----------------------------------	----------------------------------	------	-----	-------------------

Compliance Cost Notices

Order compliance costs – maximum fee	\$1,000.00	\$1,000.00	per notice	N	S
Notice of intention compliance costs – maximum fee	\$500.00	\$500.00	per notice	N	S
Actual Fee determined based on costs and expenses.					

Boarding House Inspections

Inspection Fee	\$305.00	\$315.00	per inspection	N	F
----------------	----------	----------	----------------	---	---

Annual Fire Safety Statement

Administration Fee – Processing of Annual Fire Safety Statement submission	\$80.00	\$85.00	per statement per annum	Y	F
Administration Fee – Follow-up processing incorrect Annual Fire Safety Statement submission.	\$80.00	\$85.00	per statement	Y	F
Stay of Infringement Application	\$0.00	\$100.00	per statement	Y	F
Fee to assess application for the delayed submission of the Annual Fire Safety Statement.					

Other

Provision of professional advice and/or fire safety audit	\$190.00	\$230.00	per hour (Minimum 1/2 hour charge)	Y	F
---	----------	----------	------------------------------------	---	---

Environment & Health

Environmental Health Inspection Fee	\$255.00	\$261.00	per hour. (Minimum charge of 30 minutes and 15 minute increments thereafter)	N	F
-------------------------------------	----------	----------	--	---	---

This fee covers inspections of caravan parks & camping grounds, water cooling systems, warm water systems, beauty shop, hairdresser, hairdressing vehicle, skin penetration, horses on premises, on-site sewerage management system and swimming pool water quality.

Environmental Health Re-inspection Fee	\$0.00	\$261.00	per hour (Minimum charge of 30 minutes and 15 minute increments thereafter)	N	F
--	--------	----------	---	---	---

This fee covers re-inspection of caravan parks & camping grounds, water cooling systems, warm water systems, beauty shop, hairdresser, hairdressing vehicle, skin penetration, horses on premises, on-site sewerage management systems and swimming pool water quality.

Name	Year 20/21 Fee (incl. GST)	Year 21/22 Fee (incl. GST)	Unit	GST	Pricing Policy
------	----------------------------------	----------------------------------	------	-----	-------------------

Environmental Protection Notices

Environmental Protection Notices	\$577.00	\$591.00	per notice	N	S
----------------------------------	----------	----------	------------	---	---

Public Health Improvement Notices and Prohibition Orders

Regulated systems on premises	\$560.00	\$560.00	per notice	N	S
Other premises	\$270.00	\$270.00	per notice	N	S

Operate Caravan Park/Camping Ground

Approval Fee (5 year approval)	\$242.00	\$248.00	per park/ground	N	F
Limited time application (Events, Shows etc.)	\$605.00	\$620.00		N	F

Legionella Management

Annual Administration Fee – Water Cooling System – 1 year Risk Management Plan duration	\$0.00	\$258.00	per unit per annum	N	F
Annual Administration Fee – Water Cooling System – 2 year Risk Management Plan duration	\$0.00	\$218.00	per unit per annum	N	F
Annual Administration Fee – Water Cooling System – 3 year Risk Management Plan duration	\$0.00	\$205.00	per unit per annum	N	F
Annual Administration Fee – Water Cooling System – 4 year Risk Management Plan duration	\$0.00	\$198.00	per unit per annum	N	F
Annual Administration Fee – Water Cooling System – 5 year Risk Management Plan duration	\$0.00	\$194.00	per unit per annum	N	F
Annual Administration Fee – Warm Water Systems	\$60.00	\$62.00	per premises per annum	N	F

Beauty Shop, Hairdresser, Skin Penetration or Combination of all

Annual Administration Fee – Category 1 – High Risk Premises – Skin Penetration (re-usable articles)	\$305.00	\$310.00	per premises per annum	N	F
Annual Administration Fee – Category 2 – Low Risk Premises – Skin Penetration (non re-usable articles)	\$170.00	\$172.00	per premises per annum	N	F
Pre-purchase Inspection Report – all categories	\$645.00	\$645.00	per inspection	N	F

On-Site Sewage Management System

Install Sewage Management Facility/Waste Treatment Device	\$395.00	\$405.00	per application includes approval to operate	N	F
Application for approval to operate – Approval only	\$55.00	\$56.00	per system	N	F
Application for renewal of approval to operate – Approval only	\$55.00	\$56.00	per system	N	F

Name	Year 20/21 Fee (incl. GST)	Year 21/22 Fee (incl. GST)	Unit	GST	Pricing Policy
------	----------------------------------	----------------------------------	------	-----	-------------------

Development Site

Prevent Pollution Sign	\$11.50	\$12.00	per sign	Y	F
------------------------	---------	---------	----------	---	---

Food Services

Food Business Administration Fees

Annual Administration Charge – Small	\$380.00	\$380.00	per premises per annum	N	S
Small - up to and including 5 full time food handlers					
Annual Administration Charge – Medium	\$800.00	\$800.00	per premises per annum	N	S
Medium - more than 5 but not more than 50 full time food handlers					
Annual Administration Charge – Large	\$3,250.00	\$3,300.00	per premises per annum	N	S
Large - more than 50 full time food handlers					
Annual Administration Charge – Charity Organisations	\$0.00	\$0.00	per premises per annum	N	Z

Food Business Inspection Fee

Inspection Fee	\$255.00	\$261.00	per hour (Minimum charge 30 minutes and 15 minute increments thereafter)	N	F
This fee covers the event & markets food inspection fee and inspecting vehicles or articles used for selling food.					
Re-inspection Fee	\$0.00	\$261.00	per hour (Minimum charge 30 minutes and 15 minute increments thereafter)	N	F
This fee covers event & markets food inspection fee and inspecting vehicles or articles used for selling food.					
Pre-purchase Inspection Report	\$645.00	\$660.00	per inspection	N	F

Food Improvement Notices

Food Improvement Notices	\$330.00	\$330.00	per notice	N	S
--------------------------	----------	----------	------------	---	---

Name	Year 20/21 Fee (incl. GST)	Year 21/22 Fee (incl. GST)	Unit	GST	Pricing Policy
------	----------------------------------	----------------------------------	------	-----	-------------------

Use of Vehicle or Article for Selling

Mobile Food Vans & Vehicles	\$395.00	\$395.00	per approval	N	F
For inspection fees - see Food Business Inspection Fee					
Temporary Food Stalls	\$395.00	\$395.00	per approval	N	F
For inspection fees - see Food Business Inspection Fee					

Transport & Compliance

Traffic & Transport

Work Zones and Various Special Use Zones for Events & Activities

Parallel to kerb parking – Approval zone within the road carriage way

Work zones are to be a minimum length of 6 metres (equivalent to 1 parallel or 2 angle parking spaces). All zones applications should be minimum of 1 month duration.

Ticketed time parking zone per metre of kerbside space per week or part thereof	\$26.00	\$27.00		N	F
Time restricted parking zone (2P, 4P, etc.) per metre of kerbside space per week or part thereof	\$16.60	\$17.00		N	F
Unrestricted parking zone and other zone (NSt, NP, etc.) per metre of kerbside space per week or part thereof	\$12.50	\$12.80		N	F

Angle parking – Approval zone within the road carriage way

Work zones are to be a minimum length of 6 metres (equivalent to 1 parallel or 2 angle parking spaces). All zones applications should be minimum of 1 month duration.

Ticketed time parking zone per metre of kerbside space per week or part thereof	\$52.00	\$53.00		N	F
Time restricted parking zone (2P, 4P, etc.) per metre of kerbside space per week or part thereof	\$33.20	\$34.00		N	F
Unrestricted parking zone and other zone (NSt, NP, etc.) per metre of kerbside space per week or part thereof	\$25.00	\$26.00		N	F

Supply, installation and removal of construction zone signage

Work zones are to be a minimum length of 6 metres (equivalent to 1 parallel or 2 angle parking spaces). All zones applications should be minimum of 1 month duration.

Per sign on existing posts	\$163.65	\$167.75		N	P
Additional sign on existing posts	\$114.55	\$117.50		N	P
Per sign on new posts	\$561.85	\$575.90		N	P
Per sign on additional new posts	\$365.50	\$374.50		N	P

Name	Year 20/21 Fee (incl. GST)	Year 21/22 Fee (incl. GST)	Unit	GST	Pricing Policy
------	----------------------------------	----------------------------------	------	-----	-------------------

Other

Administration costs for work zone extension	\$103.00	\$105.60	per instance	N	P
Administration costs – work zone	\$397.50	\$407.50	per instance	N	P
Road Occupancy Permit (ROP) – Normal application	\$130.00	\$133.00	per application	N	F
Road Occupancy Permit (ROP) – Full Road Closure	\$250.00	\$256.00	per application	N	F
Shipping Container Application	\$69.70	\$71.50	application for 1 week	N	F
Shipping Container Application	\$266.95	\$273.65	application for more than 1 week (per calendar month)	N	F
Parking Occupancy Permit – Application Fee	\$25.00	\$26.00	per application	N	F
Parking Occupancy Permit – Unrestricted parking (CBD and Local Centre only areas)	\$0.00	\$10.00	per day per parking space	N	F
Parking Occupancy Permit – Time Restricted Parking	\$20.00	\$20.50	per day per parking space	N	F
Parking Occupancy Permit – Metered Parking	\$45 per space per day plus Application Fee of \$25		per day per parking space	N	P
	Last YR Fee \$40 per space per day plus Application Fee of \$25				
Parking Occupancy Permit – Metered Parking	\$275 per space per week plus Application Fee of \$25		per week per parking space	N	P
	Last YR Fee \$270 per space per week plus Application Fee of \$25				

Temporary Road Closure

Supervision costs will be shared by the number of events on the same day. Additional costs - at full cost to applicant plus GST.

Administration Costs & Part V EPA Review Supervision Costs (cost per inspection-min 2 inspections)	\$402.80	\$412.90		N	P
During Business Hours (7.30am-5pm Mon-Fri)	\$151.65	\$155.45		N	P
Outside Business hours	\$547.60	\$561.30		N	P
Advertising Costs		full cost		N	P
For Construction – Administration Costs – Full Road Closures	\$250.00	\$256.25		N	F
For Construction – Administration Costs – Part Road/Lane Closure	\$130.00	\$133.00		N	F

Name	Year 20/21 Fee (incl. GST)	Year 21/22 Fee (incl. GST)	Unit	GST	Pricing Policy
------	----------------------------------	----------------------------------	------	-----	-------------------

Temporary Road Closure [continued]

For Commercial Purposes		in addition to above fees an additional fee as negotiated upon application		N	F
-------------------------	--	--	--	---	---

Traffic Information/Searches

Traffic Count Data Search	\$64.50	\$66.10	per 1/2 hour	Y	F
---------------------------	---------	---------	--------------	---	---

Restricted Vehicle Route Application (B-Double)

Administration Fee	\$332.00	\$340.30	per route	N	F
Assessment of Proposed Restricted Vehicle Route	\$621.50	\$637.00	per route as required	N	F
Assessment of Higher Mass Limit (HML) and Performance Based System (PBS) Vehicles	\$332.00	\$340.00	per route	N	F
Assessment of Over Size/Mass Vehicle Applications (NHVR)	\$83.50	\$85.60	per route	N	F

Community Facility & Street Name Signs/Erection of Signs

Erect one blade to existing post	\$165.00	\$169.15	per item	Y	P
Erect one blade to existing post	\$60.50	\$62.00	each additional sign erected at the same vicinity	Y	P
Remove one blade from existing post	\$132.80	\$136.10	per item	Y	P
Remove one blade from existing post	\$40.00	\$41.00	each additional sign removed at the same vicinity	Y	P
Erect one blade to new post	\$464.50	\$476.15	per item	Y	P
Erect one blade to new post	\$308.50	\$316.25	each additional sign and post erected at the same vicinity	Y	P
Remove blade and one existing post	\$331.50	\$339.80	per item	Y	P
Remove blade and one existing post	\$212.50	\$217.85	each additional post removed at the same vicinity	Y	P
Remove existing post	\$291.50	\$298.80	per post	Y	P
Remove existing post	\$172.00	\$176.30	each additional post removed at the same vicinity	Y	P

Name	Year 20/21 Fee (incl. GST)	Year 21/22 Fee (incl. GST)	Unit	GST	Pricing Policy
------	----------------------------------	----------------------------------	------	-----	-------------------

Community Facility & Street Name Signs/Erection of Signs [continued]

Erect one new blade to steel lighting column	\$130.50	\$133.80	per item	Y	P
Erect one new blade to steel lighting column	\$61.00	\$62.55	each additional new blade erected at the same vicinity	Y	P
Remove blade from steel lighting column	\$130.50	\$133.80	per item	Y	P
Remove blade from steel lighting column	\$61.00	\$62.55	each additional blade removed from the same vicinity	Y	P
Extend existing column galv. post & erect blade	\$273.50	\$280.35	each	Y	P
Supply of blade	\$150.50	\$154.30	each sign	Y	P
Sign design fee (where applicable)	\$178.00	\$182.50	for 1st sign per site	Y	P
Sign design fee (where applicable)	\$52.50	\$53.85	each additional sign at the same vicinity	Y	P
Only charged where different wording is required on sign					
Erect long blade on two galv. posts	\$616.50	\$632.00	per sign	Y	P
"Neighbourhood Watch" and "Safe House" Scheme Signs	full cost plus 10%		per instance	Y	P
Depends on size and scale of the Public Program.					

Traffic Facilities

Road Linemarking – Edgeline

Driveway linemarking	\$130.05	\$133.30	per driveway per linear metre	N	F
Edgeline – using paint – white or yellow lines		POA	per linear meter	N	F
Edgeline – using thermo – white or yellow lines		POA	per linear meter	N	F
Establishment cost or site cost		POA	per linear meter	N	F

Parking Operations

Use of Suburban Carparks

Category A: Commercial Use	\$4,465.00	\$4,575.00	maximum per day	Y	M
Category A: Commercial Use	\$764.00	\$785.00	minimum per day	Y	M

Name	Year 20/21 Fee (incl. GST)	Year 21/22 Fee (incl. GST)	Unit	GST	Pricing Policy
------	----------------------------------	----------------------------------	------	-----	-------------------

Use of Suburban Carparks [continued]

Category B: Commercial with a Charitable Component	\$4,465.00	\$4,575.00	maximum per day	Y	M
Category B: Commercial with a Charitable Component	\$167.00	\$170.00	minimum per day	Y	M
Category C: Community use plus cost recovery	\$167.00	\$170.00		Y	M

Other Parking Charges

Car Share Parking Space	\$4,118.00	\$4,220.00	maximum per annum per space	N	M
Car Share Parking Space – Establishment Fee	\$680.00	\$697.00	per formal agreement (includes signage and line marking)	N	
Parking Meter Removal/Replacement	\$1,700.00	\$1,742.00	per parking meter (includes replacement baseplate)	N	M
Credit Card Transaction Fee	0.75% of transaction value		per credit card transaction	Y	M
Pay by Phone Processing Fee	10% of transaction value		maximum per pay by phone transaction (EasyPark)	Y	M

Parking Meter Fees

1P Ticket Parking	\$4.00	\$4.00	maximum per hr Monday – Sunday	Y	M
2P Ticket Parking	\$4.00	\$4.00	maximum per hr Monday – Sunday	Y	M
4P Ticket Parking	\$4.00	\$4.00	maximum per hr Monday – Sunday	Y	M
8P Ticket Parking	\$4.00	\$4.00	maximum per hr Monday – Sunday	Y	M
8P Ticket Parking	\$10.00	\$10.00	maximum per 8P (hours) Monday – Sunday	Y	M

Name	Year 20/21 Fee (incl. GST)	Year 21/22 Fee (incl. GST)	Unit	GST	Pricing Policy
------	----------------------------------	----------------------------------	------	-----	-------------------

Parking Meter Fees [continued]

10P Ticket Parking	\$4.00	\$4.00	maximum per hr Monday – Sunday	Y	M
10P Ticket Parking	\$10.00	\$10.00	maximum per 10P (hours) Monday – Sunday	Y	M
12P Ticket Parking	\$4.00	\$4.00	maximum per hr Monday – Sunday	Y	M
12P Ticket Parking	\$10.00	\$10.00	maximum per 12P (hours) Monday – Sunday	Y	M
P Ticket Parking	\$4.00	\$4.00	maximum per hr Monday – Sunday	Y	M
P Ticket Parking	\$10.00	\$10.00	maximum per day Monday – Sunday	Y	M

Parking Permits

Resident Visitor Parking – Short Stay Accommodation (New Applicants – 12 months from date of approval)	\$250.00	\$256.00	maximum per parking authority	N	M
Resident Parking	\$80.00	\$82.00	maximum per parking authority	N	M
Resident Parking – Pensioner Rate	\$70.00	\$72.00	maximum per parking authority	N	M
Resident Visitor Parking (12 months from date of approval)	\$130.00	\$133.00	maximum per parking authority	N	M
Off Street Car Park Parking Permits (Weekly) – No 2 Sportsground	\$28.00	\$32.00	maximum per week (Mon – Fri)	Y	M
Replacement Resident Permit	\$0.00	\$60.00		N	M
Replacement Resident Visitor Permit	\$0.00	\$140.00		N	M
Temporary Parking Authorisation	\$45 per space per day (Mon - Sun)		per day	N	M
	Last YR Fee \$40 per space per day (Mon - Sun)				

Name	Year 20/21 Fee (incl. GST)	Year 21/22 Fee (incl. GST)	Unit	GST	Pricing Policy
------	----------------------------------	----------------------------------	------	-----	-------------------

Parking Permits [continued]

Temporary Parking Authorisation	\$275 per space per week (Mon - Sun)		per week	N	M
	Last YR Fee \$270 per space per week (Mon - Sun)				

Rangers

Companion Animal Surrender fee	\$110.00	\$113.00	per animal	N	P
--------------------------------	----------	----------	------------	---	---

Dog & Cat Registration Fees

As set by NSW State Government

Registration of Cat (Desexed or Non-Desexed)	\$50.00	\$50.00	per animal	N	S
Registration of Desexed Cat (eligible Pensioners)	\$26.00	\$26.00	per animal	N	S
Registration of Dog (Non-Desexed)	\$216.00	\$216.00	per animal	N	S
Registration of Desexed Dog	\$60.00	\$60.00	per animal	N	S
Registration of Desexed Dog (eligible Pensioner)	\$26.00	\$26.00	per animal	N	S
Registration of dogs kept by registered breeders for breeding	\$60.00	\$60.00	per animal	N	S

Dog & Cat Annual Permits

Annual Permit – Cat (Non-desexed)	\$80.00	\$80.00	per animal	N	S
Annual Permit – Dangerous Dogs & Restricted Breeds	\$195.00	\$195.00	per animal	N	S

Companion Animal Impounding Fees

Sustenance fee per animal – 0 -1 day impounded	\$31.00	\$32.00	per animal	N	F
Sustenance fee per animal – greater than 1 day impounded	\$80.00	\$82.00	per animal	N	F
Second impound surcharge	\$258.00	\$264.00	per animal	N	F
Third impound surcharge	\$397.00	\$407.00	per animal	N	F
Veterinary Care Fee		full cost		N	F
Transportation Costs	\$72.00	\$74.00	per animal	N	F

Dangerous/Restricted Dog

Compliance Certificate	Maximum Fee \$150.00		per certificate	N	S
------------------------	----------------------	--	-----------------	---	---

Animals Impounding Fees

Impound Fee	\$175.00	\$179.00	per animal	N	F
-------------	----------	----------	------------	---	---

Name	Year 20/21 Fee (incl. GST)	Year 21/22 Fee (incl. GST)	Unit	GST	Pricing Policy
------	----------------------------------	----------------------------------	------	-----	-------------------

Animals Impounding Fees [continued]

After Hours Call Out Impounding Fee	\$350.00	\$360.00	per call out	N	F
Sustenance Fee	\$40.00	\$55.00	per day	N	F
Veterinary Care Fee		full cost	as charged	N	F
Damage Fee		full cost	as assessed	N	F
Transportation Costs	\$67.00	\$130.00	per animal	N	F

Article Impounding Fees

Building Waste Containers	total of costs incurred by council	per container	N	F
	Last YR Fee total of costs incurred by council up to a maximum of \$1,500			

Building Materials Obstructing	total of costs incurred by council	per obstruction	N	F
	Last YR Fee total of costs incurred by council up to a maximum of \$1,500			

Article – Small	\$62.00	\$64.00		N	F
Article – Medium	\$93.50	\$96.00		N	F
Article – Large	\$175.50	\$180.00		N	F

Abandoned Vehicle Impounding Fees

Towing fee	\$114.00	\$117.00	per vehicle	N	F
Holding Fee	\$21.00	\$22.00	per day	N	F

Name	Year 20/21 Fee (incl. GST)	Year 21/22 Fee (incl. GST)	Unit	GST	Pricing Policy
------	----------------------------------	----------------------------------	------	-----	-------------------

Strategy & Engagement

Customer Experience

Customer Service Centre

Photocopies/Printing – A4 or A3 black and white only	\$1.30	\$1.35	per page	Y	F
Service charge	\$60.40	\$61.90	per half hour	Y	F
Photocopies/Printing – A4 or A3 COLOR only (including compiling information into a new form)	\$1.80	\$1.85	per page	Y	F

Information & Technology

Supply of Miscellaneous Information

Photocopies – A4 or A3 Black and white only	\$1.30	\$1.30	per page	N	P
Service Charge (including compiling information into a new form)	\$55.70	\$57.10	per 1/2 hour	N	P

Geospatial Information Services

Geographical Information Services

Provision of Geospatial Professional Services	\$235.60	\$241.50	per hour	N	P
Renaming or naming a Street, Road or Lane	\$3,296.00	\$3,378.00	per instance	N	P
Excludes new signage costs					

GIS Digital Data

Spatial data extraction fee		POA	per request	N	P
-----------------------------	--	-----	-------------	---	---

Colour Plotting, Scanning & Map Production Services

These charges relate to labour & consumables associated with printing only conditions. All handling & packaging costs will be charged to the client as an additional fee

Print costs on bond paper (90gsm), Line Work (Only)	\$32.00	\$33.00	per AO sheet	N	P
Print costs on bond paper (90gsm), Line Work (Only)	\$16.00	\$16.00	per A1 sheet	N	P
Print costs on bond paper (90gsm), Line Work (Only)	\$8.00	\$8.00	per A2 sheet	N	P
Line Work &/or Photos/Colour blocks	\$53.50	\$54.85	per AO sheet	N	P
Line Work &/or Photos/Colour blocks	\$26.80	\$27.50	per A1 sheet	N	P
Line Work &/or Photos/Colour blocks	\$13.40	\$13.80	per A2 sheet	N	P

Name	Year 20/21 Fee (incl. GST)	Year 21/22 Fee (incl. GST)	Unit	GST	Pricing Policy
------	----------------------------------	----------------------------------	------	-----	-------------------

Media Surcharge

These charges relate to labour & consumables associated with printing only conditions. All handling & packaging costs will be charged to the client as an additional fee

Specialty papers – photogloss (170gsm)	\$21.40	\$21.95	per AO sheet	N	P
Specialty papers – photogloss (170gsm)	\$10.70	\$10.95	per A1 sheet	N	P
Specialty papers – photogloss (170gsm)	\$5.35	\$5.50	per A2 sheet	N	P

Large Format Scanning

These charges relate to labour & consumables associated with printing only conditions. All handling & packaging costs will be charged to the client as an additional fee

Large Format Scan > 5 scans less 30%	\$32.00	\$33.00	per AO, A1 or A2 sheet	N	P
--------------------------------------	---------	---------	------------------------	---	---

3D Computer Modelling of Proposed Developments in Newcastle CBD

Administration charge for a 3D model not satisfying Council's requirements for lodgement, submitted by the applicant – with the exception of complex developments which will be POA.	\$642.40	\$658.50	per instance	N	P
--	----------	----------	--------------	---	---

This fee will be in addition to the DA fee.

For Council to develop the 3D model to meet Council's requirements – with the exception of complex developments which will be POA.	\$235.60	\$241.50	per hour	N	P
Amendment to the DA involving resubmission of a 3D model not meeting Council's requirements – with the exception of complex developments which will be POA.	\$642.40	\$658.50	per instance	N	P

Major Events & Corporate Affairs

Events Management

Mass Gathering Security Measures	full cost recovery		per event	Y	F
Application Fee – applies to Environment/Health/Community Education/Commemorative related events hosted by a volunteer/Charity/NFP entity	Zero		per event, must not be charging fee to attend or making a profit	Y	Z
Amendment of Event Authorisation – Commercial/Private (includes wedding ceremonies)	\$43.80	\$45.00	per reissue	Y	P
Amendment of Event Authorisation – Community (Charity/NFP)	\$21.95	\$22.50	per reissue	Y	P
Application Fee – Commercial/Private (non-refundable)	\$125.00	\$130.00	per event	Y	P

Applies to events on road reserves and footpaths, public rallies, street parties, equipment, banners, and flag poles.

Name	Year 20/21 Fee (incl. GST)	Year 21/22 Fee (incl. GST)	Unit	GST	Pricing Policy
------	----------------------------------	----------------------------------	------	-----	-------------------

Events Management [continued]

Application Fee – Not for Profit / Charity (non-refundable)	\$63.70	\$65.00	per event	Y	P
Applies to events on road reserves and footpaths, public rallies, street parties, equipment, banners, and flag poles.					
Application Fee – applies to environment/health/community education related events hosted by a volunteer/charity/NFP/Government entity	\$0.00	\$0.00	per event, must not be charging fee to attend or making a profit	N	Z
Commercial Assessment Fees – High Impact	\$629.75	\$646.30	per application	Y	M
Commercial Assessment Fees – Medium Impact	\$314.85	\$323.15	per application	Y	M
Commercial Assessment Fees – Low Impact	\$157.45	\$161.60	per application	Y	M
Bond – Road Reserve/Footpath – Commercial, High Impact	\$6,000.00	\$6,000.00	per application	N	F
Bond – Road Reserve/Footpath – Commercial, Medium Impact	\$3,000.00	\$3,000.00	per application	N	F
Bond – Road Reserve/Footpath – Commercial, Low Impact	\$1,000.00	\$1,000.00	per application	N	F
Bond – Road Reserve/Footpath – Community (Charity/NFP/Government)	\$100.00	\$100.00	per event/activity, applicable based on previous event history	N	P
Usage fee environment/health/community education related events hosted by a volunteer/charity/NFP/Government entity	\$0.00	\$0.00	per event, must not be charging fee to attend or making a profit	Y	P
Determined at Council's discretion					
Road Reserve Low Impact Usage fee – Commercial/Private (including wedding ceremonies)	\$23.30	\$24.00	per hour, 1-2,500 pax, minimum charge two hours	Y	P
Road Reserve Low Impact Usage fee – Community (Charity/NFP/Government)	\$11.90	\$12.30	per hour, 1-2,500 pax, minimum charge two hours	Y	P
Road Reserve Low Impact Usage fee – Commercial/Private (including wedding ceremonies)	\$163.20	\$167.40	per day (8+ hours), 1-2,500 pax	Y	P
Road Reserve Low Impact Usage fee – Community (Charity/NFP)	\$83.15	\$85.40	per day (8+ hours), 1-2,500 pax	Y	P
Road Reserve Medium Impact Usage fee – Commercial/Private (including wedding ceremonies)	\$95.65	\$98.10	per hour, 2,500-6,000 pax	Y	P
Road Reserve Medium Impact Usage fee – Community (Charity/NFP)	\$48.75	\$50.20	per hour, 2,500-6,000 pax	Y	P

Name	Year 20/21 Fee (incl. GST)	Year 21/22 Fee (incl. GST)	Unit	GST	Pricing Policy
------	----------------------------------	----------------------------------	------	-----	-------------------

Events Management [continued]

Road Reserve Medium Impact Usage fee – Commercial/Private (including wedding ceremonies)	\$669.10	\$686.60	per day (8+ hours), 2,500-6,000 pax	Y	P
Road Reserve Medium Impact Usage fee – Community (Charity/NFP)	\$341.25	\$349.90	per day (8+ hours), 2,500-6,000 pax	Y	P
Road Reserve High Impact Usage fee – Commercial/Private (including wedding ceremonies)	\$300.55	\$308.20	per hour, 6,000+ pax	Y	P
Road Reserve High Impact Usage fee – Commercial/Private (including wedding ceremonies)	\$2,103.15	\$2,156.50	per day (8+ hours), 6,000+ pax	Y	P
Road Reserve High Impact Usage fee – Community (Charity/NFP)	\$1,072.10	\$1,099.10	per day (8+ hours), 6,000+ pax	Y	P
Bump In/Out Fees	50% of the above calculated fee		per event	Y	P
Commercial Usage Fee – Flag Poles and Banners	\$21.00	\$21.70	per pole per week	Y	P
Community/Not for Profit Usage Fee – Flag Poles and Banners	\$10.50	\$10.85	per banner per week	Y	P
CN Sponsored/Supported Events – Flag Poles and Banners Usage Fee	\$0.00	\$0.00	per banner per week	N	Z
Amendment Fee – Commercial/Private (includes wedding ceremonies)	\$41.95	\$43.40	per reissue	Y	P
Amendment Fee – Community (Charity/NFP)	\$21.00	\$21.70	per reissue	Y	P
Security Patrol of Event		full cost	per patrol	Y	F
Water Access (if meter available)	\$3.00	\$3.55	per kilolitre	Y	P
Water Access	\$10.30	\$10.85	per day	Y	F
Electrical Access – Single Phase	\$58.80	\$61.75	per day	Y	P
Electrical Access – Three Phase	\$173.20	\$181.70	per day	Y	P
Public Notifications – Administration Fee	\$125.00	\$130.00	per application	Y	P
Public Notifications – Letterbox Drops, Signage, Advertising		full cost	per occasion	Y	F
Equipment Hire – High Impact Events	\$800.00	\$825.00	per application	Y	P
Equipment Hire Bond – High Impact Events	\$1,500.00	\$1,500.00	per application	N	P
Equipment Hire – Medium Impact Events	\$500.00	\$525.00	per application	Y	P
Equipment Hire Bond – Medium Impact Events	\$750.00	\$750.00	per application	N	P
Equipment Hire – Low Impact Events	\$0.00	\$0.00	per application	Y	Z
Equipment Hire Bond – Low Impact Events	\$375.00	\$375.00	per application	N	P

Name	Year 20/21 Fee (incl. GST)	Year 21/22 Fee (incl. GST)	Unit	GST	Pricing Policy
------	----------------------------------	----------------------------------	------	-----	-------------------

Events Management Non-Compliance

Application related documentation not provided within 7 days of request – Commercial/Private (including wedding ceremonies)	\$241.65	\$252.45	per breach	Y	P
Application related documentation not provided within 7 days of request – Community (Charity/NFP)	\$120.80	\$126.20	per breach	Y	P
Late Application Fee (<3 days notice) (non-refundable)	\$241.65	\$252.45	per event	Y	P
Late Application Fee (<3 days notice) Charities/NFP/Schools (non-refundable)	\$120.80	\$126.20	per event	Y	P
Late Application Fee – Commercial/Private (including wedding ceremonies)	\$241.65	\$252.45	<3 days notice	Y	P
Late Application Fee – Community (Charity/NFP)	\$120.80	\$126.20	<3 days notice	Y	P
Breach of Licence Conditions	\$500.00	\$550.00	per breach	Y	P
Event/Activity Promotion without approval	\$377.85	\$388.80	per occasion	Y	P
Unlicensed Event/Activity	\$377.85	\$388.80	per occasion	Y	P
Keys not returned	\$500.00	\$550.00	per licence	Y	P
Storage of containers, sheds or other structure without approval	\$500.00	\$550.00	per occasion	Y	P
Installation of signage without approval	\$500.00	\$550.00	per occasion	Y	P
Damage to facilities/grounds	full cost recovery		per occasion	Y	F
Clean up and Park Services – Weekdays (Business Hours)	\$300 or full cost recovery, whichever is greater		per site	Y	F
Clean up and Park Services – After Hours	\$300 or full cost recovery, whichever is greater		per site	Y	F

Name	Year 20/21 Fee (incl. GST)	Year 21/22 Fee (incl. GST)	Unit	GST	Pricing Policy
------	----------------------------------	----------------------------------	------	-----	-------------------

Infrastructure & Property

Civil Construction & Maintenance

Tree Management

Application fee for all private tree removal applications inclusive of 1-3 trees	\$87.00	\$89.00		N	P
Permit for private tree removal					
Fee per tree for applications for each additional tree > 3 Trees or no replacement tree	\$24.00	\$25.00	per tree plus application fee	N	P
Permit for private tree removal					
Street Tree Planting for Driveways or compensatory planting		POA	per application	N	P
Tree work on Public Land Application		POA	per application	N	P
Application fee for removal of private native vegetation without trees	\$87.00	\$89.00	per application	N	P

Local Roads

Works Within Road Reserve

Installation of rail, pipe, wire, or cable in, on, or over a public road or place		\$300 minimum	per km or part thereof per annum	N	P
Permit fee for Road Opening – incl Public utilities, Private Contractors, etc.	\$151.00	\$155.00	up to 2 inspections	N	P
Permit Fee is additional to restoration charges.					
Additional Inspection Fee	\$97.00	\$99.00	each additional inspection	N	P
Additional Inspection Fee applies if additional inspections are required due to: - i scale of the works ii programming of the works iii failure to comply with Council's approval conditions.					
Driveway Crossing	\$228.00	\$234.00	up to 2 inspections	N	P
Additional Inspection Fee	\$97.00	\$99.00	each additional inspection, or for each additional driveway	N	P

Additional Inspection Fee applies if additional inspections are required due to: -
i scale of the works
ii programming of the works
iii failure to comply with Council's approval conditions.

OR

If there is multiple driveways at one location, the additional inspection fee is per additional driveway.

Name	Year 20/21 Fee (incl. GST)	Year 21/22 Fee (incl. GST)	Unit	GST	Pricing Policy
Carriageways – Gravel or Earth	\$131.00	\$134.00	m2	N	P
Carriageways – Gravel or Earth	\$284.00	\$291.00	minimum	N	P
Carriageways – Asphaltic Concrete	\$366.00	\$375.00	m2 – for < 10m2	N	P
Carriageways – Asphaltic Concrete	\$534.00	\$547.00	minimum	N	P
Carriageways – Concrete		POA	> 10m2 restoration to be carried out at cost	N	P
Footways – Gravel or Earth		POA	any restoration at full cost	N	P
Footways – Asphaltic Concrete	\$242.00	\$248.00	m2 – for < 10m2	N	P
Footways – Asphaltic Concrete	\$461.00	\$473.00	minimum	N	P
Footways – Asphaltic Concrete		POA	> 10m2 restoration to be carried out at cost	N	P
Footways – Concrete	\$398.00	\$408.00	m2	N	P
Footways – Concrete	\$538.00	\$551.00	minimum	N	P
Footways – Brick Paving	\$328.00	\$336.00	m2 plus cost of new pavers	N	P
Any pavers removed to be returned to The City of Newcastle Works Depot.					
Brick Paving	\$538.00	\$551.00	minimum	N	P
Any pavers removed to be returned to The City of Newcastle Works Depot.					
Concrete Driveways – 100 mm thick R.C.	\$398.00	\$408.00	m2	N	P
Concrete Driveways – 100 mm thick R.C.	\$538.00	\$551.00	minimum	N	P
Concrete Driveways – 125 mm thick R.C.	\$433.00	\$444.00	m2	N	P
Concrete Driveways – 125 mm thick R.C.	\$558.00	\$572.00	minimum	N	P
Concrete Driveways – 150mm thick R.C.	\$447.00	\$458.00	m2	N	P
Concrete Driveways – 150mm thick R.C.	\$576.00	\$590.00	minimum	N	P
Kerb and Gutter – Restoration	\$309.00	\$317.00	per L/m or part thereof	N	P
Kerb and Gutter – Kerb Restoration for 100mm Pipe	\$425.00	\$436.00	each	N	P
Driveway Construction		POA	restoration to be carried out at cost	N	M

Name	Year 20/21 Fee (incl. GST)	Year 21/22 Fee (incl. GST)	Unit	GST	Pricing Policy
------	----------------------------------	----------------------------------	------	-----	-------------------

Property & Facilities

Pest & Weed

Noxious Weeds

Inspection of Plant/Equipment for contamination of Noxious Weeds	\$162.25	\$166.35	per hour (minimum of 1 hour)	N	P
--	----------	----------	---------------------------------	---	---

Certificate of Advice of Weed Control Notice

Certificate of Advice of Weed Control Notice	\$291.90	\$299.20	per certificate	N	P
--	----------	----------	-----------------	---	---

Graffiti

Graffiti Removal Services

Fee for removal of graffiti	\$63.05	\$64.65	per square metre	Y	P
-----------------------------	---------	---------	------------------	---	---

Leasing & Roads

Lease of Council Owned Commercial Properties

Administration Fee	\$684.15	\$701.25	per lease (periods up to 5yrs)	Y	P
--------------------	----------	----------	-----------------------------------	---	---

Includes 4 hours Council staff time (Non-Refundable)

Administration Fee	\$925.55	\$948.70	per lease (periods over 5yrs)	Y	P
--------------------	----------	----------	----------------------------------	---	---

Includes 5.5 Hours Council staff time (Non-Refundable)

Administration Fee – hours in excess of included Council staff time	\$161.00	\$165.05	per hour	Y	P
---	----------	----------	----------	---	---

Requests for Deeds of Consent (variation to lease or licence)	\$804.85	\$825.00	per request	Y	P
---	----------	----------	-------------	---	---

Includes 4 hours Council staff time

Requests for Deeds of Consent (variation to lease or licence) – Hours in excess of 4 hours	\$161.00	\$165.05	per hour	Y	P
--	----------	----------	----------	---	---

Key Replacement Fee	\$80.50	\$82.55	per request	Y	P
---------------------	---------	---------	-------------	---	---

Land Classification – Confirmation Letter	\$40.30	\$41.35	per property	N	P
---	---------	---------	--------------	---	---

Land Register Extract – per entry	\$40.30	\$41.35	per entry	N	P
-----------------------------------	---------	---------	-----------	---	---

Administration fee not elsewhere indicated – no Report to Council	\$684.15	\$701.25	per request	Y	P
---	----------	----------	-------------	---	---

Includes up to 5 hours Council staff time (non refundable)

Name	Year 20/21 Fee (incl. GST)	Year 21/22 Fee (incl. GST)	Unit	GST	Pricing Policy
------	----------------------------------	----------------------------------	------	-----	-------------------

Lease of Council Owned Commercial Properties [continued]

Administration fee not elsewhere indicated – Report to Council	\$1,502.45	\$1,540.05	per request	Y	P
Includes 8 hours of staff time (non-refundable)					
Administration Fee – hours in excess of included Council staff time	\$161.00	\$165.05	per hour	Y	P

Awning Occupation Over Public Roads (DCP 7.10)

No charge for occupation deemed in the public interest		NIL	per occasion	N	M
--	--	-----	--------------	---	---

Balconies or Private Occupation Over Public Roads (DCP 7.10)

One-off user charge for occupation of air space over road area: Amount (\$) = Area of Balcony (m2) x valuation of land (\$m2)		based on calculation	per occasion	N	M
---	--	----------------------	--------------	---	---

Occupation Use of a Public Road or Public Place

Processing fee for application & issue of section 138 consent or short term lease.	\$487.45	\$499.65	per application	N	P
Includes up to 8 hours of Council staff time					
Processing fee for application & issue of section 138 consent or short term lease – hours in excess of Council staff time	\$48.45	\$49.70	per hour	N	P

Section 138 consents for occupation use for structures in, on or over Public Road or Public Place

If valuation is required it is to be at applicants cost.

Other charges e.g. survey, legal, external valuation fees etc. will be borne on applicant

Fee to be based on area to be occupied x average land valuation (\$m2) discounted by 50% due to the nature of the grant		based on calculation, (minimum fee of \$1,000)	per consent (periods up to 20 years)	N	P
For occupations under the surface of the ground, e.g. pipes and wires					
Market Comparable annual fee		based on calculation, (minimum fee of \$1,000)	per consent (periods up to 20 years)	N	P
For occupations above ground for structures on or over the road					

Section 153 short term leases of unused public roads

If valuation is required it is to be at applicants cost.

Other charges e.g. survey, legal, external valuation fees etc. - These charges will be at cost to Council or borne on applicant

Name	Year 20/21 Fee (incl. GST)	Year 21/22 Fee (incl. GST)	Unit	GST	Pricing Policy
------	----------------------------------	----------------------------------	------	-----	-------------------

Section 153 short term leases of unused public roads [continued]

Market Comparable annual fee		based on calculation, (minimum fee of \$1,000)	per lease (periods up to 5 years)	N	P
------------------------------	--	---	---	---	---

Closure and Sale of a Public Road (Council and Crown)

Application and Initial Investigation Fee	\$804.85	\$825.00	per request	N	P
---	----------	----------	-------------	---	---

Includes up to 5 hours Council staff time (non-refundable).

This fee will be deducted from the Administration fee if Road Closure proceeds. Other charges e.g. survey, legal, external valuation fees etc. - These charges will be at cost to Council or borne on applicant

Investigation Fee – Hours in excess of Council staff time	\$161.00	\$165.05	per hour	N	P
---	----------	----------	----------	---	---

Other charges e.g. survey, legal, external valuation fees etc. - These charges will be at cost to Council or borne on applicant

Administration Fee	\$3,219.45	\$3,299.95	per request	N	P
--------------------	------------	------------	-------------	---	---

Includes up to 20 hours Council staff time. Other charges e.g. survey, legal, external valuation fees etc. - These charges will be at cost to Council or borne on applicant

Administration Fee – Hours in excess of Council staff time	\$161.00	\$165.05	per hour	N	P
--	----------	----------	----------	---	---

Includes up to 16 hours Council staff time. Other charges e.g. survey, legal, external valuation fees etc. - These charges will be at cost to Council or borne on applicant

Strategic Property

External Consultancy Services

Strategic Property Advice per hour – Compulsory acquisition advice, Negotiations etc.	\$201.25	\$206.30	per hour	Y	P
Property Matters per hour – Statutory advice in relation to road closures, footway dining and reclassification etc.	\$161.00	\$165.05	per hour	Y	P
Property Administration per hour	\$80.50	\$82.55	per hour	Y	P

Fees to Other Parties

All advertising associated with property matters will be at cost incurred to Council		full cost	per instance	Y	P
--	--	-----------	--------------	---	---

Property Asset Management – Miscellaneous Charges

Administration Fee – Extinguishment/Variation to Restrictive Covenants & Easements etc. and Requests for new Easements	\$2,709.80	\$2,777.55	per request	Y	P
--	------------	------------	-------------	---	---

Includes up to 13 hours Council staff time (non-refundable)

Other charges e.g. survey, legal, external valuation fees etc. - These charges will be at cost to Council or borne on applicant

Name	Year 20/21 Fee (incl. GST)	Year 21/22 Fee (incl. GST)	Unit	GST	Pricing Policy
------	----------------------------------	----------------------------------	------	-----	-------------------

Property Asset Management – Miscellaneous Charges [continued]

Administration Fee – Extinguishment/Variation to Restrictive Covenants & Easements etc. and Requests for new Easements – Hours in excess of Council staff time (non-refundable)	\$161.00	\$165.05	per hour	Y	P
---	----------	----------	----------	---	---

Sale of Scattered Lots – General

Investigation Fee Includes up to 3.5 hours Council staff time (non-refundable)	\$241.45	\$247.50	per request	Y	P
Investigation Fee – hours in excess of Council staff time	\$161.00	\$165.00	per hour	Y	P
Administration Fee Includes up to 5 hours Council staff time (non-refundable)	\$804.85	\$825.00	per property	Y	P
Administration Fee – Hours in excess Council staff time Includes up to 5 hours Council staff time (non-refundable)	\$161.00	\$165.00	per hour	Y	P
Requests for Deeds of Variation Includes up to 4 hours Council staff time	\$804.85	\$825.00	per request	Y	P
Requests for Deeds of Variation – Hours in excess of Council staff time	\$161.00	\$165.00	per hour	Y	P

Cemeteries

Minmi Cemetery

Order for Interment – Burial (Burial Permit) Now includes soil removal fee	\$450.00	\$461.00	per interment	N	F
Order for Interment – Ashes (Burial Permit) Now separate to permit for burials	\$240.00	\$246.00	per interment	N	F
Restoration/Additional Inscription	\$250.00	\$258.00	per plot	Y	F
Permission to erect head headstone – with piers	\$250.00	\$256.00	per plot	N	F
Permission to erect full monument – with piers	\$270.00	\$277.00	per plot	N	F
Unapproved monument fee Monument erected without permission, in the wrong location or not in line with approved plans	\$400.00	\$410.00	1st Offence	N	F
Unapproved monument fee Monument erected without permission, in the wrong location or not in line with approved plans	\$700.00	\$718.00	2nd Offence	N	F
Unapproved monument fee Monument erected without permission, in the wrong location or not in line with approved plans	\$1,300.00	\$1,332.00	3rd Offence	N	F
Exhumation Fee	\$625.00	\$640.00	per exhumation	Y	F
Information Retrieval Fee	\$50.00	\$56.00	per enquiry	Y	F

Name	Year 20/21 Fee (incl. GST)	Year 21/22 Fee (incl. GST)	Unit	GST	Pricing Policy
------	----------------------------------	----------------------------------	------	-----	-------------------

Minmi Cemetery [continued]

Reissue of a Perpetual Interment Right (Burial Licence) or Order for Interment (Burial Permit)	\$40.00	\$41.00	per enquiry	N	F
Transfer of Perpetual Interment Right (Burial Licence)	\$110.00	\$113.00	per transfer	N	F
Transfer of Perpetual Interment Right – completed at same time as Order for Interment	\$40.00	\$41.00	per transfer	N	F
Transfer to be completed where deceased is the current Interment Right Holder					

Wallsend Cemetery

Perpetual Interment Right (Burial Licence) – Monumental	\$1,600.00	\$1,640.00	per plot	Y	F
Perpetual Interment Right (Burial Licence) – Lawn Beam	\$1,650.00	\$1,693.00	per plot	Y	F
Order for Interment – Burial (Burial Permit)	\$450.00	\$461.00	per interment	N	F
Now includes soil removal fee and a Marker - Name and Dates only					

Order for Interment – Burial (Burial Permit) – Muslim & Free Serbian Orthodox Portions	\$490.00	\$502.00	per interment	N	F
Now includes soil removal fee and a Marker - Name and Dates only. Additional soil top up required in these areas.					

Order for Interment – Ashes (Burial Permit)	\$245.00	\$251.00	per interment	N	F
Niche space – Perpetual Interment Right (Burial Licence)	\$640.00	\$656.00	per plot	Y	F
Niche Wall Plaque (includes installation & interment of ashes) without Service	\$590.00	\$605.00	per plaque (8 lines)	Y	F
Niche Wall Plaque (includes installation & interment of ashes) with Service	\$690.00	\$707.00	per plaque (8 lines)	Y	F
Extra Line Inscription on Plaque	\$70.00	\$72.00	per line	Y	F
Inclusion of Emblem/Ceramic Photo/Perpetual Flower on Plaque or Plinth	\$135.00	\$138.00	per emblem	Y	F
Inclusion of Gold Text on Plaque or Plinth	\$170.00	\$174.00	per emblem	Y	F
Bronze Perpetual Flower Emblem	\$115.00	\$118.00	per emblem	Y	F
Removal of Ashes from Niche Wall	\$340.00	\$348.00	per removal	Y	F
Removal of Ashes from Memorial Garden Suite	\$340.00	\$348.00	per removal	Y	F
Memorial Garden Place – Perpetual Interment Right (Burial Licence)	\$700.00	\$718.00	per plot	Y	F
Memorial Garden Plinth (includes installation & interment of ashes)	\$830.00	\$851.00	per plot	Y	F
Inclusion of Motif on Bronze Plaque	\$70.00	\$72.00	per emblem	Y	F
Memorial Plaque – Memorial Butterfly Tree	\$400.00	\$410.00	per plaque	Y	F
Memorial Plaque – End of Ash Wall	\$400.00	\$410.00	per plaque	Y	F
Permission to erect head stone with piers	\$250.00	\$255.00	per plot	N	F
Now Includes soil removal					

Permission to erect headstone on Lawn Beam	\$250.00	\$256.00	per plot	N	F
--	----------	----------	----------	---	---

Name	Year 20/21 Fee (incl. GST)	Year 21/22 Fee (incl. GST)	Unit	GST	Pricing Policy
------	----------------------------------	----------------------------------	------	-----	-------------------

Wallsend Cemetery [continued]

Permission to erect full monument with piers Includes soil removal	\$270.00	\$277.00	per plot	N	F
Memorial Bench Seat	\$3,100.00	\$3,178.00	installation and maintenance for 10 years	N	F
Restoration/Additional Inscription	\$250.00	\$256.00	per plot	Y	F
Transfer of Perpetual Interment Right (Burial Licence)	\$110.00	\$113.00	per transfer	N	F
Transfer of Perpetual Interment Right – completed at same time as Order for Interment	\$40.00	\$41.00	per transfer	N	F
Transfer to be completed where deceased is the current Interment Right Holder					
Information Retrieval Fee	\$50.00	\$51.00	per enquiry	N	F
Reissue of a Perpetual Interment Right (Burial Licence) or Order for Interment (Burial Permit)	\$40.00	\$41.00	per enquiry	N	F
Exhumation Fee	\$625.00	\$641.00	per exhumation	Y	F
Unapproved monument fee Monument erected without permission, in the wrong location or not in line with approved plans	\$400.00	\$410.00	1st Offence	N	F
Unapproved monument fee Monument erected without permission, in the wrong location or not in line with approved plans	\$700.00	\$718.00	2nd Offence	N	F
Unapproved monument fee Monument erected without permission, in the wrong location or not in line with approved plans	\$1,300.00	\$1,332.00	3rd Offence	N	F

Stockton Cemetery

Perpetual Interment Right (Burial Licence) – Monumental	\$1,600.00	\$1,640.00	per plot	Y	F
Perpetual Interment Right (Burial Licence) – Lawn Beam	\$1,650.00	\$1,691.00	per plot	Y	F
Order for Interment – Burial (Burial Permit)	\$450.00	\$461.00	per interment	N	F
Now includes soil removal fee and a Marker - Name and Dates only					
Order for Interment – Ashes (Burial Permit)	\$240.00	\$246.00	per interment	N	F
Niche Place – Burial Licence (immediate use or reservation)	\$650.00	\$668.00	per plot	Y	F
Niche Wall Plaque (includes installation & interment of ashes) without Service	\$650.00	\$668.00	per plaque (8 lines)	Y	F
Extra Line Inscription on Plaque	\$0.00	\$72.00	per line	N	
Extra Line Inscription on Plaque					
Niche Wall Plaque (includes installation & interment of ashes) with Service	\$750.00	\$769.00	per plaque (8 lines)	Y	F
Memorial Plaque	\$400.00	\$410.00	per plaque (8 lines)	Y	F
Niche wall (memorial plaque only no niche space)					

Name	Year 20/21 Fee (incl. GST)	Year 21/22 Fee (incl. GST)	Unit	GST	Pricing Policy
------	----------------------------------	----------------------------------	------	-----	-------------------

Stockton Cemetery [continued]

Inclusion of Emblem/Ceramic Photo/Perpetual Flower on Plaque or Plinth	\$135.00	\$138.00	per item	Y	F
Permission to erect head stone with piers	\$250.00	\$256.00	per plot	N	F
Now includes soil removal					
Permission to erect headstone on Lawn Beam	\$250.00	\$256.00	per plot	N	F
Permission to erect full monument with piers	\$270.00	\$277.00	per plot	N	F
Now includes soil removal					
Memorial Bench Seat	\$3,100.00	\$3,178.00	installation and maintenance for 10 years	N	F
Restoration/Additional Inscription	\$250.00	\$256.00	per plot	Y	F
Transfer of Perpetual Interment Right (Burial Licence)	\$110.00	\$113.00	per transfer	N	F
Transfer of Perpetual Interment Right (Burial Licence) – completed at same time as Order for Interment (Burial Permit)	\$40.00	\$41.00	per transfer	N	F
Transfer to be completed where deceased is the current Interment Right Holder					
Information Retrieval Fee	\$50.00	\$56.00	per enquiry	Y	F
Reissue of a Perpetual Interment Right (Burial Licence) or Order for Interment (Burial Permit)	\$40.00	\$41.00	per enquiry	N	F
Exhumation Fee	\$640.00	\$656.00	per exhumation	Y	F
Unapproved monument fee	\$400.00	\$410.00	1st Offence	N	F
Monument erected without permission, in the wrong location or not in line with approved plans					
Unapproved monument fee	\$700.00	\$718.00	2nd Offence	N	F
Monument erected without permission, in the wrong location or not in line with approved plans					
Unapproved monument fee	\$1,300.00	\$1,332.00	3rd Offence	N	F
Monument erected without permission, in the wrong location or not in line with approved plans					

Additional Fees

At Need Plot – Non-Standard – Perpetual Interment Right (Burial Licence)	\$2,200.00	\$2,255.00	per plot	Y	F
Permit to Undertake Work	\$170.00	\$174.00	each	N	F
Non-scheduled Inductions	\$60.00	\$62.00	per session	N	F
For site inductions requested outside scheduled sessions.					
Introduction of new cemetery products/services (garden, wall and plot) subject to size, type of material and installation costs		POA	per item	Y	F

Community Facilities

The below fees relate to all community facilities.

Name	Year 20/21 Fee (incl. GST)	Year 21/22 Fee (incl. GST)	Unit	GST	Pricing Policy
------	----------------------------------	----------------------------------	------	-----	-------------------

Community Facilities [continued]

Cancellation Fee			per booking	N	
Cancellation fees less than 48 hours' notice –The full hire fee and cleaning fee will be charged. One week to 48 hours' notice – 50% of the hire fee will be charged.					
Cleaning Fee	\$86.60	\$96.20	per function	Y	P
Cleaning Fee applicable to all Casual hire and where food & drink served					
Facility Hire – Key Bond (non-refundable if key lost)	\$110.00	\$110.00	per bookings	N	P
Facility Hire – Security Bond (Casual hire -Low risk)	\$0.00	\$300.00	per booking	N	
Facility Hire – Security Bond (Casual or regular hire – High Risk)	\$600.00	\$600.00	per high risk booking	N	P
Facility Hire – Security Bond (Regular hire – Low Risk)	\$200.00	\$200.00	per not for profit/low risk booking	N	P
Storage Fee – locked cupboard	\$10.30	\$10.55	per cupboard per month	Y	P
General Hire – can include Hall, Meeting, Office or Storage space		POA	per 1hr session	Y	P
For hire of a Community Facility site other than those specifically listed below.					

Community Centres

Alice Ferguson Community Centre

Charity / Not for Profit – Half Hall	\$7.30	\$7.50	per 1hr session	Y	P
Charity / Not for Profit – Main Hall	\$10.30	\$10.60	per 1hr session	Y	P
Charity / Not for Profit – Meeting Room	\$6.20	\$6.40	per 1hr session	Y	P
Commercial / Private Hire – Half Hall	\$25.80	\$26.50	per 1hr session	Y	P
Commercial / Private Hire – Kitchen	\$27.90	\$28.60	per 1hr session	Y	P
Commercial / Private Hire – Main Hall	\$43.30	\$44.40	per 1hr session	Y	P
Commercial / Private Hire – Meeting Room	\$12.40	\$12.80	per 1hr session	Y	P

Elmore Vale Community Centre

Charity / Not for Profit – Main Hall	\$20.60	\$21.20	per 1hr session	Y	P
Charity / Not for Profit – Meeting Room	\$10.30	\$10.60	per 1hr session	Y	P
Commercial / Private Hire – Main Hall	\$27.90	\$28.60	per 1hr session	Y	P

Name	Year 20/21 Fee (incl. GST)	Year 21/22 Fee (incl. GST)	Unit	GST	Pricing Policy
------	----------------------------------	----------------------------------	------	-----	-------------------

Elermore Vale Community Centre [continued]

Commercial / Private Hire – Meeting Room	\$15.50	\$15.90	per 1hr session	Y	P
Commercial/ Private Hire – Office Space	\$8.30	\$8.60	per 1hr session	Y	P
Commercial/ Private Hire – Office Space	\$53.60	\$55.00	per day	Y	P

Fletcher Community Centre

Charity/ Not for Profit – Main Function Room	\$20.60	\$21.20	per 1hr session	Y	P
Charity/ Not for Profit – Meeting Room 1 (large meeting room)	\$15.50	\$15.90	per 1hr session	Y	P
Charity/ Not for Profit – Meeting Room 2 (small meeting room)	\$10.30	\$10.60	per 1hr session	Y	P
Commercial / Private Hire – Main Function Room	\$33.00	\$33.90	per 1hr session	Y	P
Commercial / Private Hire – Meeting Room 1 (large meeting room)	\$20.60	\$21.20	per 1hr session	Y	P
Commercial / Private Hire – Meeting Room 2 (small meeting room)	\$15.50	\$15.90	per 1hr session	Y	P

Jesmond Neighbourhood Centre

Charity / Not for Profit – Main Hall – Function Hire	\$20.60	\$21.20	per 1hr session	Y	P
Charity / Not for Profit – Main Hall – meetings, workshops, etc.	\$15.50	\$15.90	per 1hr session	Y	P
Charity / Not for Profit – Meeting Room	\$13.40	\$13.80	per 1hr session	Y	P
Charity / Not for Profit – Office Space	\$3.10	\$3.20	per 1hr session	Y	P
Charity / Not for Profit – Office Space	\$21.70	\$22.30	per day	Y	P
Commercial / Private Hire – Main Hall	\$33.00	\$33.90	per 1hr session	Y	P
Commercial / Private Hire – Meeting Room	\$18.60	\$19.10	per 1hr session	Y	P
Commercial/ Private Hire – Office Space	\$8.30	\$9.00	per 1hr session	Y	P
Commercial/ Private Hire – Office Space	\$53.60	\$55.00	per day	Y	P

Maryland Multipurpose Centre (Neighbourhood and Conference Buildings)

Charity / Not for Profit – Activities Room (Conference Centre) – Function Hire	\$20.60	\$21.20	per 1hr session	Y	P
Charity / Not for Profit – Activities Room (Conference Centre) – meetings, workshops, etc.	\$15.50	\$15.90	per 1hr session	Y	P
Charity / Not for Profit – Main Hall (Neighbourhood) – Function Hire	\$20.60	\$21.20	per 1hr session	Y	P
Charity / Not for Profit – Main Hall (Neighbourhood) – meetings, workshops, etc.	\$15.50	\$15.90	per 1hr session	Y	P

Name	Year 20/21 Fee (incl. GST)	Year 21/22 Fee (incl. GST)	Unit	GST	Pricing Policy
------	----------------------------------	----------------------------------	------	-----	-------------------

Maryland Multipurpose Centre (Neighbourhood and Conference Buildings) [continued]

Charity / Not for Profit – Meeting Room (Conference Centre)	\$15.50	\$15.90	per 1hr session	Y	P
Charity / Not for Profit – Social Room (Conference Centre)	\$15.50	\$15.90	per 1hr session	Y	P
Charity / Not for Profit – Office Space	\$3.10	\$3.20	per 1hr session	Y	P
Charity / Not for Profit – Office Space – per day	\$21.70	\$22.30	per day	Y	P
Commercial / Private Hire – Activities Room (Conference Centre)	\$33.00	\$33.90	per 1hr session	Y	P
Commercial / Private Hire – Main Hall (Neighbourhood)	\$33.00	\$33.90	per 1hr session	Y	P
Commercial / Private Hire – Meeting Room (Conference Centre)	\$20.60	\$21.20	per 1hr session	Y	P
Commercial / Private Hire – Social Room (Conference Centre)	\$20.60	\$21.20	per 1hr session	Y	P
Commercial/ Private Hire – Office Space – per hour	\$5.20	\$5.40	per 1hr session	Y	P
Commercial/ Private Hire – Office Space – per day	\$33.00	\$33.90	per day	Y	P

New Lambton Community Centre

Charity / Not for Profit – Cromwell room	\$8.30	\$8.60	per 1hr session	Y	P
Charity / Not for Profit – Savoy room	\$10.30	\$10.60	per 1hr session	Y	P
Charity / Not for Profit – Main hall	\$15.50	\$15.90	per 1hr session	Y	P
Charity / Not for Profit – Office Space – per hour	\$3.10	\$3.20	per 1hr session	Y	P
Charity / Not for Profit – Office Space – per day	\$21.70	\$22.30	per day	Y	P
Commercial / Private hire – Cromwell room	\$12.40	\$12.80	per 1hr session	Y	P
Commercial / Private hire – Savoy room	\$26.80	\$27.50	per 1hr session	Y	P
Commercial / Private hire – Main hall	\$32.00	\$32.80	per 1hr session	Y	P
Commercial/ Private Hire – Office Space – per hour	\$8.30	\$8.60	per 1hr session	Y	P
Commercial/ Private Hire – Office Space – per day	\$53.60	\$55.00	per day	Y	P

Wallsend Pioneer's Memorial Hall

Charity / Not for Profit – Main Hall	\$27.90	\$28.60	per 1hr session	Y	P
Charity / Not for Profit – Office Space – per hour	\$3.10	\$3.20	per 1hr session	Y	P
Charity / Not for Profit – Office Space	\$21.70	\$22.30	per day	Y	P
Commercial / Private Hire – Main Hall	\$38.20	\$39.20	per 1hr session	Y	P

Name	Year 20/21 Fee (incl. GST)	Year 21/22 Fee (incl. GST)	Unit	GST	Pricing Policy
------	----------------------------------	----------------------------------	------	-----	-------------------

Wallsend Pioneer's Memorial Hall [continued]

Commercial/ Private Hire – Office Space	\$5.20	\$5.40	per 1hr session	Y	P
Commercial/ Private Hire – Office Space	\$33.00	\$33.90	per day	Y	P

Wallsend Railway Goods Shed

Charity / Not for Profit – Meeting Room	\$6.20	\$6.40	per 1hr session	Y	P
Charity / Not for Profit – Office Space	\$3.10	\$3.20	per 1hr session	Y	P
Charity / Not for Profit – Office Space	\$21.70	\$22.25	per day	Y	P
Commercial /Private Hire – Meeting Room	\$10.30	\$10.60	per 1hr session	Y	P
Commercial/ Private Hire – Office Space	\$8.30	\$8.60	per 1hr session	Y	P
Commercial/ Private Hire – Office Space	\$53.60	\$55.00	per day	Y	P

Warabrook – Community Centre

Charity / Not for Profit – Grevillia Room – Office Space	\$3.10	\$3.18	per 1hr session	Y	P
Charity / Not for Profit – Grevillia Room – Office Space	\$21.70	\$22.30	per day	Y	P
Charity / Not for Profit – Magnolia Room	\$15.50	\$15.90	per 1hr session	Y	P
Charity / Not for Profit – Waratah Room	\$13.40	\$13.80	per 1hr session	Y	P
Charity / Not for Profit – Wattle Room	\$13.40	\$13.80	per 1hr session	Y	P
Commercial / Private Hire – Grevillia Room – Office Space	\$53.60	\$55.00	per day	Y	P
Commercial / Private Hire – Grevillia Room – Office Space	\$8.30	\$8.60	per 1hr session	Y	P
Commercial / Private Hire – Magnolia Room	\$20.60	\$21.20	per 1hr session	Y	P
Commercial / Private Hire – Waratah Room	\$15.50	\$15.90	per 1hr session	Y	P
Commercial / Private Hire – Wattle Room	\$15.50	\$15.90	per 1hr session	Y	P

Community Halls

Carrington Community Centre

Charity / Not for Profit – Main Hall	\$10.30	\$10.60	per 1hr session	Y	P
Commercial / Private Hire – Main Hall	\$15.50	\$15.90	per 1hr session	Y	P

Name	Year 20/21 Fee (incl. GST)	Year 21/22 Fee (incl. GST)	Unit	GST	Pricing Policy
------	----------------------------------	----------------------------------	------	-----	-------------------

Elermore Vale Community Hall

Charity / Not for Profit – Main Hall	\$10.30	\$10.60	per 1hr session	Y	P
Commercial / Private Hire – Main Hall	\$15.50	\$15.90	per 1hr session	Y	P

Henderson Park Hall

Community / Not for Profit – Main Hall	\$10.30	\$10.60	per 1hr session	Y	P
Commercial / Private Hire – Main Hall	\$15.50	\$15.90	per 1hr session	Y	P

Henry Park Hall

Charity / Not for Profit – Hall	\$10.30	\$10.60	per 1hr session	Y	P
Commercial / Private Hire – Hall	\$15.50	\$15.90	per 1hr session	Y	P

Minmi Progress Hall

Charity / Not for Profit – Main Hall	\$10.30	\$10.60	per 1hr session	Y	P
Commercial / Private Hire – Main Hall	\$15.50	\$15.90	per 1hr session	Y	P

Tarro-Beresfield Community Hall

Charity / Not for Profit – Main Hall	\$10.30	\$10.60	per 1hr session	Y	P
Commercial / Private Hire – Main Hall	\$15.50	\$15.90	per 1hr session	Y	P

Senior Citizens Centre

Senior Citizens Centre – Mayfield

Community / Not for Profit – Main Hall	\$21.70	\$22.30	per 1hr session	Y	P
Community / Not for Profit – Meeting Room	\$15.50	\$15.90	per 1hr session	Y	P
Commercial / Private Hire – Main Hall	\$37.10	\$38.10	per 1hr session	Y	P
Commercial / Private Hire – Meeting Room	\$21.70	\$22.30	per 1hr session	Y	P
Commercial / Private Hire – Kitchen Only	\$27.90	\$28.60	per 1hr session	Y	P

Name	Year 20/21 Fee (incl. GST)	Year 21/22 Fee (incl. GST)	Unit	GST	Pricing Policy
------	----------------------------------	----------------------------------	------	-----	-------------------

Senior Citizens Centre – Beresfield

Community / Not for Profit – Main Hall with use of kitchen	\$15.50	\$15.90	per 1hr session	Y	P
Commercial / Private Hire – Main Hall	\$21.70	\$22.30	per 1hr session	Y	P
Commercial / Private Hire – Main Hall with use of kitchen	\$27.90	\$28.60	per 1hr session	Y	P
Commercial / Private Hire – Kitchen Only	\$27.90	\$28.60	per 1hr session	Y	P

Senior Citizens Centre – Adamstown

Community / Not for Profit – Main Hall	\$15.50	\$20.60	per 1hr session	Y	P
Commercial / Private Hire – Main Hall	\$21.70	\$33.00	per 1hr session	Y	P

Name	Year 20/21 Fee (incl. GST)	Year 21/22 Fee (incl. GST)	Unit	GST	Pricing Policy
------	----------------------------------	----------------------------------	------	-----	-------------------

City Wide Services

Libraries

The Library may from time to time offer retail products for sale. Prices for these items will be advertised at the time of sale.

Overdue and Lost Stock Fees

Overdue loans of library material including toys (Persons aged 16 years or more)	\$0.50	\$0.00	charge per item per day	N	P
Capped at \$20 per item & \$5 per magazine					
Lost and Damaged Lending Stock items	Full replacement cost or cost of purchase whichever is higher; plus \$10 processing fee.		replacement/reinstatement cost	N	P
	Last YR Fee Full replacement cost or cost of purchase whichever is higher; plus \$9 processing fee.				
Includes \$8 processing administration processing fee					
Lost Library Cards	\$0.00	\$0.00	per card	N	P
Lost and Damaged reference or stack stock items	Full replacement cost or cost of purchase whichever is higher; plus \$26 processing fee.		Replacement / Reinstatement cost	N	M

Printing, Photocopying & Micrographic Copying Services

B&W – A3	\$0.40	\$0.40	per copy	Y	P
B&W – A4	\$0.20	\$0.20	per copy	Y	P
Colour – A3	\$2.00	\$2.00	per copy	Y	P
Colour – A4	\$1.00	\$1.00	per copy	Y	P

Inter Library Loans

ILL charge – Copy from resource	calculated on individual basis	normal ILL charge (dependant on source of ILL) plus \$4 per 25 pages	Y	P
ILL charge – Express	calculated on individual basis	normal ILL charge (dependant on source of ILL) plus \$33	Y	P
2 hour turnaround				

Name	Year 20/21 Fee (incl. GST)	Year 21/22 Fee (incl. GST)	Unit	GST	Pricing Policy
------	----------------------------------	----------------------------------	------	-----	-------------------

Inter Library Loans [continued]

ILL charge – International		calculated on individual basis	normal ILL charge (dependant on source of ILL) plus \$49	Y	P
ILL charge – Rush Request		calculated on individual basis	normal ILL charge (dependant on source of ILL) plus \$16.50	Y	P
24 hour turnaround					
Non-reciprocal Libraries	\$18.50	\$19.00	per request	Y	P
Min Fee of \$19.00 for digital copy, additional charges will apply if item exceeds 25 pages. Flat fee of \$29.00 for mailed items.					
Reciprocal Libraries	\$11.50	\$11.80	per request	Y	P

Makerspace

3D Printing – Kevlar, Carbon Fibre and Fibreglass	\$0.00	\$8.00	per hour (minimum Charge 1 hour)	N	
3D Printing – Standard materials	\$3.60	\$4.00	per hour (minimum Charge 1hr)	Y	P

Exam Invigilation

Exam Invigilation	\$80.00	\$82.00	per hour (minimum charge of 2hrs) plus any applicable room hire fees	Y	F
Fee for exam supervision only. Please refer to venue hire for room charges.					

Libraries Administration

Venue Hire

Digital Library – Hire of Council Chamber area			Price on Application	Y	P
Digital Library – Podcast Room – Recording / Conference / Meeting / Green Screen Hire – Commercial	\$0.00	\$50.00	Per Hour	Y	M
Digital Library – Podcast Room – Recording / Conference / Meeting / Green Screen Hire – Non-Commercial	\$0.00	\$30.00	Per Hour	Y	M

Name	Year 20/21 Fee (incl. GST)	Year 21/22 Fee (incl. GST)	Unit	GST	Pricing Policy
------	----------------------------------	----------------------------------	------	-----	-------------------

Venue Hire [continued]

After Hours Security Bond	\$360.00	\$365.00	per function	N	P
The Libraries Manager reserves the right to require and charge for the use of personnel for opening, closing and security purposes during the hire period if used outside of normal opening hours. Additional cleaning costs may also apply. No GST applicable on Security bond unless forfeited.					
After hours usage by the hour (Applies to Hire outside staffed operating hours))	\$130.00	\$140.00	Additional costs per hour for after hours access	Y	P
The Libraries Manager reserves the right to require and charge for the use of personnel for opening, closing and security purposes during the hire period if used outside of normal opening hours. Additional cleaning costs may also apply. No GST applicable on Security bond unless forfeited.					
Setup and/or Packup	\$65.00	\$70.00	per hour (or part thereof)	Y	P
War Memorial Cultural Centre – Conference Room – Commercial/Government (Staffed operating hours only)	\$70.00	\$75.00	per hour	Y	P
Additional hours incur hourly rate.					
War Memorial Cultural Centre – Conference Room – Non-Commercial (Staffed operating hours only)	\$45.00	\$50.00	per hour	Y	P
Additional hours incur hourly rate.					
War Memorial Cultural Centre – Meet 1 – Commercial/Government (Staffed operating hours only)	\$470.00	\$480.00	per day	Y	P
Additional hours incur hourly rate.					
War Memorial Cultural Centre – Meet 1 – Commercial/Government (Staffed operating hours only)	\$70.00	\$75.00	per hour	Y	P
Additional hours incur hourly rate.					
War Memorial Cultural Centre – Meet 1 – Non-Commercial (Staffed operating hours only)	\$290.00	\$300.00	per day	Y	P
Additional hours incur hourly rate.					
War Memorial Cultural Centre – Meet 1 – Non-Commercial (Staffed operating hours only)	\$45.00	\$50.00	per hour	Y	P
Additional hours incur hourly rate.					
War Memorial Cultural Centre – Lovett Gallery – Conditions apply	\$430.00	\$440.00	per hire	Y	P
Non-Commercial launches incl local authors and exhibitions	\$85.00	\$90.00	per hire + cost of catering	Y	P
War Memorial Cultural Centre – Meet 2 – Commercial/Government (Staffed operating hours only)	\$22.00	\$25.00	per hour	Y	P
Additional hours incur hourly rate.					
War Memorial Cultural Centre – Meet 2 – Non-Commercial (Staffed operating hours only)	\$15.00	\$20.00	per hour	Y	P
Additional hours incur hourly rate.					

Name	Year 20/21 Fee (incl. GST)	Year 21/22 Fee (incl. GST)	Unit	GST	Pricing Policy
New Lambton Library – Meeting Room – Commercial/Government (Staffed operating hours only)	\$22.00	\$25.00	per hour	Y	P
Additional hours incur hourly rate.					
New Lambton Library – Meeting Room – Non-Commercial (Staffed operating hours only)	\$15.00	\$20.00	per hour	Y	P
Additional hours incur hourly rate.					
Wallsend Library – Multi-Function & Heritage Room – Commercial/Government (Staffed operating hours only)	\$125.00	\$130.00	per hour	Y	P
Additional hours incur hourly rate.					
Wallsend Library – Heritage Room – Commercial/Government (Staffed operating hours only)	\$45.00	\$50.00	per hour	Y	P
Additional hours incur hourly rate.					
Wallsend Library – Heritage Room – Non Commercial (Staffed operating hours only)	\$20.00	\$25.00	per hour	Y	P
Additional hours incur hourly rate.					
Wallsend Library – Multi Function Room – Commercial/Government (Staffed operating hours only)	\$520.00	\$535.00	per day	Y	P
Additional hours incur hourly rate.					
Wallsend Library – Multi Function Room – Commercial/Government (Staffed operating hours only)	\$77.00	\$80.00	per hour	Y	P
Additional hours incur hourly rate.					
Wallsend Library – Multi Function Room – Non-Commercial (Staffed operating hours only)	\$335.00	\$345.00	per day	Y	P
Additional hours incur hourly rate.					
Wallsend Library – Multi Function Room – Non-Commercial (Staffed operating hours only)	\$55.00	\$60.00	per hour	Y	P
Additional hours incur hourly rate.					
Wallsend Library – Multi-Function & Heritage Room – Commercial/Government (Staffed operating hours only)	\$680.00	\$695.00	per day	Y	P
Additional hours incur hourly rate.					
Wallsend Library – Multi-Function & Heritage Room – Kitchen Cleaning Fee – User pays on invoice	\$25.00	\$30.00	per hire	Y	P
Additional hours incur hourly rate.					
Wallsend Library – Multi-Function & Heritage Room – Non-Commercial (Staffed operating hours only)	\$470.00	\$480.00	per day	Y	P
Additional hours incur hourly rate.					

Name	Year 20/21 Fee (incl. GST)	Year 21/22 Fee (incl. GST)	Unit	GST	Pricing Policy
------	----------------------------------	----------------------------------	------	-----	-------------------

Venue Hire [continued]

Wallsend Library – Multi-Function & Heritage Room – Non-Commercial (Staffed operating hours only)	\$75.00	\$80.00	per hour	Y	P
Additional hours incur hourly rate.					
Venue Hire other than items listed above	Price on Application		Price on Application	Y	P

Children & Youth

Children's Activities

On-site education with Pepper the Robot			Price on Application	N	P
"10 minute a day" brochure bundle	\$36.00	\$37.00	pkt 100	Y	P
Workshops, events or other programs			per person – minimum	Y	P

Local History

Local History Research

Digitised Imaging: Photo, Graphic, Picture	\$22.00	\$23.00	per image on disk	Y	P
Online Training		Full cost	per hour	Y	P
Research – Commercial/Government	\$85.00	\$90.00	per hour – 1st 20 minutes free	Y	P
Include client interview & consultation, planning, database searching, editing and abstracting					
Research – Non-Commercial	\$43.00	\$45.00	per hour – 1st 20 minutes free	Y	P
Include client interview & consultation, planning, database searching, editing and abstracting					

Monographs

Local History Monographs			each	Y	P
--------------------------	--	--	------	---	---

Reproduction Fees

Advertising, Brochures, Calendars	\$115.00	\$118.00	per image B&W	Y	P
Décor (Hotels offices etc.& display)	\$115.00	\$118.00	per image	Y	P
Internet Reproduction – Commercial	\$115.00	\$118.00	no time period specified	Y	P
Pictures held by Local History section Newcastle Region Library	Price on Application		commercial use – per image	Y	P

Name	Year 20/21 Fee (incl. GST)	Year 21/22 Fee (incl. GST)	Unit	GST	Pricing Policy
------	----------------------------------	----------------------------------	------	-----	-------------------

Beresfield Child Care Centre

Long Day Care – 10.5 hour session	\$105.00	\$109.00	per child per day Ducklings and Koalas Rooms	N	M
Long Day Care – 9 hour session	\$103.00	\$107.00	per child per session Ducklings and Koalas Rooms	N	M
Long Day Care – 10.5 hour session	\$102.00	\$106.00	per child per day Investigators and Researchers rooms	N	M
Long Day Care – 9 hour session	\$100.00	\$104.00	per child per session Investigators and Reasearcher s Rooms	N	M
Long Day Care – Planned Absence – 10.5 hour session	\$50.00	\$52.00	per child per day Ducklings and Koalas Rooms	N	M
Planned absence fee available for children who will be away from the centre. 2 weeks notice is required and this fee is only applicable to absences in one week increments up to a maximum of 2 weeks where a child is absent for all of the enrolled days in a week (Monday to Friday)					
Long Day Care – Planned Absence – 9.5 hour session	\$49.00	\$51.00	per child per session Ducklings and Koalas Rooms	N	M
Planned absence fee available for children who will be away from the centre. 2 weeks notice is required and this fee is only applicable to absences in one week increments up to a maximum of 2 weeks where a child is absent for all of the enrolled days in a week (Monday to Friday)					
Long Day Care – Planned Absence – 10.5 hour session	\$48.50	\$50.50	per child per day Investigators and Researchers rooms	N	M
Planned absence fee available for children who will be away from the centre. 2 weeks notice is required and this fee is only applicable to absences in one week increments up to a maximum of 2 weeks where a child is absent for all of the enrolled days in a week (Monday to Friday)					
Long Day Care – Planned Absence – 9.5 hour session	\$47.50	\$49.50	per child per day Investigators and Researchers rooms	N	M
Planned absence fee available for children who will be away from the centre. 2 weeks notice is required and this fee is only applicable to absences in one week increments up to a maximum of 2 weeks where a child is absent for all of the enrolled days in a week (Monday to Friday)					
Administration Fee	\$30.00	\$30.00	per child per year	N	P

Name	Year 20/21 Fee (incl. GST)	Year 21/22 Fee (incl. GST)	Unit	GST	Pricing Policy
------	----------------------------------	----------------------------------	------	-----	-------------------

Beresfield Child Care Centre [continued]

Late pickup fee	\$11.00	\$11.00	first 5 mins or part thereof	N	M
Late pickup fee	\$1.10	\$1.10	per minute after first 5 minutes	N	M
Enrolment Deposit	\$107.00	\$107.00	per child	N	M
Hat	\$10.00	\$10.00		Y	P
If child attends centre without suitable head covering, they will be supplied with a hat at listed cost for Sun Safety protection					
Security access card deposit	\$20.00	\$20.00	per card	N	P
Laundry Fee	\$5.80	\$5.80	per child	N	M
Administration Fee – Late Payment	\$12.00	\$12.00	per child	N	M

Waste Services

Some or all of the items listed may not be available or acceptable due to operating requirements or product availability.

Site management reserves the right to refuse to receive and/or load vehicles at any times and/or for any reason.

CN may reduce fees for Customers that fall into the category of Large Commercial Waste Operators.

Landfill & Resource Recovery

Waste Disposal & Recycling

100% Garden Waste – excluding stumps (no food)	\$135.40	\$138.80	per tonne (minimum charge \$22.50)	Y	M
General Solid Waste – Mixed	\$303.00	\$310.60	per tonne (minimum charge \$47)	Y	M
Soil – Virgin Excavated Natural Material (VENM)	\$195.30	\$200.20	per tonne (minimum charge \$32)	Y	M
Strict conditions apply					
Clean Bricks, Tiles, Concrete	\$161.50	\$165.55	per tonne (minimum charge \$27)	Y	M
General Solid Waste – Special or Difficult	\$421.05	\$431.60	per tonne (minimum charge \$65.50)	Y	M
Mixed Road Base Wastes	\$161.50	\$165.55	per tonne (minimum charge \$27)	Y	M
Sand, Gravel, Stones, Concrete, minimal Asphalt					

Name	Year 20/21 Fee (incl. GST)	Year 21/22 Fee (incl. GST)	Unit	GST	Pricing Policy
Clean Asphalt (no coal tar)	\$101.95	\$104.50	per tonne (minimum charge \$16.50)	Y	M
Clean Concrete	\$64.70	\$66.35	per tonne (minimum charge \$10.50)	Y	M
No rebar - non structural, minimal reo. Max 500mm					
Clean Concrete – Structural	\$75.55	\$77.45	per tonne (minimum charge \$12.50)	Y	M
With rebar or significant reo. Max 500mm					
Wood – Clean, untreated	\$205.00	\$210.20	per tonne (minimum charge \$34)	Y	M
Recyclables – Separated	\$54.35	\$55.70	per tonne (minimum charge \$9.50)	Y	M
Domestic Dry Clean Card, Paper, Bottles, Cans					
Recyclables – Mixed	\$119.05	\$122.05	per tonne (minimum charge \$19.50)	Y	M
Domestic Dry Clean Card, Paper, Bottles, Cans					
Scrap Metal	\$0.00	\$0.00		Y	M
Whitegoods - exc fridges, car parts, bikes, steel, aluminium					
Community Recycling Centre – Residential Household Hazardous & Problem Waste (core materials)	\$0.00	\$0.00		Y	Z
Electrical Waste	\$0.00	\$0.00	households only	Y	M
TV's. Computers, Printers/Scanners, Fans, Phones, VCR's, DVD Players, Radios/Stereos, Power Tools, Kitchen Appliances, Vacuum Cleaners, Heaters etc.					
Electrical Waste	\$222.60	\$228.20	commercial customers	Y	M
TV's. Computers, Printers/Scanners, Fans, Phones, VCR's, DVD Players, Radios/Stereos, Power Tools, Kitchen Appliances, Vacuum Cleaners, Heaters etc.					
Tyres – Small – Off Rim	\$15.05	\$15.45	each	Y	M
In addition to tonnage charge if included in mixed load					
Tyres – Small – On Rim	\$25.35	\$25.60	each	Y	M
In addition to tonnage charge if included in mixed load					
Tyres – Medium – Off Rim	\$20.70	\$21.00	each	Y	M
In addition to tonnage charge if included in mixed load					

Name	Year 20/21 Fee (incl. GST)	Year 21/22 Fee (incl. GST)	Unit	GST	Pricing Policy
------	----------------------------------	----------------------------------	------	-----	-------------------

Waste Disposal & Recycling [continued]

Tyres – Medium – On Rim	\$33.15	\$34.00	each	Y	M
In addition to tonnage charge if included in mixed load					
Tyres – Large – Off Rim	\$34.20	\$35.05	each	Y	M
In addition to tonnage charge if included in mixed load					
Tyres – Large – On Rim	\$39.85	\$40.85	each	Y	M
In addition to tonnage charge if included in mixed load					
Mattresses – Single/Double	\$37.00	\$38.00	each	Y	F
In addition to tonnage charge if included in mixed load					
Mattresses – Queen/King	\$43.45	\$44.55	each	Y	F
In addition to tonnage charge if included in mixed load					
Batteries – Lead Acid (dry cell batteries – free)	\$10.90	\$11.20	each	Y	F
In addition to tonnage charge if included in mixed load					
Gas Bottles	\$26.50	\$27.20	each	Y	F
In addition to tonnage charge if included in mixed load					
Fridges – Gassed	\$37.00	\$38.00	each	Y	F
In addition to tonnage charge if included in mixed load					
Fridges – Degassed	\$17.00	\$17.40	each	Y	F
In addition to tonnage charge if included in mixed load					

Materials for Sale

Recycled Concrete Aggregate various sizes, from	\$37.30	\$38.25	per tonne (minimum charge \$20.50)	Y	M
Crushed Rock Aggregate various sizes, from	\$37.30	\$38.25	per tonne (minimum charge \$20.50)	Y	M
Sandstone Rocks – Various Sizes	\$34.20	\$35.10	per tonne (minimum charge \$20.50)	Y	M
Ungraded General Fill – VENM	\$16.40	\$16.70	per tonne (minimum charge \$24.00)	Y	M

Other Items

Hire of Frank Rigby Room – Full Day	\$387.10	\$396.80	per day	Y	M
Hire of Frank Rigby Room – Half Day	\$173.25	\$175.85	per half day	Y	M
Hire of Frank Rigby Room – Casual	\$58.45	\$59.90	per hour	Y	M
Short term internal hire attracts nil fee					

Name	Year 20/21 Fee (incl. GST)	Year 21/22 Fee (incl. GST)	Unit	GST	Pricing Policy
------	----------------------------------	----------------------------------	------	-----	-------------------

Other Items [continued]

Customer account reprints and enquiries (Account Customers)	\$0.00	\$0.00	first enquiry	Y	M
Customer account reprints and enquiries (Account Customers)	\$4.70	\$4.90	additional enquiries	Y	M
Customer reprints and enquiries (Other Customers)	\$5.70	\$5.90	all enquiries	Y	M

Waste Collection Fees

Wheeled Container Service – 140 litre residual waste – KERBSIDE

140 litre residual waste – Mon-Fri – 1 to 4 weekly services	\$592.50	\$592.50	per annum	N	F
140 litre residual waste – Mon-Fri – 5 to 8 weekly services	\$573.00	\$573.00	per annum	N	F
140 litre residual waste – Mon-Fri – 9 and over	\$545.30	\$545.30	per annum	N	F
140 litre residual waste – Saturday & Sunday	\$665.30	\$665.30	per annum	N	F

Wheeled Container Service – 240 litre residual waste – KERBSIDE

240 litre residual waste – Mon-Fri – 1 to 4 weekly services	\$727.80	\$727.80	per annum	N	F
240 litre residual waste – Mon-Fri – 5 to 8 weekly services	\$702.20	\$702.20	per annum	N	F
240 litre residual waste – Mon-Fri 9 and over	\$687.80	\$687.80	per annum	N	F
240 litre residual waste – Saturday & Sunday	\$906.10	\$906.10	per annum	N	F

Wheeled Container Service – 660 litre residual waste – KERBSIDE

660 litre residual waste – Mon-Fri	\$1,902.40	\$1,902.40	per annum	N	F
------------------------------------	------------	------------	-----------	---	---

Wheeled Container Service – 1100 litre residual waste – KERBSIDE

1100 litre residual waste – Mon-Fri	\$2,990.00	\$2,990.00	per annum	N	F
-------------------------------------	------------	------------	-----------	---	---

Wheeled Container Service – 240 litre residual waste – KERBSIDE – UPGRADE

Service cost for increased domestic waste bin to 240L	\$298.00	\$298.00	per service	N	F
Upgrade from standard 140 litre bin, standard service day only					

Wheeled Container Service – 240 litre greenwaste – KERBSIDE additional service

Excess greenwaste bin	\$109.00	\$112.00	per service	N	F
240 litre additional green waste bin, standard service day only					

Name	Year 20/21 Fee (incl. GST)	Year 21/22 Fee (incl. GST)	Unit	GST	Pricing Policy
------	----------------------------------	----------------------------------	------	-----	-------------------

Miscellaneous

All cancellation and change of service fees pertain to the property, not the account holder.
Additional service relates to any collection that is outside of the rateable service entitlement.

Cancellation Fee	\$71.00	\$73.00	per cancellation	N	F
Cancellation Fee - (Additional service cancelled/bin(s) removed – no waste account retained at the property).					
Replacement Sticker Fee	\$0.00	\$8.00	per request	N	M
Replacement Sticker Fee – (Replace lost or damaged sticker)					
Change of Service Fee	\$0.00	\$30.00	per service	N	M
Change of Service Fee (Amendment to additional service – Waste account retained at the property) - \$30					

User Pays Recycling Service – additional services

240 litre Recycling bin, standard service day, fortnightly service	\$107.00	\$109.70	per annum	N	F
360 litre Recycling bin, standard service day, fortnightly service	\$128.00	\$131.20	per annum	N	F
660 litre Recycling bin, standard service day, fortnightly service	\$929.00	\$952.25	per annum	N	F
1100 litre Recycling bin, standard service day, fortnightly service	\$1,081.00	\$1,108.00	per annum	N	F
Service cost for increased recycling bin to 360 litre (Upgrade from standard 240 litre bin, standard service day, fortnightly service, DWMSC properties only)	\$27.70	\$28.40	one off fee	N	F

Bulkwaste Services Kerbside (additional to Rated Services)

Pickup and disposal	\$234.00	\$240.00	up to 2 cubic metres	N	F
Up to 2 cubic metres of eligible material, collected as per the regular schedule					

Special Event Bin Hire – RESIDUAL WASTE

Delivery and removal of bins (240 litre bins) – bins delivered to central/single location	\$260.00	\$266.00	per load up to 12 bins	Y	M
Delivery and removal of bins (660 litre & 1100 litre bins) – bins delivered to central/single location	\$260.40	\$267.00	per load up to 2 bins	Y	M
Service charges of event bins – 240 litre bin – bins emptied from kerbside location	\$20.50	\$21.00	per service	Y	M
Service charges of event bins – 660 litre bin – bins emptied from kerbside location	\$56.40	\$57.90	per service	Y	M
Service charges of event bins – 1100 litre bin – bins emptied from kerbside location	\$84.05	\$86.15	per service	Y	M

Name	Year 20/21 Fee (incl. GST)	Year 21/22 Fee (incl. GST)	Unit	GST	Pricing Policy
------	----------------------------------	----------------------------------	------	-----	-------------------

Special Event Bin Hire – RECYCLING

Delivery and removal of Bins (240 litre bins) – bins delivered to central / single location	\$260.40	\$267.00	per load up to 12 bins	Y	M
Note that a consolidated charge for Delivery and Servicing of bins was charged in 2018-19.					
Delivery and removal of Bins (360 litre bins) – bins delivered to central / single location	\$260.35	\$266.85	per load up to 8 bins	Y	M
Note that a consolidated charge for Delivery and Servicing of bins was charged in 2018-19.					
Delivery and removal of Bins (660 litre & 1100 litre bins) – bins delivered to central / single location	\$260.35	\$266.85	per load up to 2 bins	Y	M
Note that a consolidated charge for Delivery and Servicing of bins was charged in 2018-19.					
Service Charges of Event bins – 240 litre bin – bins emptied from kerbside location	\$10.25	\$10.50	per service	Y	M
Note that a consolidated charge for Delivery and Servicing of bins was charged in 2018-19.					
Service Charges of Event bins – 360 litre bin – bins emptied from kerbside location	\$18.45	\$18.90	per service	Y	M
Note that a consolidated charge for Delivery and Servicing of bins was charged in 2018-19.					
Service Charges of Event bins – 660 litre bin – bins emptied from kerbside location	\$23.00	\$23.60	per service	Y	M
Note that a consolidated charge for Delivery and Servicing of bins was charged in 2018-19.					
Service Charges of Event bins – 1100 litre bin – bins emptied from kerbside location	\$38.95	\$39.95	per service	Y	M
Note that a consolidated charge for Delivery and Servicing of bins was charged in 2018-19.					

Wheeled Container Service – Misc. Sizes and Types

Different sizes, types and delivery methods other than those listed in this schedule		POA		N	M
--	--	-----	--	---	---

Parks & Recreation

Aquatic Services

Beresfield Swimming Centre

Single Admission	\$2.80	\$2.80	per person	Y	P
Children (Under 3 Years)	\$0.00	\$0.00	per person	Y	Z
Companion Card holders	\$0.00	\$0.00	per person	Y	Z
Pensioners	\$2.20	\$2.20	per person	Y	P
Bulk Entry (groups over 20 patrons)	\$2.20	\$2.20	per person	Y	P
Spectator Fee (Learn to Swim Programs & coaching)	\$0.00	\$0.00	per person	Y	P
Family Daily Admission	\$9.50	\$9.50	per family	Y	P
Family applies to two adults (parents/partners) and their dependent children under age 18 years. Evidence of family unit may be requested (e.g. Medicare card).					

Name	Year 20/21 Fee (incl. GST)	Year 21/22 Fee (incl. GST)	Unit	GST	Pricing Policy
------	----------------------------------	----------------------------------	------	-----	-------------------

Beresfield Swimming Centre [continued]

Family Full Season	\$333.00	\$333.00	per family	Y	P
Tickets are non refundable and valid in the season purchased only. Family applies to two adults (parents/partners) and their dependent children under age 18 years. Evidence of family unit may be requested (e.g. Medicare card).					
Family – 1/2 Season	\$205.00	\$205.00	per family	Y	P
Tickets are non refundable and valid in the season purchased only. Family applies to two adults (parents/partners) and their dependent children under age 18 years. Evidence of family unit may be requested (e.g. Medicare card).					
Individual Full Season	\$158.00	\$158.00	per person	Y	P
Tickets are non refundable and valid in the season purchased only.					
Individual – 1/2 Season	\$96.00	\$96.00	per person	Y	P
Tickets are non refundable and valid in the season purchased only.					
Pensioner Family Full Season	\$207.00	\$207.00	per family	Y	P
Tickets are non refundable and valid in the season purchased only. Family applies to two adults (parents/partners) and their dependent children under age 18 years. Evidence of family unit may be requested (e.g. Medicare card).					
Pensioner Family – 1/2 Season	\$134.00	\$134.00	per family	Y	P
Tickets are non refundable and valid in the season purchased only. Family applies to two adults (parents/partners) and their dependent children under age 18 years. Evidence of family unit may be requested (e.g. Medicare card).					
Pensioner Individual Full Season	\$109.00	\$109.00	per person	Y	P
Tickets are non refundable and valid in the season purchased only.					
Pensioner Individual – 1/2 Season	\$70.00	\$70.00	per person	Y	P
Tickets are non refundable and valid in the season purchased only.					
Lane Hire (min 7 swimmers per lane)	\$9.50	\$9.50	per hour	Y	P
Pool Inflatable Hire	\$90.00	\$90.00	per hour	Y	P
Pool Inflatable Hire may be subject to minimum hours.					
Additional Lifeguard	\$55.00	\$55.00	per hour	Y	P
Request from groups that require a lifeguard above the current service level. Minimum of 2 hours required.					
Cleaning and Damage to Centre	full cost plus 10%		per occasion	Y	P

Bushland Services

Blackbutt Reserve

Event Application Fee	\$125.00	\$128.00		Y	M
Public Animal Encounter – 1 animal	\$6.80	\$7.00	per person > 3 years	Y	M
Private Animal Encounter	\$106.00	\$115.00	1 – 10 persons (minimum)	Y	M
Private Animal Encounter	\$10.30	\$11.00	per person thereafter	Y	M
Private Koala Encounter	\$165.00	\$165.00	10 persons	Y	M
Reptile Show	\$4.00	\$4.00		Y	M

Name	Year 20/21 Fee (incl. GST)	Year 21/22 Fee (incl. GST)	Unit	GST	Pricing Policy
School Education Programs (Primary & Secondary) – 1 animal encounter onsite	\$113.00	\$120.00	up to 30 students (minimum)	Y	M
School Education Programs (Primary & Secondary) – 1 animal encounter onsite	\$3.70	\$4.00	per additional student	Y	M
Educational program up to 1 hour – Onsite	\$260.00	\$265.00	up to 30 students (minimum)	Y	M
Educational program up to 1 hour – Onsite	\$9.00	\$9.30	per additional student	Y	M
TAFE groups – Onsite	\$134.00	\$137.00	per hour	Y	M
Cross Country Events	\$3.10	\$3.30	per person (capped at 25 participants)	Y	M
Education program – Offsite	\$185.00	\$190.00	up to 30 students (minimum)	Y	M
Education program – Offsite	\$6.15	\$6.30	per additional student	Y	M
Wildlife show – Offsite	\$280.00	\$290.00	per show (1hr) weekdays	Y	M
Wildlife show – Offsite	\$140.00	\$145.00	per additional hour	Y	M
Wildlife show – Offsite	\$370.00	\$380.00	per show (1hr) after hours	Y	M
Wildlife show – Offsite	\$165.00	\$170.00	per additional hour	Y	M
Behind the Scene Tour	\$195.00	\$210.00	up to 10 persons	Y	M
Gate opening fee	\$46.00	\$47.00	per service	Y	M
Cleanup Fees (Functions & Shelter bookings only)	full cost plus 10%		per hour, per staff	Y	M
All functions will attract a cleaning fee if facilities aren't returned to a suitable standard as determined by Blackbutt Management					
Security (Functions only)	full cost plus 10%		per function	Y	M
Damage to Grounds	full cost plus 10%			Y	M
Additional services as negotiated with Blackbutt Management	POA			Y	P
See Public Reserve for additional fees					
Critter encounter	\$165.00	\$170.00	per encounter	Y	M
Small Area Event	\$175.00	\$180.00	reserve area	Y	M
All functions & shelter reservations attract a non-refundable deposit equivalent to the application fee.					

Name	Year 20/21 Fee (incl. GST)	Year 21/22 Fee (incl. GST)	Unit	GST	Pricing Policy
------	----------------------------------	----------------------------------	------	-----	-------------------

Blackbutt Reserve [continued]

Small Area Event – Wedding	\$225.00	\$230.00	reserve area	Y	M
All functions & shelter reservations attract a non-refundable deposit equivalent to the application fee.					
Medium Area Event	\$270.00	\$275.00	reserve area	Y	M
All functions & shelter reservations attract a non-refundable deposit equivalent to the application fee.					
Large Area Event	\$710.00	\$715.00	reserve area	Y	M
All functions & shelter reservations attract a non-refundable deposit equivalent to the application fee.					
Park Conservation Fee	\$12.00	\$13.00	per vehicle per day	Y	M
Park Conservation Fee	\$4.00	\$4.00	per vehicle per hour	Y	M
Park Conservation Fee	\$160.00	\$165.00	per coach per visit	Y	M

Open Space Services

Beaches, Park Reserves & Sporting Facilities, Event

Application Fee (>15 days notice) (non-refundable)	\$125.00	\$130.00	fee applies to all sporting applications	N	P
Application Fee – Charities/Not For Profit/Schools (non-refundable)	\$63.70	\$65.65	fee applies to all sporting applications	Y	P
Late Application Fee (<15 days) (non-refundable)	\$241.70	\$247.80	applications received by council less than 15 days prior to the date of the event.	Y	P
Late Application Fee (<15 days) – Charities/Not For Profit/Schools (non-refundable)	\$120.90	\$124.00	applications received by council less than 15 days prior to the date of the event.	Y	P
Surf, Stand Up Paddleboard and/or Kite Surfing Licences	\$860.00	\$882.00	per year	N	P
Usage Fee – applies to Environment/Health/Community Education/Commemorative related events hosted by a volunteer/Charity/NFP entity		Zero	per event, must not be charging fee to attend or making a profit	Y	Z
Install and Operate Surf Webcam Licence	\$0.00	\$0.00	per year	N	Z
Key Bond	\$175.00	\$175.00	per event/activit y	N	M

Name	Year 20/21 Fee (incl. GST)	Year 21/22 Fee (incl. GST)	Unit	GST	Pricing Policy
Low Level Security Bond	\$2,060.00	\$2,060.00	per event/activity (e.g. market)	N	M
Medium Level Security Bond	\$5,150.00	\$5,150.00	per event/activity (e.g. carnival, circus)	N	M
High Level Security Bond	\$15,450.00	\$15,450.00	per event/activity (e.g. concert)	N	M
Bump In/Bump Out Usage fee	50% of the below related usage fee		per day	Y	M
Electrical Access – single phase	\$60.25	\$61.75	per day	Y	P
Electrical Access – three phase	\$177.25	\$181.70	per day	Y	P
Water Access	\$3.10	\$3.20	per kilolitre	Y	P
Water Access	\$10.60	\$10.85	per day	Y	P
Local Low Impact Usage fee – Commercial/Private (including wedding ceremonies)	\$15.00	\$15.50	per hour, 1-2,500 pax	Y	M
Local Low Impact Usage fee – Community (Charity/NFP)	\$7.70	\$7.90	per hour, 1-2,500 pax	Y	M
Local Low Impact Usage fee – Commercial/Private (includes wedding ceremonies)	\$104.30	\$107.00	per day (8+hrs), 1-2,500 pax	Y	M
Local Low Impact Usage fee – Community (Charity/NFP)	\$53.20	\$54.60	per day (8+hrs), 1-2,500 pax	Y	M
Local Medium Impact Usage fee – Commercial/Private (includes wedding ceremonies)	\$89.10	\$91.40	per hour, 2,500-6,000 pax	Y	M
Local Medium Impact Usage fee – Community (Charity/NFP)	\$45.40	\$46.60	per hour, 2,500-6,000 pax	Y	M
Local Medium Impact Usage fee – Commercial/Private (includes wedding ceremonies)	\$623.30	\$638.90	per day (8+hrs), 2,500-6,000 pax	Y	M
Local Medium Impact Usage fee – Community (Charity/NFP)	\$317.70	\$325.70	per day (8+hrs), 2,500-6,000 pax	Y	M
Local High Impact Usage fee – Commercial/Private (includes wedding ceremonies)	\$184.05	\$188.65	per hour, 6,000+ pax	Y	M
Local High Impact Usage fee – Community (Charity/NFP)	\$82.30	\$84.40	per hour, 6,000+ pax	Y	M
Local High Impact Usage fee – Commercial/Private (includes wedding ceremonies)	\$1,129.90	\$1,158.20	per day (8+hrs), 6,000+ pax	Y	M
Local High Impact Usage fee – Community (Charity/NFP)	\$575.80	\$590.20	per day (8+hrs), 6,000+ pax	Y	M

Name	Year 20/21 Fee (incl. GST)	Year 21/22 Fee (incl. GST)	Unit	GST	Pricing Policy
------	----------------------------------	----------------------------------	------	-----	-------------------

Beaches, Park Reserves & Sporting Facilities, Event [continued]

District Low Impact Usage fee – Commercial/Private (including wedding ceremonies)	\$23.40	\$24.00	per hour, 1-2,500 pax	Y	M
District Low Impact Usage fee – Community (Charity/NFP)	\$12.00	\$12.30	per hour, 1-2,500 pax	Y	M
District Low Impact Usage fee – Commercial/Private (includes wedding ceremonies)	\$163.30	\$167.40	per day (8+hrs), 1-2,500 pax	Y	M
District Low Impact Usage fee – Community (Charity/NFP)	\$83.30	\$85.40	per day (8+hrs), 1-2,500 pax	Y	M
District Medium Impact Usage fee – Commercial/Private (includes wedding ceremonies)	\$95.70	\$98.10	per hour, 2,500-6,000 pax	Y	M
District Medium Impact Usage fee – Community (Charity/NFP)	\$48.90	\$50.20	per hour, 2,500-6,000 pax	Y	M
District Medium Impact Usage fee – Commercial/Private (includes wedding ceremonies)	\$669.80	\$686.60	per day (8+hrs), 2,500-6,000 pax	Y	M
District Medium Impact Usage fee – Community (Charity/NFP)	\$341.30	\$349.90	per day (8+hrs), 2,500-6,000 pax	Y	M
District High Impact Usage fee – Commercial/Private (includes wedding ceremonies)	\$300.60	\$308.20	per hour, 6,000+ pax	Y	M
District High Impact Usage fee – Community (Charity/NFP)	\$153.20	\$157.10	per hour, 6,000+ pax	Y	M
District High Impact Usage fee – Commercial/Private (includes wedding ceremonies)	\$2,103.90	\$2,156.50	per day (8+hrs), 6,000+ pax	Y	M
District High Impact Usage fee – Community (Charity/NFP)	\$1,072.20	\$1,099.10	per day (8+hrs), 6,000+ pax	Y	M
Regional Low Impact Usage fee – Commercial/Private (including wedding ceremonies)	\$33.20	\$34.10	per hour, 1-2,500 pax	Y	M
Regional Low Impact Usage fee – Community (Charity/NFP)	\$16.90	\$17.40	per hour, 1-2,500 pax	Y	M
Regional Low Impact Usage fee – Commercial/Private (includes wedding ceremonies)	\$232.00	\$237.80	per day (8+hrs), 1-2500 pax	Y	M
Regional Low Impact Usage fee – Community (Charity/NFP)	\$118.30	\$121.30	per day (8+hrs), 1-2500 pax	Y	M
Regional Medium Impact Usage fee – Commercial/Private (includes wedding ceremonies)	\$103.90	\$106.50	per hour, 2,500-6,000 pax	Y	M
Regional Medium Impact Usage fee – Community (Charity/NFP)	\$53.00	\$54.40	per hour, 2,500-6,000 pax	Y	M

Name	Year 20/21 Fee (incl. GST)	Year 21/22 Fee (incl. GST)	Unit	GST	Pricing Policy
------	----------------------------------	----------------------------------	------	-----	-------------------

Beaches, Park Reserves & Sporting Facilities, Event [continued]

Regional Medium Impact Usage fee – Commercial/Private (includes wedding ceremonies)	\$726.60	\$744.80	per day (8+hrs), 2500-6000 pax	Y	M
Regional Medium Impact Usage fee – Community (Charity/NFP)	\$370.30	\$379.60	per day (8+hrs), 2500-6000 pax	Y	M
Regional High Impact Usage fee – Commercial/Private (includes wedding ceremonies)	\$431.20	\$442.00	per hour, 6,000+ pax	Y	M
Regional High Impact Usage fee – Community (Charity/NFP)	\$219.70	\$225.20	per hour, 6,000+ pax	Y	M
Regional High Impact Usage fee – Commercial/Private (includes wedding ceremonies)	\$3,017.80	\$3,093.30	per day (8+hrs), 6,000+ pax	Y	M
Regional High Impact Usage fee – Community (Charity/NFP)	\$1,537.90	\$1,576.40	per day (8+hrs), 6,000+ pax	Y	M

Beaches, Park Reserves & Sporting Facilities – PT

Personal Fitness Training Licence, Park/sportsgrounds/beaches – per quarter/1 location	\$525.80	\$539.00	3hrs or less per week	Y	P
Personal Fitness Training Licence, Park/sportsgrounds/beaches – per quarter/1 location	\$666.50	\$683.20	3hrs or more per week	Y	P
Personal Fitness Training Licence, Park/sportsgrounds/beaches – per quarter/ 2 locations	\$580.60	\$595.20	3hrs or less per week	Y	P
Personal Fitness Training Licence, Park/sportsgrounds/beaches – per quarter/ 2 locations	\$737.30	\$755.80	3hrs or more per week	Y	P

Beaches, Park Reserves & Sporting Facilities – Sport

Application Fee (>15 days notice) (non-refundable)	\$125.00	\$130.00	fee applies to all sporting applications	Y	P
Application Fee – Charities/Not For Profit/Schools (non-refundable)	\$63.70	\$65.65	fee applies to all sporting applications	Y	P
Late Application Fee (<15 days) (non-refundable)	\$241.70	\$247.80	applications received by council less than 15 days prior to the date of the event.	Y	P

Name	Year 20/21 Fee (incl. GST)	Year 21/22 Fee (incl. GST)	Unit	GST	Pricing Policy
------	----------------------------------	----------------------------------	------	-----	-------------------

Beaches, Park Reserves & Sporting Facilities – Sport [continued]

Late Application Fee (<15 days) – Charities/Not For Profit/Schools (non-refundable)	\$120.90	\$124.00	applications received by council less than 15 days prior to the date of the event.	Y	P
Beach Reserve Usage fee – Hourly Sport Casual (Senior)	\$15.85	\$16.25	per hour	Y	P
Beach Reserve Usage fee – Daily Sport Casual (Senior)	\$58.00	\$59.50	per day	Y	P
Beach Reserve Usage fee – Hourly Sport Casual (Junior & Schools)	\$7.50	\$7.70	per hour	Y	P
Beach Reserve Usage fee – Daily Sport Casual (Junior & Schools)	\$24.40	\$25.10	per day	Y	P
Clean up and Park Services – Weekdays (Business Hours)		full cost		Y	F
Clean up and Park Services – After Hours		full cost		Y	P
Minimum charge of 4 hours on weekends					
Council Staff Site Inspection\Support Services: Event – Weekdays (Business Hours)	\$78.80	\$80.75	per staff, per hour	Y	P
Council Staff Site Inspection\Support Services: Event – After Hours	\$158.70	\$162.65	after hours, per hour	Y	P
Minimum charge of 4 hours on weekends					
Security Patrol of Event		full cost	per patrol	Y	F
Water Access	\$3.10	\$3.20	per kilolitre	Y	P
Actual Water Usage charge will be \$2.85 per kilolitre or \$10 per day whichever is the greater					
Water Access	\$10.60	\$10.85	per day	Y	P
Actual Water Usage charge will be \$2.85 per kilolitre or \$10 per day whichever is the greater					
Electrical Access – single phase	\$60.30	\$61.75	per day	Y	P
Electrical Access – three phase	\$177.30	\$181.70	per day	Y	P
Event linemarking	\$151.00	\$154.80	per application	Y	F
Signage	\$253.90	\$260.30	per application	Y	F
Reissue of Licence Agreement	\$43.80	\$44.90	per reissue	Y	P
Reissue of Licence Agreement (Charities/Not for Profit/Schools)	\$22.00	\$22.60	per reissue	Y	P
Sportsground Advertising Application Fee	\$129.20	\$132.50	per application	Y	P
Key Bond (non refundable if key is lost)	\$175.00	\$179.00		N	P
Security Bond	\$550.00 minimum		per seasonal licence	N	P
Key cutting		Full cost	per key	Y	P
Key/Lock Replacement where Facility is required to be rekeyed		Full cost		Y	F
Car Parking related to Events at the Ground for Major Events e.g. Inter State Games and Grand Finals		up to \$6.00	per entry	Y	P

Name	Year 20/21 Fee (incl. GST)	Year 21/22 Fee (incl. GST)	Unit	GST	Pricing Policy
------	----------------------------------	----------------------------------	------	-----	-------------------

Beaches, Park Reserves & Sporting Facilities – Sport [continued]

Car Parking related to other Events at the Ground		up to \$4.00	per entry	Y	P
Additional Mowing – All Codes	\$118.30	\$163.00	per field per hour	Y	P
Additional linemarking (by request): – All Codes		Full cost	per occasion	Y	P
Goal Posting (exchange by request)	\$153.20	\$157.10	per exchange	Y	P
Floodlight fee	\$3.30	\$3.40	per light per hour	Y	P
Floodlights fee – lights left on	\$180.60	\$185.20	per occasion	Y	P
Council staff Site Inspection Event – Weekdays (Business Hours)	\$78.80	\$80.80	per staff, per hour	Y	P
Council staff Site Inspection Event – After Hours	\$158.80	\$162.80	after hours, per hour	Y	P
Minimum charge of 4 hours on weekends					
Canteen Rights – Regional, district and local fee	\$591.20	\$606.00	per season	Y	P
Canteen Rights – Regional, district and local fee	\$161.30	\$165.40	per day	Y	P
Canteen Rights – Regional, district and local fee	\$40.90	\$42.00	per hour	Y	P
Regional Senior Seasonal (Regional applies to No. 1 and No. 2 Sportsgrounds)	\$4,618.00	\$4,733.00	per season	Y	P
Playing Surface, 2 x Dressing Sheds and Canteen (2 nights training field, 1 day competition field and dressings sheds and seasonal canteen)					
Seasonal (2 nights training and 1 day competition)					
Regional Junior Seasonal (Regional applies to No. 1 and No. 2 Sportsgrounds)	\$2,846.00	\$2,917.00	per season	Y	P
Playing Surface, 2 x Dressing Sheds and Canteen (2 nights training field, 1 day competition field and dressings sheds and seasonal canteen)					
Seasonal (2 nights training and 1 day competition)					
Regional – Playing Surface Only – Senior Fee	\$132.60	\$136.00	per day (seasonal)	Y	P
Regional – Playing Surface Only – Junior & School Fee	\$70.20	\$72.00	per day (seasonal)	Y	P
Regional – Playing Surface Only – Senior Fee	\$202.60	\$207.70	per day (casual)	Y	P
Regional – Playing Surface Only – Junior & School Fee	\$100.90	\$103.50	per day (casual)	Y	P
Regional – Playing Surface Only – Senior Fee	\$35.20	\$36.10	per hour	Y	P
Regional – Playing Surface Only – Junior & School Fee	\$19.80	\$20.30	per hour	Y	P
Regional – Playing Surface Only – Commercial use	\$63.60	\$65.20	per hour	Y	P
Regional – Playing Surface Only – Commercial use	\$236.60	\$242.60	per day	Y	P
Regional – Playing Surface and Cricket Wicket Curation (new)	\$432.60	\$443.50	per day	Y	P
Regional – Playing Surface and Cricket Wicket Curation (reuse)	\$116.00	\$118.90	per day	Y	P
Regional – Playing Surface Only – Training Nets & Wickets	\$25.40	\$26.10	per wicket per hour	Y	P

Name	Year 20/21 Fee (incl. GST)	Year 21/22 Fee (incl. GST)	Unit	GST	Pricing Policy
Regional – Dressing Sheds – Seasonal user Dressing Sheds (per 2 sheds)	\$58.10	\$59.60	per day	Y	P
Regional – Dressing Sheds – Casual user Dressing Sheds (per 2 sheds)	\$85.50	\$87.70	per day	Y	P
Regional – Dressing Sheds – Casual user Dressing Sheds (per 2 sheds)	\$21.60	\$22.20	per hour	Y	P
Regional – Dressing Sheds – Cleaning District Senior Seasonal	\$2,960.00	Full cost \$3,034.00	per occasion per season	Y Y	F P
Playing Surface, 2 x Dressing Sheds and Canteen (2 nights training field, 1 day competition field and dressings sheds and seasonal canteen)					
Seasonal (2 nights training and 1 day competition)					
District Junior Seasonal	\$1,998.00	\$2,048.00	per season	Y	P
Playing Surface, 2 x Dressing Sheds and Canteen (2 nights training field, 1 day competition field and dressings sheds and seasonal canteen)					
Seasonal (2 nights training and 1 day competition)					
District – Playing Surface Only – Senior Fee	\$77.80	\$79.80	per day (seasonal)	Y	P
District – Playing Surface Only – Junior & School Fee	\$41.70	\$42.80	per day (seasonal)	Y	P
District – Playing Surface Only – Senior Fee	\$99.70	\$102.20	per day (casual)	Y	P
District – Playing Surface Only – Junior & School Fee	\$51.50	\$52.80	per day (casual)	Y	P
District – Playing Surface Only – Senior Fee	\$26.40	\$27.10	per hour	Y	P
District – Playing Surface Only – Junior & School Fee	\$17.70	\$18.20	per hour	Y	P
District – Playing Surface Only – Commercial use	\$41.70	\$42.80	per hour	Y	P
District – Playing Surface Only – Commercial use	\$166.60	\$170.80	per day	Y	P
District – Playing Surface Only – Turf Cricket Wicket Curation	\$399.90	\$409.90	per day	Y	P
District – Playing Surface and Cricket Wicket Curation (new)	\$392.00	\$401.80	per day	Y	P
District – Playing Surface and Cricket Wicket Curation (reuse)	\$116.00	\$118.90	per day	Y	P
District – Dressing Sheds – Seasonal user Dressing Sheds (per 2 sheds).	\$40.60	\$41.70	per day	Y	P
District – Dressing Sheds – Casual user Dressing Sheds (per 2 sheds).	\$58.10	\$59.60	per day	Y	P
District – Dressing Sheds – Casual user Dressing Sheds (per 2 sheds).	\$15.20	\$15.60	per hour	Y	P
Local Senior Seasonal	\$2,134.00	\$2,187.00	per season	Y	P

Name	Year 20/21 Fee (incl. GST)	Year 21/22 Fee (incl. GST)	Unit	GST	Pricing Policy
------	----------------------------------	----------------------------------	------	-----	-------------------

Beaches, Park Reserves & Sporting Facilities – Sport [continued]

Playing Surface, 2 x Dressing Sheds and Canteen (2 nights training field, 1 day competition field and dressings sheds and seasonal canteen)

Seasonal (2 nights training and 1 day competition)

Local Junior & School Seasonal	\$1,420.00	\$1,456.00	per season	Y	P
--------------------------------	------------	------------	------------	---	---

Playing Surface, 2 x Dressing Sheds and Canteen (2 nights training field, 1 day competition field and dressings sheds and seasonal canteen)

Seasonal (2 nights training and 1 day competition)

Local – Senior Fee	\$42.10	\$43.20	per day (seasonal)	Y	P
Local – Junior & School Fee	\$18.50	\$19.00	per day (seasonal)	Y	P
Local – Senior Fee	\$60.90	\$62.50	per day (casual)	Y	P
Local – Junior & School Fee	\$25.60	\$26.30	per day (casual)	Y	P
Local – Senior Fee	\$16.70	\$17.20	per hour	Y	P
Local – Junior & School Fee	\$7.85	\$8.04	per hour	Y	P
Local – Commercial use	\$27.80	\$28.50	per hour	Y	P
Local – Commercial use	\$107.40	\$110.10	per day	Y	P
Local – Turf Wicket	\$320.80	\$328.90	per day	Y	P
Local – Dressing Sheds – Seasonal user	\$32.15	\$32.95	per day	Y	P
Local – Dressing Sheds – Casual user	\$43.15	\$44.25	per day	Y	P
Local – Dressing Sheds – Casual user	\$12.05	\$12.35	per hour	Y	P
Netball Courts – Senior Fee	\$27.80	\$28.50	per court per day	Y	P
Netball Courts – Junior & School Fee	\$15.60	\$16.00	per court per day	Y	P
National Park No.1 Sportsground – Function Room	\$1,194.40	\$1,224.30	per season (once/per week)	Y	P
National Park No.2 Sportsground – Function Room	\$52.10	\$53.40	per hour	Y	P
National Park No.2 Sportsground – Function Room	\$180.40	\$185.00	half day (4 hours)	Y	P
National Park No.2 Sportsground – Function Room	\$352.80	\$361.70	per day	Y	P
National Park No.2 Sportsground – Function Room	\$2,388.80	\$2,448.60	per season (once/per week)	Y	P
Elermore Reserve Sporting Club Hall / Wallsend Park Sporting Club Hall	\$19.60	\$20.10	per hour	Y	P
Elermore Reserve Sporting Club Hall / Wallsend Park Sporting Club Hall	\$76.10	\$78.00	half day (4 hours)	Y	P
Elermore Reserve Sporting Club Hall / Wallsend Park Sporting Club Hall	\$152.10	\$155.90	per day	Y	P
Elermore Reserve Sporting Club Hall / Wallsend Park Sporting Club Hall	\$1,172.20	\$1,201.60	per season	Y	P

Name	Year 20/21 Fee (incl. GST)	Year 21/22 Fee (incl. GST)	Unit	GST	Pricing Policy
------	----------------------------------	----------------------------------	------	-----	-------------------

Public Reserve, Temporary Access

Temporary Access over Community Land – Application Fee (non-refundable)	\$125.00	\$127.00	per application	Y	P
Late Application Fee (<15 days) (non-refundable)	\$241.65	\$248.00		N	M
Late Application Fee (<15 days) – Charities/Not For Profit/Schools (non-refundable)	\$120.80	\$124.00	applications received by council less than 15 days prior to the date of the event.	N	
Temporary Access over Community Land – Security Bond	\$1,257.00	\$1,257.00	per application	N	P
Temporary Access over Community Land – Damage to Grounds / facilities		full cost	full cost recovery following ground assessment	Y	F
Key Bond (non refundable if key is lost)	\$175.00	\$180.00	per application	N	P
Community Land Access Fee – Resident Access	\$125.00	\$128.00	per day	N	P
Community Land Access Fee – Contractor access to Residential Properties	\$242.00	\$248.00	per day	N	P
Community Land Access Fee – Contractor access to Construction Site	\$390.00	\$400.00	per week	N	P

Non-compliance, Sport, Events & Community Land Access

Late Application Fee (<15 days) (non-refundable)	\$241.65	\$248.00	applications received by council less than 15 days prior to the date of the event.	Y	R
Late Application Fee (<15 days) – Charities/Not For Profit/Schools (non-refundable)	\$120.80	\$124.00	applications received by council less than 15 days prior to the date of the event.	Y	R
Breach of Licence Conditions (includes promotion of event/activity without approval)	\$515.00	\$530.00	per occasion	Y	R

Name	Year 20/21 Fee (incl. GST)	Year 21/22 Fee (incl. GST)	Unit	GST	Pricing Policy
------	----------------------------------	----------------------------------	------	-----	-------------------

Non-compliance, Sport, Events & Community Land Access [continued]

Use of Sportsground/Park/Beach out of season, without approval/licence, closed or in wet weather (Including Personal Training, Surf Schools, Stand Up Paddleboard Operators, Schools & Associations)	\$385.00 + FCR		1st offence (plus full cost recovery of damage following ground assessment)	Y	R
	Last YR Fee \$377.00 + FCR				
Use of Sportsground/Park/Beach out of season, without approval/licence, closed or in wet weather (Including Personal Training, Surf Schools, Stand Up Paddleboard Operators, Schools & Associations)	\$645.00 + FCR		2nd offence (plus full cost recovery of damage following ground assessment)	Y	R
	Last YR Fee \$627.00 + FCR				
Use of Sportsground/Park/Beach out of season, without approval/licence, closed or in wet weather (Including Personal Training, Surf Schools, Stand Up Paddleboard Operators, Schools & Associations)	\$1,300.00 + FCR		3rd offence and ongoing (plus full cost recovery of damage following ground assessment)	Y	R
	Last YR Fee \$1,250.00 + FCR				
Keys Not Returned	\$515.00	\$530.00	per licence	Y	R
Storage of containers, sheds or other structure without approval	\$515.00	\$530.00	per occasion	Y	R
Installation of signage without approval	\$515.00	\$530.00	per occasion	Y	R
Damage to facilities/grounds		FCR + GST		Y	F

Civic Services

The Not for Profit (NFP) rate applies to registered incorporated not-for-profit organisations or charities, presenting events with community benefit or cultural purpose where the organisation is based in the LGA or can clearly demonstrate a reinvestment back into the LGA community. Does not apply to any other organisation or commercial purpose.

Venue hire:

1/2 Day Hire = up to 5 event hours plus 1 hour bump in.

Full Day Hire = more than 5, less than 8 event hours, plus 1 hour bump in.

Additional hours are charged pro-rata.

Hire inclusions vary between venues and will be advised at the time of quoting or on enquiry.

DA limitations may apply.

Name	Year 20/21 Fee (incl. GST)	Year 21/22 Fee (incl. GST)	Unit	GST	Pricing Policy
------	----------------------------------	----------------------------------	------	-----	-------------------

Guided Tours

City Hall/Civic Theatre

Guided Tours and Educational Programs		10.00-150.00	per person	Y	P
---------------------------------------	--	--------------	------------	---	---

Newcastle City Hall

Meeting Room: One of Mulubinba, Newcastle Room 1, Newcastle Rooms 2/3, Lord Mayor's Reception Room, Council Chamber

School formal package: Includes catering, decorations, venue hire and staffing. Price varies in accordance with guest numbers and catering selection. Available mid-week only.

Wedding package: Includes catering, decorations, venue hire and staffing. Price varies in accordance with guest numbers and catering selection.

Venue Hire for Live Performance is charged at the published hire rate, or 11% of the net box office, whichever is greater. Venue Hire includes the use of Concert Hall, Cummings Room and Backstage Area for a period of 8 hours + 1 hour bump out. The fee includes setup according to Box Office seating plan and use of Meyer sound system.

Standard Rates

Meeting Room – Charity/Not for Profit	\$229.00	\$235.00	1/2 day hire Mon-Fri	Y	M
Meeting Room – Commercial/Private Hire	\$327.00	\$336.00	1/2 day hire Mon-Fri	Y	M
Meeting Room – Charity/Not for Profit	\$369.00	\$379.00	Full day hire Mon-Fri	Y	M
Meeting Room – Commercial/Private Hire	\$527.00	\$540.00	Full day hire Mon-Fri	Y	M
Meeting Room – Charity/Not for Profit	\$464.00	\$476.00	1/2 day hire Sat	Y	M
Meeting Room – Commercial/Private Hire	\$662.00	\$679.00	1/2 day hire Sat	Y	M
Meeting Room – Charity/Not for Profit	\$693.00	\$711.00	Full day hire Sat	Y	M
Meeting Room – Commercial/Not for Profit	\$991.00	\$1,016.00	Full day hire Sat	Y	M
Meeting Room – Charity/Not for Profit	\$542.00	\$557.00	1/2 day hire Sun	Y	M
Meeting Room – Commercial/Private Hire	\$774.00	\$793.00	1/2 day hire Sun	Y	M
Meeting Room – Charity/Not for Profit	\$797.00	\$817.00	Full day hire Sun	Y	M
Meeting Room – Commercial/Private Hire	\$1,139.00	\$1,169.00	Full day hire Sun	Y	M
Banquet Room – Charity/Not for Profit	\$337.00	\$347.00	1/2 day hire Mon-Fri	Y	M
Banquet Room – Commercial/Private Hire	\$481.00	\$494.00	1/2 day hire Mon-Fri	Y	M
Banquet Room – Charity/Not for Profit	\$563.00	\$578.00	Full day hire Mon-Fri	Y	M

Name	Year 20/21 Fee (incl. GST)	Year 21/22 Fee (incl. GST)	Unit	GST	Pricing Policy
------	----------------------------------	----------------------------------	------	-----	-------------------

Standard Rates [continued]

Banquet Room – Commercial/Private Hire	\$805.00	\$826.00	Full day hire Mon-Fri	Y	M
Banquet Room – Charity/Not for Profit	\$572.00	\$586.00	1/2 day hire Sat	Y	M
Banquet Room – Commercial/Private Hire	\$817.00	\$839.00	1/2 day hire Sat	Y	M
Banquet Room – Charity/Not for Profit	\$888.00	\$911.00	Full day hire Sat	Y	M
Banquet Room – Commercial Private Hire	\$1,269.00	\$1,301.00	Full day hire Sat	Y	M
Banquet Room – Charity/Not for Profit	\$650.00	\$666.00	1/2 day hire Sun	Y	M
Banquet Room – Commercial/Private Hire	\$928.00	\$951.00	1/2 day hire Sun	Y	M
Banquet Room – Charity/Not for Profit	\$992.00	\$1,017.00	Full day hire Sun	Y	M
Banquet Room – Commercial/Private Hire	\$1,417.00	\$1,454.00	Full day hire Sun	Y	M
Concert Hall & Cummings Room – Charity/Not for Profit	\$706.00	\$724.00	1/2 day hire Mon-Fri	Y	M
Concert Hall & Cummings Room – Commercial/Private Hire	\$1,008.00	\$1,034.00	1/2 day hire Mon-Fri	Y	M
Concert Hall & Cummings Room – Charity/Not for Profit	\$1,142.00	\$1,172.00	Full day hire Mon-Fri	Y	M
Concert Hall & Cummings Room – Commercial/Private Hire	\$1,632.00	\$1,673.00	Full day hire Mon-Fri	Y	M
Concert Hall & Cummings Room – Charity/Not for Profit	\$1,209.00	\$1,240.00	1/2 day hire Sat	Y	M
Concert Hall & Cummings Room – Commercial/Private Hire	\$1,727.00	\$1,771.00	1/2 day hire Sat	Y	M
Concert Hall & Cummings Room – Charity/Not for Profit	\$1,857.00	\$1,903.00	Full day hire Sat	Y	M
Concert Hall & Cummings Room – Commercial/Private Hire	\$2,653.00	\$2,719.00	Full day hire Sat	Y	M
Concert Hall & Cummings Room – Charity/Not for Profit	\$1,365.00	\$1,400.00	1/2 day hire Sun	Y	M
Concert Hall & Cummings Room – Commercial/Private Hire	\$1,950.00	\$2,000.00	1/2 day hire Sun	Y	M
Concert Hall & Cummings Room – Charity/Not for Profit	\$2,065.00	\$2,117.00	Full day hire Sun	Y	M
Concert Hall & Cummings Room – Commercial/Private Hire	\$2,950.00	\$3,025.00	Full day hire Sun	Y	M
Hunter Room & Balcony – Charity/Not for Profit	\$337.00	\$347.00	1/2 day hire Mon-Fri	Y	M
Hunter Room & Balcony – Commercial/Private Hire	\$481.00	\$494.00	1/2 day hire Mon-Fri	Y	M
Hunter Room & Balcony – Charity/Not for Profit	\$563.00	\$578.00	Full day hire Mon-Fri	Y	M
Hunter Room & Balcony – Commercial/Private Hire	\$805.00	\$826.00	Full day hire Mon-Fri	Y	M
Hunter Room & Balcony – Charity/Not for Profit	\$572.00	\$586.00	1/2 day hire Sat	Y	M

Name	Year 20/21 Fee (incl. GST)	Year 21/22 Fee (incl. GST)	Unit	GST	Pricing Policy
Hunter Room & Balcony – Commercial/Private Hire	\$817.00	\$839.00	1/2 day hire Sat	Y	M
Hunter Room & Balcony – Charity/Not for Profit	\$888.00	\$911.00	Full day hire Sat	Y	M
Hunter Room & Balcony – Commercial/Private Hire	\$1,269.00	\$1,302.00	Full day hire Sat	Y	M
Hunter Room & Balcony – Charity/Not for Profit	\$650.00	\$666.00	1/2 day hire Sun	Y	M
Hunter Room & Balcony – Commercial/Private Hire	\$928.00	\$951.00	1/2 day hire Sun	Y	M
Hunter Room & Balcony – Charity/Not for Profit	\$992.00	\$1,017.00	Full day hire Sun	Y	M
Hunter Room & Balcony – Commercial/Private Hire	\$1,417.00	\$1,454.00	Full day hire Sun	Y	M
Entire City Hall – Charity/Not for Profit	\$2,555.00	\$2,620.00	Full day hire Mon-Fri	Y	M
Entire City Hall – Commercial/Private Hire	\$3,650.00	\$3,741.00	Full day hire Mon-Fri	Y	M
Entire City Hall – Charity/Not for Profit	\$3,363.00	\$3,448.00	Full day hire Sat	Y	M
Entire City Hall – Commercial/Private Hire	\$4,804.00	\$4,924.00	Full day hire Sat	Y	M
Entire City Hall – Charity/Not for Profit	\$3,674.00	\$3,766.00	Full day hire Sun	Y	M
Entire City Hall – Commercial/Private Hire	\$5,249.00	\$5,380.00	Full day hire Sun	Y	M
School Formal Package (choice of room)	79-91 per person		Mon-Thurs only 2-11pm	Y	M
Wedding Package (choice of room)	125-150 per person		Mon-Fri 2-11pm	Y	M
	Last YR Fee 117-138 per person				
Wedding Package (choice of room)	125-150 per person		Saturday 2-11pm	Y	M
	Last YR Fee 121-148 per person				
Live Performance Hire – Concert Hall – Charity/Not for Profit	\$1,442.00	\$1,478.00	Monday – Friday	Y	M
Live Performance Hire – Concert Hall – Commercial/Private Hire	\$2,060.00	\$2,112.00	Monday – Friday	Y	M
Live Performance Hire – Concert Hall – Charity/Not for Profit	\$2,067.00	\$2,119.00	Saturday	Y	M
Live Performance Hire – Concert Hall – Commercial/Private Hire	\$2,952.00	\$3,027.00	Saturday	Y	M
Live Performance Hire – Concert Hall – Charity/Not for Profit	\$2,338.00	\$2,396.00	Sunday	Y	M
Live Performance Hire – Concert Hall – Commercial/Private Hire	\$3,340.00	\$3,424.00	Sunday	Y	M

Name	Year 20/21 Fee (incl. GST)	Year 21/22 Fee (incl. GST)	Unit	GST	Pricing Policy
------	----------------------------------	----------------------------------	------	-----	-------------------

Standard Rates [continued]

Secretarial Space	50% of Meeting room rates	all standard rates ranges	Y	M
Subject to availability. Only available for conferences.				

Promotional Rates

Venue Promotion rate	25% discount on standard rates	all standard rates ranges	Y	M
Regular hirer discount	10% discount on standard rates	all standard rates ranges	Y	M
Charity Ball NFP rate – Concert Hall & Cummings Room	25% discount on full day rate	Full day hire Mon-Sat	Y	M

Short lead time – booking within 4 weeks of event date

Short lead time – Not for Profit – City Hall	40% discount on standard rates	all standard rates ranges	Y	M
--	--------------------------------	---------------------------	---	---

Short lead time – booking within 10 weeks of event date

Balcony Wedding Ceremony	\$344.00	\$354.00	Mon-Fri 2-5pm	Y	M
Balcony Wedding Ceremony	\$538.00	\$553.00	Saturday 12-5pm	Y	M
Balcony Wedding Ceremony	\$649.00	\$665.00	Sunday 12-5pm	Y	M

Fort Scratchley

The parade grounds are not available for hire during normal operating hours for Fort Scratchley Historic Site.

Events at Fort Scratchley must cease by 10pm Sunday-Thursday, and midnight Friday and Saturday.

Standard Rates

Parade Ground – Charity/Not for Profit	\$468.00	\$480.00	Mon-Fri	Y	M
Parade Ground – Commercial/Private Hire	\$592.00	\$607.00	Mon-Fri	Y	M
Parade Ground – Charity/Not for Profit	\$540.00	\$555.00	Saturday	Y	M
Parade Ground – Commercial/Private Hire	\$664.00	\$681.00	Saturday	Y	M
Parade Ground – Charity/Not for Profit	\$620.00	\$637.00	Sunday	Y	M
Parade Ground – Commercial/Private Hire	\$744.00	\$764.00	Sunday	Y	M
Fort Scratchley Function Centre – Charity/Not for Profit	\$337.00	\$347.00	1/2 day hire Mon-Fri	Y	M
Fort Scratchley Function Centre – Commercial/Private Hire	\$481.00	\$494.00	1/2 day hire Mon-Fri	Y	M
Fort Scratchley Function Centre – Charity/Not for Profit	\$563.00	\$578.00	Full day hire Mon-Fri	Y	M
Fort Scratchley Function Centre – Commercial/Private Hire	\$805.00	\$826.00	Full day hire Mon-Fri	Y	M

Name	Year 20/21 Fee (incl. GST)	Year 21/22 Fee (incl. GST)	Unit	GST	Pricing Policy
------	----------------------------------	----------------------------------	------	-----	-------------------

Standard Rates [continued]

Fort Scratchley Function Centre – Charity/Not for Profit	\$572.00	\$586.00	1/2 day hire Sat	Y	M
Fort Scratchley Function Centre – Commercial/Private Hire	\$817.00	\$839.00	1/2 day hire Sat	Y	M
Fort Scratchley Function Centre – Charity/Not for Profit	\$888.00	\$911.00	Full day hire Sat	Y	M
Fort Scratchley Function Centre – Commercial/Private Hire	\$1,269.00	\$1,301.00	Full day hire Sat	Y	M
Fort Scratchley Function Centre – Charity/Not for Profit	\$650.00	\$666.00	1/2 day hire Sun	Y	M
Fort Scratchley Function Centre – Commercial/Private Hire	\$928.00	\$951.00	1/2 day hire Sun	Y	M
Fort Scratchley Function Centre – Charity/Not for Profit	\$992.00	\$1,017.00	Full day hire Sun	Y	M
Fort Scratchley Function Centre – Commercial/Private Hire	\$1,417.00	\$1,454.00	Full day hire Sun	Y	M
Barracks – North & South – Charity/Not for Profit	\$310.00	\$318.00	1/2 day hire Mon-Fri	Y	M
Barracks – North & South – Commercial/Private Hire	\$443.00	\$454.00	1/2 day hire Mon-Fri	Y	M
Barracks – North & South – Charity/Not for Profit	\$425.00	\$437.00	Full day hire Mon-Fri	Y	M
Barracks – North & South – Commercial/Private Hire	\$608.00	\$624.00	Full day hire Mon-Fri	Y	M
Barracks – North & South – Charity/Not for Profit	\$446.00	\$457.00	1/2 day hire Sat	Y	M
Barracks – North & South – Commercial/Private Hire	\$637.00	\$653.00	1/2 day hire Sat	Y	M
Barracks – North & South – Charity/Not for Profit	\$650.00	\$666.00	Full day hire Sat	Y	M
Barracks – North & South – Commercial/Private Hire	\$929.00	\$952.00	Full day hire Sat	Y	M
Barracks – North & South – Charity/Not for Profit	\$523.00	\$536.00	1/2 day hire Sun	Y	M
Barracks – North & South – Commercial/Private Hire	\$748.00	\$768.00	1/2 day hire Sun	Y	M
Barracks – North & South – Charity/Not for Profit	\$754.00	\$774.00	Full day hire Sun	Y	M
Barracks – North & South – Commercial/Private Hire	\$1,077.00	\$1,104.00	Full day hire Sun	Y	M

Promotional Rates

Regular hirer discount	10% discount on standard rates	all standard rates ranges	Y	M
Venue Promotion rate	25% discount on standard rates	all standard rates ranges	Y	M

Name	Year 20/21 Fee (incl. GST)	Year 21/22 Fee (incl. GST)	Unit	GST	Pricing Policy
------	----------------------------------	----------------------------------	------	-----	-------------------

Wheeler Place and Museum Lawn

Events held in Wheeler Place and Museum Lawn attract both a licence fee and a service fee which varies according to the nature and duration of the event. Staff charges may also apply, for instance if your event requires vehicular access or set up of equipment.

Exclusive use is not guaranteed.

There are minimal fees for free events that do not involve any sales, but a licence fee is always payable. For applicable licence fees, please refer to the Major Events & Corporate Affairs Fees & Charges section in this document.

Any damage must be paid for, regardless of the type of event.

Service Fee – Using up to 50% of site – Commercial event	\$62.00	\$64.00	per hour (min 2hrs)	Y	M
Service Fee – Using up to 50% of site – Non commercial event	\$55.00	\$57.00	flat fee	Y	M
Service Fee – Entire site – Commercial event	\$129.00	\$132.00	per hour (min 2hrs)	Y	M
Service Fee – Entire site – Non commercial event	\$55.00	\$57.00	flat fee	Y	M
Service Fee – Using up to 50% of site – Commercial event	\$412.00	\$423.00	per day	Y	M
Service Fee – Using up to 50% of site – Non commercial event	\$110.00	\$113.00	per day	Y	M
Service Fee – Entire site – Commercial event	\$824.00	\$846.00	per day	Y	M
Service Fee – Entire site – Non commercial event	\$110.00	\$113.00	per day	Y	M
Service Fee – Using up to 50% of site – Commercial event	\$1,802.00	\$1,847.00	per week	Y	M
Service Fee – Using up to 50% of site – Non commercial event	\$220.00	\$227.00	per week	Y	M
Service Fee – Entire site – Commercial event	\$3,605.00	\$3,695.00	per week	Y	M
Service Fee – Entire site – Non commercial event	\$220.00	\$227.00	per week	Y	M
Event installation assistance		staff rate	per event (min 4hrs)	Y	F

Civic Theatre

Venue Hire for Live Performance is charged at the published hire rate, or 11% of the net box office, whichever is greater.

Venue Hire fees for Live Performance events do not include staff. An Entertainment Industry Service Fee is charged at the rate determined by Live Performance Australia.

Ground Floor Lounge Bar & Foyer, First Floor Promenade Room & Balcony & Promenade Foyer may be hired independently from the theatre. Hire rates provide for the usual, existing setup, and do not include AV or staff.

Shared access rates are subject to availability, and are applicable only when there are multiple bookings occurring on one day.

Our Dance School package includes 6.5 hours of occupancy and staffing for rehearsal, plus 6 hours of occupancy and staffing for performance, standard in-house lighting, sound, staging and AV equipment, broadcast allowance,

Name	Year 20/21 Fee (incl. GST)	Year 21/22 Fee (incl. GST)	Unit	GST	Pricing Policy
------	----------------------------------	----------------------------------	------	-----	-------------------

Civic Theatre [continued]

Industry Service Fee, and St Johns Ambulance. Package is only available for Sunday - Thursday performances and rehearsals. The Dance School Package document provides more details.

A surcharge may be levied for live performance events in the Civic Theatre where a significant restriction is placed on the venue's usual ability to generate income from the operation of the Theatre bar.

An additional cleaning fee will be charged when post show cleaning cannot be completed in the usual time, for instance if there is use of glitter or confetti.

Maximum backstage capacities apply and additional venue hire fees will be applicable for additional spaces required.

Standard Rates

Auditorium & Stage (Sunday – Tuesday) – Charity/Not for Profit	\$2,202.00	\$2,257.00	per day 0500 – 0459	Y	M
Auditorium & Stage (Sunday – Tuesday) – Commercial/Private Hire	\$3,146.00	\$3,226.00	per day 0500-0459	Y	M
Auditorium & Stage (Wednesday – Saturday) – Charity/Not for Profit	\$3,156.00	\$3,236.00	per day 0500 – 0459	Y	M
Auditorium & Stage (Wednesday – Saturday) – Commercial/Private Hire	\$4,508.00	\$4,621.00	per day 0500-0459	Y	M
Auditorium & Stage (Weekly) – Charity/Not for Profit	\$15,414.00	\$15,799.00	per week	Y	M
Runs from Wednesday-Tuesday, which may be varied by agreement					
Auditorium & Stage (Weekly) – Commercial/Private Hire	\$22,019.00	\$22,569.00	per week	Y	M
Runs from Wednesday-Tuesday, which may be varied by agreement					
Auditorium & Stage (Performance rehearsals/bump-in/bump-out) – Charity/Not for Profit	\$1,541.00	\$1,581.00	per day 0500 – 0459	Y	M
Auditorium & Stage (Performance rehearsals/bump-in/bump-out) – Commercial/Private Hire	\$2,202.00	\$2,257.00	per day 0500-0459	Y	M
Auditorium & Stage Shared Access Rate – Charity/Not for Profit	\$1,248.00	\$1,279.00	Sunday-Tuesday	Y	M
Auditorium & Stage Shared Access Rate – Commercial/Private Hire	\$1,782.00	\$1,827.00	Sunday-Tuesday	Y	M
Auditorium & Stage Shared Access Rate – Charity/Not for Profit	\$1,788.00	\$1,833.00	Wednesday-Saturday	Y	M
Auditorium & Stage Shared Access Rate – Commercial/Private Hire	\$2,554.00	\$2,619.00	Wednesday – Saturday	Y	M
Surcharge – loss of income due to bar operation restrictions	\$2.00	\$2.05	per patron	Y	M

Promotional Rates

Short access rate – 3 hours – Charity / Not for Profit	\$0.00	\$628.00		Y	M
No performance / no audience. Only bookable 4 weeks out.					

Name	Year 20/21 Fee (incl. GST)	Year 21/22 Fee (incl. GST)	Unit	GST	Pricing Policy
------	----------------------------------	----------------------------------	------	-----	-------------------

Promotional Rates [continued]

Short access rate – 3 hours – Commercial	\$0.00	\$711.00		Y	M
No performance / no audience. Only bookable 4 weeks out.					
Dance School Package	\$13,396 - \$17,500		per event	Y	M
	Last YR Fee \$13,396 - \$16,500				
Regular hirer discount	10% discount on standard rate		all standard rates ranges	Y	M

Short lead time – booking within 10 weeks of event date

Auditorium & Stage	30% discount on standard rates		all standard rates ranges	Y	M
Ground Floor Lounge Bar & Foyer only – Charity/Not for Profit	\$220.00	\$227.00	5hrs hire	Y	M
Ground Floor Lounge Bar & Foyer only – Commercial/Private Hire	\$314.00	\$322.00	5hrs hire	Y	M
First Floor Promenade Room/Balcony only – Charity/Not for Profit	\$183.00	\$188.00	5hrs hire	Y	M
First Floor Promenade Room/Balcony only – Commercial/Private Hire	\$263.00	\$270.00	5hrs hire	Y	M
First Floor Promenade Foyer (including Promenade Room and Balcony) – Charity/Not for Profit	\$220.00	\$227.00	5hrs hire	Y	M
First Floor Promenade Foyer (including Promenade Room and Balcony) – Commercial/Private Hire	\$314.00	\$322.00	5hrs hire	Y	M

Civic Playhouse

A surcharge may be levied where a bar service is requested by the hirer, but the performance attracts very low attendance.

Standard Rates

Playhouse (includes Dressing room and Foyer) – Charity/Not for Profit	\$422.00	\$434.00	per day 0500 – 0459	Y	M
Playhouse (includes Dressing room and Foyer) – Commercial/Private Hire	\$603.00	\$619.00	per day 0500-0459	Y	M
Playhouse (includes Dressing room and Foyer) – Charity/Not for Profit	\$1,395.00	\$1,430.00	per week Mon-Fri	Y	M
Playhouse (includes Dressing room and Foyer) – Commercial/Private Hire	\$1,992.00	\$2,042.00	per week Mon-Fri	Y	M
Playhouse (includes Dressing room and Foyer) – Charity/Not for Profit	\$1,688.00	\$1,731.00	per week Mon-Sat	Y	M
Playhouse (includes Dressing room and Foyer) – Commercial/Private Hire	\$2,411.00	\$2,472.00	per week Mon-Sat	Y	M
Surcharge – loss of income due to low attendance	\$110.00	\$111.00	per performance	Y	M

Name	Year 20/21 Fee (incl. GST)	Year 21/22 Fee (incl. GST)	Unit	GST	Pricing Policy
------	----------------------------------	----------------------------------	------	-----	-------------------

Promotional Rates

Regular hirer discount	10% discount on standard rates	all standard rates ranges	Y	M
------------------------	--------------------------------	---------------------------	---	---

Short lead time – booking within 4 weeks of event date

Playhouse (includes Dressing room and Foyer)	30% discount on standard rates	all standard rates ranges	Y	M
Playhouse Foyer only – Charity/Not for Profit	\$144.00	\$149.00	per day 0700-1700	Y M
Playhouse Foyer only – Commercial/Private Hire	\$206.00	\$212.00	per day 0700-1700	Y M

Newcastle Visitor Information Centre

Venue hire includes venue and staffing within the Visitor Information Centre building and southern platform.

In-centre promotional opportunities	100.00-500.00	per event	Y	M
Site fees – pop up events	15% of turnover	per event	Y	M
Visitor Information Centre – Charity/Not for Profit	\$407.00	\$418.00	Mon-Fri 5-10pm only	Y M
Visitor Information Centre – Commercial/Private	\$626.00	\$643.00	Mon-Fri 5-10pm only	Y M
Visitor Information Centre – Charity/Not for Profit	\$787.00	\$807.00	Saturday 5-11pm only	Y M
Visitor Information Centre – Commercial/Private	\$1,210.00	\$1,241.00	Saturday 5-11pm only	Y M
Visitor Information Centre – Charity/Not for Profit	\$777.00	\$796.00	Sunday 5-10pm only	Y M
Visitor Information Centre – Commercial/Private	\$1,196.00	\$1,226.00	Sunday 5-10pm only	Y M

City Administration Centre

Staffing costs will be charged in addition to Venue Hire.

Function Area – Charity/Not for Profit	\$329.00	\$337.00	Mon-Fri 4hrs or less	Y	M
Function Area – Commercial/Private Hire	\$470.00	\$483.00	Mon-Fri 4hrs or less	Y	M
Function Area – Charity/Not for Profit	\$626.00	\$643.00	Mon-Fri between 4-8hrs	Y	M
Function Area – Commercial/Private Hire	\$894.00	\$917.00	Mon-Fri between 4-8hrs	Y	M
Function Area – Charity/Not for Profit	\$428.00	\$439.00	Saturday 4hrs or less	Y	M
Function Area – Commercial/Private Hire	\$612.00	\$628.00	Saturday 4hrs or less	Y	M
Function Area – Charity/Not for Profit	\$770.00	\$789.00	Saturday between 4-8hrs	Y	M

Name	Year 20/21 Fee (incl. GST)	Year 21/22 Fee (incl. GST)	Unit	GST	Pricing Policy
------	----------------------------------	----------------------------------	------	-----	-------------------

City Administration Centre [continued]

Function Area – Commercial/Private Hire	\$1,100.00	\$1,128.00	Saturday between 4-8hrs	Y	M
Function Area – Charity/Not for Profit	\$504.00	\$517.00	Sunday 4hrs or less	Y	M
Function Area – Commercial/Private Hire	\$720.00	\$738.00	Sunday 4hrs or less	Y	M
Function Area – Charity/Not for Profit	\$896.00	\$919.00	Sunday between 4-8hrs	Y	M
Function Area – Commercial/Private Hire	\$1,280.00	\$1,313.00	Sunday between 4-8hrs	Y	M

Newcastle Museum

Museum Exhibition Spaces: 5-10pm hire only. Includes one space only of Newcastle Story, Under the Earth Ball, BHP Gallery, Foyer.

All functions must cease by 10:00pm Sunday-Thursday (Pack-up cessation time 11:00pm); Cease by 11:00pm Friday & Saturday (Pack-up cessation time 12 midnight).

Standard Rates

Museum Theatre – Charity/Not for Profit	\$279.00	\$287.00	1/2 day hire Mon-Fri	Y	M
Museum Theatre – Commercial/Private Hire	\$430.00	\$441.00	1/2 day hire Mon-Fri	Y	M
Museum Theatre – Charity/Not for Profit	\$464.00	\$476.00	Full day hire Mon-Fri	Y	M
Museum Theatre – Commercial/Private Hire	\$713.00	\$731.00	Full day hire Mon-Fri	Y	M
Museum Theatre – Charity/Not for Profit	\$497.00	\$510.00	1/2 day hire Sat	Y	M
Museum Theatre – Commercial/Private Hire	\$765.00	\$785.00	1/2 day hire Sat	Y	M
Museum Theatre – Charity/Not for Profit	\$764.00	\$784.00	Full day hire Sat	Y	M
Museum Theatre – Commercial/Private Hire	\$1,176.00	\$1,205.00	Full day hire Sat	Y	M
Museum Theatre – Charity/Not for Profit	\$570.00	\$584.00	1/2 day hire Sun	Y	M
Museum Theatre – Commercial/Private Hire	\$877.00	\$900.00	1/2 day hire Sun	Y	M
Museum Theatre – Charity/Not for Profit	\$861.00	\$883.00	Full day hire Sun	Y	M
Museum Theatre – Commercial/Private Hire	\$1,325.00	\$1,358.00	Full day hire Sun	Y	M
Museum Exhibition Spaces – Charity/Not for Profit	\$419.00	\$431.00	Mid Week 5-10pm only	Y	M
Museum Exhibition Spaces – Commercial/Private Hire	\$645.00	\$661.00	Mid Week 5-10pm only	Y	M

Name	Year 20/21 Fee (incl. GST)	Year 21/22 Fee (incl. GST)	Unit	GST	Pricing Policy
------	----------------------------------	----------------------------------	------	-----	-------------------

Standard Rates [continued]

Museum Exhibition Spaces – Charity/Not for Profit	\$811.00	\$832.00	Saturday 5-11pm only	Y	M
Museum Exhibition Spaces – Commercial/Private Hire	\$1,246.00	\$1,277.00	Saturday 5-11pm only	Y	M
Museum Exhibition Spaces – Charity/Not for Profit	\$800.00	\$820.00	Sunday 5-10pm only	Y	M
Museum Exhibition Spaces – Commercial/Private Hire	\$1,232.00	\$1,263.00	Sunday 5-10pm only	Y	M
Museum Exhibition Spaces – Charity/Not for Profit	\$419.00	\$431.00	Mondays – 5hrs hire	Y	M
Museum Exhibition Spaces – Commercial/Private Hire	\$645.00	\$661.00	Mondays – 5hrs hire	Y	M
Museum Lawn – Charity/Not for Profit	\$468.00	\$480.00	4hrs hire Mon-Fri	Y	M
Museum Lawn – Commercial/Private Hire	\$592.00	\$607.00	4hrs hire Mon-Fri	Y	M
Museum Lawn – Charity/Not for Profit	\$540.00	\$555.00	4hrs hire Sat	Y	M
Museum Lawn – Commercial/Private Hire	\$664.00	\$681.00	4hrs hire Sat	Y	M
Museum Lawn – Charity/Not for Profit	\$620.00	\$637.00	4hrs hire Sun	Y	M
Museum Lawn – Commercial/Private Hire	\$744.00	\$764.00	4hrs hire Sun	Y	M

Promotional Rates

Venue Promotion rate	25% discount on standard rates	all standard rates ranges	Y	M
----------------------	--------------------------------	---------------------------	---	---

Additional Services

Fees charged on ticket sales are based on the value of the ticket, and the method of calculation will be published on the Civic Theatre website and may be reviewed from time to time.

The cost of St Johns ambulance officers will be on charged to the hirer. Security may be required at the Theatre management's discretion and will also be on charged to the hirer.

Function cancellation fees may be refunded where another booking is secured which replaces the cancelled booking, less an administration charge of \$50.

For non – ticketed venue hire, the remainder of the deposit payment is due 14 days prior to the event commencement date.

Attendance Fee (where performance/event presented by City of Newcastle)	0.00-500.00	per ticket	Y	M
Price is set by a case-by-case assessment of: the cost of service delivery, market competition, and the ability to attract adequate usage of the service.				
Fee for selling complimentary tickets	2 x face value of ticket	per ticket	Y	M
Technical Equipment: Consumables, Hired Equipment or Services	cost plus 11%		Y	F

Name	Year 20/21 Fee (incl. GST)	Year 21/22 Fee (incl. GST)	Unit	GST	Pricing Policy
------	----------------------------------	----------------------------------	------	-----	-------------------

Additional Services [continued]

Late Provision of Production Requirements (within 28 days)	\$112.00	\$115.00	per day	Y	M
Programs and Merchandising Commission	11% total sales			Y	M
Merchandising – Additional charge imposed for selling own Merchandise	11% total sales			Y	M
Marketing Services	cost plus 11%		per performance	Y	F
Ticket Service Fees	Up to 10.00		per ticket	Y	M
Provision of First Aid service	cost plus 11%		per performance	Y	F
Security	cost plus 11%		per performance	Y	F
Additional Room Hire after initial hire period	pro-rata		per hour	Y	M
Pro-rata hourly rate based on the facility hire					
Deposit – Functions and Live Performance Bookings (up to \$5,000)	100% of total venue hire up to \$5,000		per event	Y	M
Deposit – Functions and Live Performance Bookings (\$5,000 – \$10,000)	\$5,000.00	\$5,000.00	per event	Y	M
Deposit – Functions and Live Performance Bookings (\$10,000 – \$40,000)	\$10,000.00	\$10,000.00	per event	Y	M
Deposit – Functions and Live Performance Bookings (\$40,000 and over)	25% of total venue hire		per event	Y	M
Bond – Live Performance Bookings	Minimum \$500, up to 100% of full venue hire		per event	N	M
Payment for damages – Hirer or their contracted supplier	cost plus 11%		per event	Y	M
Room set-up changes for functions	100 plus staff costs		per change	Y	M
Additional Cleaning	staff rate		per hour	Y	M
Function Cancellation Fees – 0-3 days from event	full venue hire plus catering		per event	Y	M
Function Cancellation Fees – 4-21 days from event	50% venue hire plus catering		per event	Y	M
Function Cancellation Fees – 22-270 days from event	50% venue hire		per event	Y	M
Function Cancellation Fees – >270 days from event	\$50.00	\$100.00	per event	Y	M
Live Performance Cancellation Fees – <180 days from event	Deposit forfeit plus ticketing fees incurred plus staff charge to process refunds (min 4hrs)		per show or season	Y	M
Live Performance Cancellation Fees – >180 days from event	250 plus ticketing fees incurred plus staff charge to process refunds		per show or season	Y	M

Equipment Hire

Wireless Microphone Handheld	\$53.00	\$55.00	per day	Y	M
Wireless Microphone Handheld	\$158.00	\$165.00	3 – 7 days	Y	M
Wireless Microphone Lapel	\$73.00	\$76.00	per day	Y	M
Wireless Microphone Lapel	\$220.00	\$228.00	3 – 7 days	Y	M

Name	Year 20/21 Fee (incl. GST)	Year 21/22 Fee (incl. GST)	Unit	GST	Pricing Policy
------	----------------------------------	----------------------------------	------	-----	-------------------

Equipment Hire [continued]

DPA headset microphone	\$53.00	\$55.00	per day	Y	M
DPA headset microphone	\$158.00	\$165.00	3 – 7 days	Y	M
Data Projector (HDMI or VGA Input)	\$0.00	\$500.00	per day	Y	M
Data Projector (HDMI or VGA Input)	\$0.00	\$1,500.00	3 – 7 days	Y	M
Data Projector (HDMI or VGA Input) + Screen + Drapes – Portable	\$263.00	\$270.00	per day	Y	M
Data Projector (HDMI or VGA Input) + Screen + Drapes – Portable	\$787.00	\$810.00	3 – 7 days	Y	M
Data Projector (HDMI or VGA Input) + Screen + Drapes – Installed	\$210.00	\$216.00	per day	Y	M
Data Projector (HDMI or VGA Input) + Screen + Drapes – Installed	\$629.00	\$648.00	3 – 7 days	Y	M
Data Projector (HDMI or VGA Input) + Screen + Drapes – Civic Theatre	\$629.00	\$756.00	per day	Y	M
Data Projector (HDMI or VGA Input) + Screen + Drapes – Civic Theatre	\$1,887.00	\$2,268.00	3 – 7 days	Y	M
Screen with Drapes	\$263.00	\$270.00	per day	Y	M
Screen with Drapes	\$787.00	\$810.00	3 – 7 days	Y	M
Meyer M1D Line Array – Concert Hall	\$367.00	\$376.00	per day	Y	M
Meyer M1D Line Array – Concert Hall	\$1,101.00	\$1,128.00	3 – 7 days	Y	M
Meyer Sound System – Civic Theatre	\$447.00	\$458.00	per day	Y	M
Meyer Sound System – Civic Theatre	\$1,340.00	\$1,374.00	3 – 7 days	Y	M
Outdoor Sound System – City Hall	\$53.00	\$55.00	per day	Y	M
Outdoor Sound System – City Hall	\$158.00	\$165.00	3 – 7 days	Y	M
Meyer Audio UPM Delay System – Civic Theatre	\$105.00	\$108.00	per day	Y	M
Meyer Audio UPM Delay System – Civic Theatre	\$314.00	\$324.00	3 – 7 days	Y	M
Meyer Audio UPA Truss System – Civic Theatre	\$105.00	\$108.00	per day	Y	M
Meyer Audio UPA Truss System – Civic Theatre	\$314.00	\$324.00	3 – 7 days	Y	M
Laptops – Windows	\$68.00	\$71.00	per day	Y	M
Laptops – Windows	\$205.00	\$213.00	3 – 7 days	Y	M
Laptops – Macbook Pro with Qlab	\$105.00	\$108.00	per day	Y	M
Laptops – Macbook Pro with Qlab	\$0.00	\$324.00	Per Week	Y	M
Flatscreen LCD with Stand	\$105.00	\$108.00	per day	Y	M
Flatscreen LCD with Stand	\$314.00	\$324.00	3 – 7 days	Y	M
Flatscreen LCD with Stand x 2	\$183.00	\$188.00	per day	Y	M
Flatscreen LCD with Stand x 2	\$550.00	\$564.00	3 – 7 days	Y	M
Piano Grand Piano (Steinway) – City Hall	\$273.00	\$281.00	per day	Y	M
Piano Grand Piano (Steinway) – City Hall	\$808.00	\$842.00	3 – 7 days	Y	M
Piano Yamaha C5 – Civic Theatre	\$141.00	\$146.00	per day	Y	M
Piano Yamaha C5 – Civic Theatre	\$424.00	\$438.00	3 – 7 days	Y	M
Stage Extensions (2.4m x 1.2m) – City Hall	\$32.00	\$33.00	per piece per event	Y	M
Hazer Unique	\$83.00	\$86.00	per day	Y	M
Hazer Unique	\$241.00	\$258.00	3 – 7 days	Y	M
Vision Mixer	\$68.00	\$71.00	per day	Y	M

Name	Year 20/21 Fee (incl. GST)	Year 21/22 Fee (incl. GST)	Unit	GST	Pricing Policy
------	----------------------------------	----------------------------------	------	-----	-------------------

Equipment Hire [continued]

Vision Mixer	\$205.00	\$213.00	3 – 7 days	Y	M
Follow Spot	\$53.00	\$55.00	per day	Y	M
Follow Spot	\$158.00	\$165.00	3 – 7 days	Y	M
Follow Spot Operator	Staff Rate		Min 4 hours	Y	P
Additional Flip Chart pads	cost plus 11%		each	Y	F
Photocopies – A4 or A3 Black and white only	\$1.30	\$1.40	per page	Y	P
First 10 pages free of charge					
Photocopies – A4 or A3 Colour	\$1.80	\$1.90	per page	Y	P
First 10 pages free of charge					

Staff Rates

Venue Staff: Commissionaire, Security, Cleaning

Staff charges may be levied setup for functions outside of Monday-Friday 0900-1700. The number of staff required for each function depends on venue operational factors and event patronage at a estimated ratio of 1:100. Additional staff charges apply for technical support. Penalties apply to daily labour recovery rate when a staff member works in excess of 8 hours (charged at Sunday/Overtime rate)

Monday-Friday	\$48.00	\$49.00	per hour (minimum 2hrs)	Y	F
Saturday	\$65.00	\$67.00	per hour (minimum 2hrs)	Y	F
Sunday, Public Holidays, Overtime	\$84.00	\$87.00	per hour (minimum 2hrs)	Y	F

Technical Staff

Penalties apply to daily labour recovery rate when a staff member works in excess of 8 hours (charged at Sunday/Overtime rate.)

Monday – Saturday	\$54.00	\$55.00	per hour (minimum 4hrs)	Y	F
Overtime, Sunday, Public Holidays & Meal Penalty	\$84.00	\$86.00	per hour (minimum 4hrs)	Y	F
Broadcast Allowance	\$160.00	\$164.00	per performance per person	Y	F

Food and Beverage, Front of House, Box Office, Merchandise, Cleaning staff rates

Penalties apply to daily labour recovery rate when a staff member works in excess of 8 hours (charged at Sunday/Overtime rate.)

Name	Year 20/21 Fee (incl. GST)	Year 21/22 Fee (incl. GST)	Unit	GST	Pricing Policy
------	----------------------------------	----------------------------------	------	-----	-------------------

Food and Beverage, Front of House, Box Office, Merchandise, Cleaning staff rates [continued]

Monday – Saturday	\$51.00	\$52.00	per hour (minimum 4hrs)	Y	F
Overtime, Sunday, Public Holidays & Meal Penalty	\$79.00	\$81.00	per hour (minimum 4hrs)	Y	F

Newcastle Art Gallery

Venue Hire

NFP rate applies to registered incorporated not-for-profit organisations or Charities, presenting events with community benefit or cultural purpose where the organisation is based in the LGA or can clearly demonstrate a reinvestment back into the LGA community. Does not apply to any other organisation or commercial purpose.

Public Programs Partner event rate is by INVITATION ONLY and applies to organisations and community groups invited to contribute to Newcastle Art Gallery's public program of events. The event must align with Newcastle Art Gallery's audience development goals and present clear synergies to the Gallery programming and collection.

Hire includes (where applicable): electricity, A/C, minimum event staff (2), cleaning, initial setup, tables, chairs, table cloths, wi-fi, lectern & microphone.

Hire excludes additional equipment hire, additional staff (required for events with 100+ attendees), responsible service of alcohol and/or catering and staffing (must be provided by external caterer), operational costs and additional cleaning charges.

Newcastle Art Gallery Ground Floor, 1st Floor, and Outdoor Garden - not available for hire during operating hours.

Newcastle Art Gallery Conference Room – Charity / Not for Profit	\$101.00	\$101.00	5hrs hire	Y	M
Newcastle Art Gallery Conference Room – Commercial / Private Hire	\$155.00	\$155.00	5hrs hire	Y	M
Newcastle Art Gallery Ground Floor – Charity / Not for Profit	\$520.00	\$520.00	5hrs hire	Y	M
Newcastle Art Gallery Ground Floor – Commercial / Private Hire	\$800.00	\$800.00	5hrs hire	Y	M
Newcastle Art Gallery 1st Floor (includes Ground Floor) – Charity / Not for Profit	\$864.00	\$864.00	5hrs hire	Y	M
Newcastle Art Gallery 1st Floor (includes Ground Floor) – Commercial / Private Hire	\$1,328.00	\$1,328.00	5hrs hire	Y	M
Newcastle Art Gallery Outdoor Garden – Charity / Not for Profit	\$325.00	\$325.00	5hrs hire	Y	M
Newcastle Art Gallery Outdoor Garden – Commercial / Private Hire	\$500.00	\$500.00	5hrs hire	Y	M
Newcastle Art Gallery – Public Programs Partner	\$0.00	\$0.00	5hrs hire	Y	M

Includes hire of Newcastle Art Gallery Conference Room, Ground Floor, 1st Floor (includes Ground Floor), or Outdoor Garden.

Additional Room Hire Pro-rata hourly rate based on the facility hire	pro-rata	per hour	Y	M
Function Booking Deposit	full venue hire plus staff costs	per event	Y	M
Bond	full venue hire	per event	N	M
Damages – Hirer or contracted supplier	cost plus 11%	per event	Y	M

Name	Year 20/21 Fee (incl. GST)	Year 21/22 Fee (incl. GST)	Unit	GST	Pricing Policy
------	----------------------------------	----------------------------------	------	-----	-------------------

Venue Hire [continued]

Room set-up changes	100 plus staff costs		per change	Y	M
Additional Cleaning	staff rate		per hour	Y	M
Function Cancellation Fees – 0-3 days from event	full venue hire plus staff costs plus catering		per event	Y	M
Cancellation fees may be refunded where another booking has been made to replace the cancelled booking less an administration charge of \$50.					
Function Cancellation Fees – 4-14 days from event	full venue hire plus catering		per event	Y	M
Cancellation fees may be refunded where another booking has been made to replace the cancelled booking less an administration charge of \$50.					
Function Cancellation Fees – 15-90 days from event	full venue hire		per event	Y	M
Cancellation fees may be refunded where another booking has been made to replace the cancelled booking less an administration charge of \$50.					
Function Cancellation Fees – 90-270 days from event	50% venue hire		per event	Y	M
Cancellation fees may be refunded where another booking has been made to replace the cancelled booking less an administration charge of \$50.					
Cancellation Fees – >270 days from event	\$50.00	\$50.00	per event	Y	M
Cancellation fees may be refunded where another booking has been made to replace the cancelled booking less an administration charge of \$50.					

Staff Rates

Staff charges may be levied setup for functions outside of Monday-Friday 0900-1700. The number of staff required for each function depends on operational factors and event patronage at an estimated ration of 1:100. Additional staff charges apply for technical support. Penalties apply to daily labour recovery rate when a staff member works in excess of 8 hours (charged at Sunday/Overtime rate)

Monday-Friday	\$48.00	\$49.00	per hour (minimum 2hrs)	Y	F
Saturday	\$65.00	\$67.00	per hour (minimum 2hrs)	Y	F
Sunday, Public Holidays, Overtime: Art Gallery Assistant	\$84.00	\$86.00	per hour (minimum 2hrs)	Y	F

Equipment Hire

Wireless Microphone Handheld	\$50.00	\$50.00	per day	Y	M
Wireless Microphone Handheld	\$150.00	\$150.00	3 – 7 days	Y	M
Wireless Microphone Lapel	\$70.00	\$70.00	per day	Y	M
Wireless Microphone Lapel	\$210.00	\$210.00	3 – 7 days	Y	M
Data Projector (HDMI or VGA Input) + Screen + Drapes – Portable	\$250.00	\$250.00	per day	Y	M
Data Projector (HDMI or VGA Input) + Screen + Drapes – Portable	\$750.00	\$750.00	3 – 7 days	Y	M
Installed Audio System – Art Gallery	\$100.00	\$100.00	per day	Y	M

Name	Year 20/21 Fee (incl. GST)	Year 21/22 Fee (incl. GST)	Unit	GST	Pricing Policy
------	----------------------------------	----------------------------------	------	-----	-------------------

Equipment Hire [continued]

Laptops – Windows	\$65.00	\$65.00	per day	Y	M
Laptops – Windows	\$195.00	\$195.00	3 – 7 days	Y	M

Exhibitions & Public Programs

Regular Children's events	0.01-20.00		per event day	Y	P
inc. School Holiday Workshops					
Adult workshops	0.01-200.00		per event day	Y	P
Exhibition Openings	0.01-20.00		per event day	Y	P
Public Programming / Exhibition Events	0.01-200.00		per event day	Y	P
inc. artist talks, performances, etc.					
Kilgour Prize Entry Fees	\$50.00	\$50.00	per application	Y	P
Travel mileage for outside LGA	\$0.68	\$0.72	per km	Y	P

Collection Management

Loan preparation service fee (1-5 items)	\$265.00	\$272.00	per loan	Y	P
Loan preparation service fee (6 or more items)	\$530.00	\$543.00	per loan	Y	P
Freight & Crating service fee		POA		Y	P
Image hire fee	\$155.00	\$159.00	per image	Y	F
Exhibition Hire fee		POA	per exhibition	Y	F
Out of area service per diem	\$165.00	\$169.00	daily rate	Y	F

Newcastle Museum

Newcastle Museum Venue Hire, and associated Staff Rates and Equipment Hire - please refer to Civic Services Venue Hire (incorporating all Newcastle Venues).

Exhibitions & Audience Engagement

BHP Sound and Light Show	\$75.00	\$75.00	per show	Y	P
Public Program (maximum charge)	\$60.00	\$65.00	per person	Y	P
Workshop or Training (maximum charge)	\$200.00	\$200.00	per person	Y	P
Individual maximum charge					
Education Program (maximum charge)	\$70.00	\$75.00	per school class of 35 pax maximum	Y	P

Name	Year 20/21 Fee (incl. GST)	Year 21/22 Fee (incl. GST)	Unit	GST	Pricing Policy
------	----------------------------------	----------------------------------	------	-----	-------------------

Exhibitions & Audience Engagement [continued]

Museum Express Outreach Program – Booked group (maximum charge)	\$200.00	\$200.00	per show = 2 classes, additional class on negotiation	Y	P
Travel mileage for outside LGA	\$0.68	\$0.72	per km	Y	P
Exhibition Hire fee		POA	per exhibition	Y	F
Out of area service per diem	\$165.00	\$169.00	daily rate	Y	F

Guided Tours

Individual tour (maximum charge)	\$17.00	\$17.00	per person	Y	P
Tour – Booked group up to x25 (maximum charge)	\$60.00	\$75.00	per group 1-25 pax	Y	P

Fort Scratchley

Tunnel Tours – Adult	\$13.00	\$13.00	per person	Y	P
Tunnel Tours – Children 4 – 14yrs	\$7.00	\$7.00	per person	Y	P
Kids under 4yrs are free					
Tunnel Tours – Family (2 Adults, 2 Children)	\$33.00	\$33.00	per person	Y	P
Tunnel Tours – Concession	\$8.50	\$8.50	per person	Y	P
Site and Tunnel Tours – Adult	\$16.50	\$16.50	per person	Y	P
Site and Tunnel Tours – Children 4 – 14yrs	\$8.50	\$8.50	per person	Y	P
Kids under 4yrs are free					
Site and Tunnel Tours – Family (2 Adults, 2 Children)	\$39.00	\$39.00	per person	Y	P
Site and Tunnel Tours – Concession	\$9.50	\$9.50	per person	Y	P
Cruise Ship Group Rates – per person (maximum charge)	\$38.00	\$38.00	per person	Y	M
Includes 30 min. Newcastle & site presentation and booklet; 15 per group in tunnels					

Collection Management

Loan preparation service fee	\$265.00	\$272.00	per loan	Y	P
Freight & Crating service fee		POA		Y	P

Staff Rates

Monday-Friday	\$48.00	\$49.00	per hour (minimum 2hrs)	Y	F
Saturday	\$65.00	\$67.00	per hour (minimum 2hrs)	Y	F

Name	Year 20/21 Fee (incl. GST)	Year 21/22 Fee (incl. GST)	Unit	GST	Pricing Policy
------	----------------------------------	----------------------------------	------	-----	-------------------

Staff Rates [continued]

Sunday, Public Holidays, Overtime	\$84.00	\$86.00	per hour (minimum 2hrs)	Y	F
-----------------------------------	---------	---------	-------------------------------	---	---

Index of all fees

Other

"10 minute a day" brochure bundle	[Children's Activities]	70
"Neighbourhood Watch" and "Safe House" Scheme Signs	[Community Facility & Street Name Signs/Erection of Signs]	41

1

100% Garden Waste – excluding stumps (no food)	[Waste Disposal & Recycling]	72
10P Ticket Parking	[Parking Meter Fees]	43
10P Ticket Parking	[Parking Meter Fees]	43
1100 litre Recycling bin, standard service day, fortnightly service	[User Pays Recycling Service – additional services]	76
1100 litre residual waste – Mon-Fri	[Wheeled Container Service – 1100 litre residual waste – KERBSIDE]	75
12P Ticket Parking	[Parking Meter Fees]	43
12P Ticket Parking	[Parking Meter Fees]	43
140 litre residual waste – Mon-Fri – 1 to 4 weekly services	[Wheeled Container Service – 140 litre residual waste – KERBSIDE]	75
140 litre residual waste – Mon-Fri – 5 to 8 weekly services	[Wheeled Container Service – 140 litre residual waste – KERBSIDE]	75
140 litre residual waste – Mon-Fri – 9 and over	[Wheeled Container Service – 140 litre residual waste – KERBSIDE]	75
140 litre residual waste – Saturday & Sunday	[Wheeled Container Service – 140 litre residual waste – KERBSIDE]	75
1P Ticket Parking	[Parking Meter Fees]	42

2

240 litre Recycling bin, standard service day, fortnightly service	[User Pays Recycling Service – additional services]	76
240 litre residual waste – Mon-Fri – 1 to 4 weekly services	[Wheeled Container Service – 240 litre residual waste – KERBSIDE]	75
240 litre residual waste – Mon-Fri – 5 to 8 weekly services	[Wheeled Container Service – 240 litre residual waste – KERBSIDE]	75
240 litre residual waste – Mon-Fri 9 and over	[Wheeled Container Service – 240 litre residual waste – KERBSIDE]	75
240 litre residual waste – Saturday & Sunday	[Wheeled Container Service – 240 litre residual waste – KERBSIDE]	75
2P Ticket Parking	[Parking Meter Fees]	42

3

360 litre Recycling bin, standard service day, fortnightly service	[User Pays Recycling Service – additional services]	76
3D Printing – Kevlar, Carbon Fibre and Fibreglass	[Makerspace]	67
3D Printing – Standard materials	[Makerspace]	67

4

4P Ticket Parking	[Parking Meter Fees]	42
-------------------	----------------------	----

6

660 litre Recycling bin, standard service day, fortnightly service	[User Pays Recycling Service – additional services]	76
660 litre residual waste – Mon-Fri	[Wheeled Container Service – 660 litre residual waste – KERBSIDE]	75

8

8P Ticket Parking	[Parking Meter Fees]	42
-------------------	----------------------	----

8 [continued]

8P Ticket Parking	[Parking Meter Fees]	42
A		
Accommodation	[Subpoena to Attend Court]	10
Additional Cleaning	[Additional Services]	101
Additional Cleaning	[Venue Hire]	105
Additional Copy (email or mail)	[Planning Certificates]	12
Additional development application fee for development that requires concurrence	[Development Application & Modification Fees]	21
Additional development application fee for flood report assessment where a flood study is required to be submitted	[Development Application & Modification Fees]	21
Additional development application fee for processing integrated development	[Development Application & Modification Fees]	21
Additional fee – if more than one inspection if carried out	[Building Certificates]	24
Additional fee for additional/extraordinary inspections or re-inspections due to incomplete works	[Fees for subdivision works, DA related road works & non-DA related road works]	32
Additional fee for amendment or variation to a development application by an applicant, (subject to the agreement of Council) pursuant to Clause 55 of the EP&A Regulation 2000	[Development Application & Modification Fees]	21
Additional fee for amendment or variation to a development application by an applicant, (subject to the agreement of Council) pursuant to Clause 55 of the EP&A Regulation 2000	[Development Application & Modification Fees]	21
Additional fee for applications for which a charge may be made due to circumstances listed in clause 260(3A) of the Environmental Planning & Assessment Regulation 2000	[Building Certificates]	25
Additional fee for development application involving designated development	[Development Application & Modification Fees]	21
Additional fee for proposed modifications to development consent under sections 4.55(2) and 4.56(1) of the EP&A Act 1979 that involve residential flat development which is required to be referred to a design review panel under SEPP 65	[Development Application & Modification Fees]	23
Additional fee for services rendered by Fire & Rescue NSW in connection with a referral made as per Clause 144 of the EPA Regulation 2000 (payable subsequent to lodgement of application for Complying Development Certificate)	[Construction Certificate Fees – Building Work]	14
Additional fee for site sign identifying the City of Newcastle as PC	[Other]	28
Additional fee for urgent provision of additional information regarding development standards for flood control lots, as per the General Housing Code, Rural Housing Code or any other relevant provision of an Environmental Planning Instrument	[Flooding Information and Assessment]	17
Additional fee for urgent provision of Flood Information Certificate for residential and non-residential properties	[Flooding Information and Assessment]	17
Additional fee for when assessment of application extends beyond the initial assessment plus further reviews of amended/additional details on two subsequent occasions and the application continues to be in a form that is not suitable for approval	[Fees for subdivision works, DA related road works & non-DA related road works]	31

Fee Name	Parent	Page
A [continued]		
Additional fee payable for services rendered by NSW Fire Brigades in connection with a referral made as per Clause 152 of the EPA Regulation 2000 (payable subsequent to lodgement of application for Complying Development Certificate)	[Occupation Certificates]	25
Additional fee to assess a major alternative solution to the deemed to comply with the standards of the Building Code of Australia (BCA)	[Complying Development Certificates]	15
Additional fee to assess a major performance solution to the deemed to comply standards of the Building Code of Australia (BCA)	[Construction Certificate Fees – Building Work]	13
Additional fee to assess a minor performance solution to the deemed to comply standards of the Building Code of Australia (BCA)	[Construction Certificate Fees – Building Work]	13
Additional fee to assess a minor performance solution to the deemed to comply with the standards of the Building Code of Australia (BCA)	[Complying Development Certificates]	15
Additional fee to assess compliance with development standards for bush fire prone land	[Complying Development Certificates]	15
Additional Fee to assess major drainage works required in connection with a proposal, including drainage detention systems	[Construction Certificate Fees – Building Work]	13
Additional fee to prepare and make a referral to NSW Fire Brigades as per Clause 144 of the Environmental Planning and Assessment Regulation 2000	[Construction Certificate Fees – Building Work]	13
Additional fee to prepare and make a referral to NSW Fire Brigades as per Clause 152 of the EPA Regulation 2000	[Occupation Certificates]	25
Additional Flip Chart pads	[Equipment Hire]	103
Additional Inspection Fee	[Works Within Road Reserve]	51
Additional Inspection Fee	[Works Within Road Reserve]	51
Additional Inspections including BASIX inspection, reinspections and inspections in relation to applications approved over 5 years ago	[Other]	27
Additional Lifeguard	[Beresfield Swimming Centre]	78
Additional linemarking (by request): – All Codes	[Beaches, Park Reserves & Sporting Facilities – Sport]	85
Additional Mowing – All Codes	[Beaches, Park Reserves & Sporting Facilities – Sport]	85
Additional Room Hire after initial hire period	[Additional Services]	101
Additional Room Hire Pro-rata hourly rate based on the facility hire	[Venue Hire]	104
Additional services as negotiated with Blackbutt Management	[Blackbutt Reserve]	79
Additional sign on existing posts	[Supply, installation and removal of construction zone signage]	38
Administration charge for a 3D model not satisfying Council's requirements for lodgement, submitted by the applicant – with the exception of complex developments which will be POA.	[3D Computer Modelling of Proposed Developments in Newcastle CBD]	47
Administration costs – work zone	[Other]	39
Administration Costs & Part V EPA Review Supervision Costs (cost per inspection-min 2 inspections)	[Temporary Road Closure]	39
Administration costs for work zone extension	[Other]	39
Administration Fee	[Restricted Vehicle Route Application (B-Double)]	40
Administration Fee	[Lease of Council Owned Commercial Properties]	53
Administration Fee	[Lease of Council Owned Commercial Properties]	53
Administration Fee	[Closure and Sale of a Public Road (Council and Crown)]	55

Fee Name	Parent	Page
A [continued]		
Administration Fee	[Sale of Scattered Lots – General]	56
Administration Fee	[Beresfield Child Care Centre]	71
Administration Fee – Extinguishment/Variation to Restrictive Covenants & Easements etc. and Requests for new Easements	[Property Asset Management – Miscellaneous Charges]	55
Administration Fee – Extinguishment/Variation to Restrictive Covenants & Easements etc. and Requests for new Easements – Hours in excess of Council staff time (non-refundable)	[Property Asset Management – Miscellaneous Charges]	56
Administration Fee – Follow-up processing incorrect Annual Fire Safety Statement submission.	[Annual Fire Safety Statement]	35
Administration Fee – Hours in excess Council staff time	[Sale of Scattered Lots – General]	56
Administration Fee – Hours in excess of Council staff time	[Closure and Sale of a Public Road (Council and Crown)]	55
Administration Fee – hours in excess of included Council staff time	[Lease of Council Owned Commercial Properties]	53
Administration Fee – hours in excess of included Council staff time	[Lease of Council Owned Commercial Properties]	54
Administration Fee – Late Payment	[Beresfield Child Care Centre]	72
Administration Fee – Processing of Annual Fire Safety Statement submission	[Annual Fire Safety Statement]	35
Administration fee not elsewhere indicated – no Report to Council	[Lease of Council Owned Commercial Properties]	53
Administration fee not elsewhere indicated – Report to Council	[Lease of Council Owned Commercial Properties]	54
Adult workshops	[Exhibitions & Public Programs]	106
Advertising Costs	[Temporary Road Closure]	39
Advertising, Brochures, Calendars	[Reproduction Fees]	70
Advice on minor development proposals (which are not classified as duty requests) and the meeting involves only a development officer.	[Pre-DA and Pre-CDC Consultation Meeting]	18
After Hours Call Out Impounding Fee	[Animals Impounding Fees]	45
After Hours Security Bond	[Venue Hire]	68
After hours usage by the hour (Applies to Hire outside staffed operating hours))	[Venue Hire]	68
All advertising associated with property matters will be at cost incurred to Council	[Fees to Other Parties]	55
All development when combined with a development application or lodged prior to determination of development application	[Construction Certificate Fees – Building Work]	13
Amendment Fee – Commercial/Private (includes wedding ceremonies)	[Events Management]	49
Amendment Fee – Community (Charity/NFP)	[Events Management]	49
Amendment of Event Authorisation – Commercial/Private (includes wedding ceremonies)	[Events Management]	47
Amendment of Event Authorisation – Community (Charity/NFP)	[Events Management]	47
Amendment or re-issue of construction certificate &/or Roads Act approval	[Fees for subdivision works, DA related road works & non-DA related road works]	30
Amendment or re-issue of construction certificate &/or Roads Act approval	[Fees for subdivision works, DA related road works & non-DA related road works]	30
Amendment proposed by a NSW government department to enable development of land for use defined as an ‘Infrastructure Facility’ under State Environmental Planning Policy (Infrastructure) 2007	[Request to amend Principal LEP]	33
Amendment to the DA involving resubmission of a 3D model not meeting Council's requirements – with the exception of complex developments which will be POA.	[3D Computer Modelling of Proposed Developments in Newcastle CBD]	47

Fee Name	Parent	Page
A [continued]		
Amendment/Reissue of Construction Certificate	[Construction Certificate Fees – Building Work]	13
Annual Administration Charge – Charity Organisations	[Food Business Administration Fees]	37
Annual Administration Charge – Large	[Food Business Administration Fees]	37
Annual Administration Charge – Medium	[Food Business Administration Fees]	37
Annual Administration Charge – Small	[Food Business Administration Fees]	37
Annual Administration Fee – Category 1 – High Risk Premises – Skin Penetration (re-usable articles)	[Beauty Shop, Hairdresser, Skin Penetration or Combination of all]	36
Annual Administration Fee – Category 2 – Low Risk Premises – Skin Penetration (non re-usable articles)	[Beauty Shop, Hairdresser, Skin Penetration or Combination of all]	36
Annual Administration Fee – Warm Water Systems	[Legionella Management]	36
Annual Administration Fee – Water Cooling System – 1 year Risk Management Plan duration	[Legionella Management]	36
Annual Administration Fee – Water Cooling System – 2 year Risk Management Plan duration	[Legionella Management]	36
Annual Administration Fee – Water Cooling System – 3 year Risk Management Plan duration	[Legionella Management]	36
Annual Administration Fee – Water Cooling System – 4 year Risk Management Plan duration	[Legionella Management]	36
Annual Administration Fee – Water Cooling System – 5 year Risk Management Plan duration	[Legionella Management]	36
Annual Permit – Cat (Non-desexed)	[Dog & Cat Annual Permits]	44
Annual Permit – Dangerous Dogs & Restricted Breeds	[Dog & Cat Annual Permits]	44
Annual Registration Fee	[Building Waste Containers in Public Place]	34
Application and Initial Investigation Fee	[Closure and Sale of a Public Road (Council and Crown)]	55
Application Fee	[Building Waste Containers in Public Place]	34
Application Fee – applies to environment/health/community education related events hosted by a volunteer/charity/NFP/Government entity	[Events Management]	48
Application Fee – applies to Environment/Health/Community Education/Commemorative related events hosted by a volunteer/Charity/NFP entity	[Events Management]	47
Application Fee – Charities/Not For Profit/Schools (non-refundable)	[Beaches, Park Reserves & Sporting Facilities, Event]	80
Application Fee – Charities/Not For Profit/Schools (non-refundable)	[Beaches, Park Reserves & Sporting Facilities – Sport]	83
Application Fee – Commercial/Private (non-refundable)	[Events Management]	47
Application Fee – Not for Profit / Charity (non-refundable)	[Events Management]	48
Application Fee (>15 days notice) (non-refundable)	[Beaches, Park Reserves & Sporting Facilities, Event]	80
Application Fee (>15 days notice) (non-refundable)	[Beaches, Park Reserves & Sporting Facilities – Sport]	83
Application fee for all private tree removal applications inclusive of 1-3 trees	[Tree Management]	51
Application fee for removal of private native vegetation without trees	[Tree Management]	51
Application for approval to operate – Approval only	[On-Site Sewage Management System]	36
Application for Exemption	[Swimming Pools]	29

Fee Name	Parent	Page
A [continued]		
Application for renewal of approval to operate – Approval only	[On-Site Sewage Management System]	36
Application related documentation not provided within 7 days of request – Commercial/Private (including wedding ceremonies)	[Events Management Non-Compliance]	50
Application related documentation not provided within 7 days of request – Community (Charity/NFP)	[Events Management Non-Compliance]	50
Application to install a domestic oil or solid fuel heating appliance other than a portable appliance	[Manufactured Home Estates, Caravan Parks, Camping Grounds and Moveable Dwellings]	28
Application to install a manufactured home, moveable dwelling or associated structure on land – LGA 1993, S68	[Manufactured Home Estates, Caravan Parks, Camping Grounds and Moveable Dwellings]	28
Application to install or operate amusement devices	[Amusement Devices]	12
Application to make other modifications to a development consent pursuant to Section 4.55(2) of the EP&A Act 1979 or under Section 4.56(1) of the Act if, in the opinion of Council, the proposed modification is not of minimal environmental impact	[Development Application & Modification Fees]	21
Application to make other modifications to a development consent pursuant to Section 4.55(2) of the EP&A Act 1979 or under Section 4.56(1) of the Act if, in the opinion of Council, the proposed modification is not of minimal environmental impact	[Development Application & Modification Fees]	22
Application to make other modifications to a development consent pursuant to Section 4.55(2) of the EP&A Act 1979 or under Section 4.56(1) of the Act if, in the opinion of Council, the proposed modification is not of minimal environmental impact	[Development Application & Modification Fees]	22
Application to make other modifications to a development consent pursuant to Section 4.55(2) of the EP&A Act 1979 or under Section 4.56(1) of the Act if, in the opinion of Council, the proposed modification is not of minimal environmental impact	[Development Application & Modification Fees]	22
Application to make other modifications to a development consent pursuant to Section 4.55(2) of the EP&A Act 1979 or under Section 4.56(1) of the Act if, in the opinion of Council, the proposed modification is not of minimal environmental impact	[Development Application & Modification Fees]	22
Application to make other modifications to a development consent pursuant to Section 4.55(2) of the EP&A Act 1979 or under Section 4.56(1) of the Act if, in the opinion of Council, the proposed modification is not of minimal environmental impact	[Development Application & Modification Fees]	22
Application to make other modifications to a development consent pursuant to Section 4.55(2) of the EP&A Act 1979 or under Section 4.56(1) of the Act if, in the opinion of Council, the proposed modification is not of minimal environmental impact	[Development Application & Modification Fees]	22

A [continued]

Application to make other modifications to a development consent pursuant to Section 4.55(2) of the EP&A Act 1979 or under Section 4.56(1) of the Act if, in the opinion of Council, the proposed modification is not of minimal environmental impact	[Development Application & Modification Fees]	22
Application to operate a caravan park, camping ground or manufactured home estate – LGA 1993, S68	[Manufactured Home Estates, Caravan Parks, Camping Grounds and Moveable Dwellings]	28
Application to operate a public car park – LGA 1993, S68	[Manufactured Home Estates, Caravan Parks, Camping Grounds and Moveable Dwellings]	28
Application to set up, operate or use a loud speaker or sound amplifying device	[Manufactured Home Estates, Caravan Parks, Camping Grounds and Moveable Dwellings]	28
Applications to make modifications to a development consent in order to correct a minor error, misdescription or miscalculation pursuant to Sec 4.55(1) of the EP&A Act 1979	[Development Application & Modification Fees]	21
Applications to make modifications to a development consent, involving minimal environmental impact, pursuant to Sections 4.55(1A) & 4.56(1) of the EP&A Act 1979	[Development Application & Modification Fees]	21
Approval Fee (5 year approval)	[Operate Caravan Park/Camping Ground]	36
Arrangement for cash or bank guarantee security bonds for uncompleted works or maintenance where the value of the bond is more than \$10,000	[Fees for subdivision works, DA related road works & non-DA related road works]	32
Arrangement for cash or bank guarantee security bonds for uncompleted works or maintenance where the value of the bond is up to \$10,000	[Fees for subdivision works, DA related road works & non-DA related road works]	32
Article – Large	[Article Impounding Fees]	45
Article – Medium	[Article Impounding Fees]	45
Article – Small	[Article Impounding Fees]	45
Assessment of Higher Mass Limit (HML) and Performance Based System (PBS) Vehicles	[Restricted Vehicle Route Application (B-Double)]	40
Assessment of Over Size/Mass Vehicle Applications (NHVR)	[Restricted Vehicle Route Application (B-Double)]	40
Assessment of Proposed Restricted Vehicle Route	[Restricted Vehicle Route Application (B-Double)]	40
At Need Plot – Non-Standard – Perpetual Interment Right (Burial Licence)	[Additional Fees]	59
Attendance Fee (where performance/event presented by City of Newcastle)	[Additional Services]	100
Auditorium & Stage	[Short lead time – booking within 10 weeks of event date]	97
Auditorium & Stage (Performance rehearsals/bump-in/bump-out) – Charity/Not for Profit	[Standard Rates]	96
Auditorium & Stage (Performance rehearsals/bump-in/bump-out) – Commercial/Private Hire	[Standard Rates]	96
Auditorium & Stage (Sunday – Tuesday) – Charity/Not for Profit	[Standard Rates]	96
Auditorium & Stage (Sunday – Tuesday) – Commercial/Private Hire	[Standard Rates]	96
Auditorium & Stage (Wednesday – Saturday) – Charity/Not for Profit	[Standard Rates]	96
Auditorium & Stage (Wednesday – Saturday) – Commercial/Private Hire	[Standard Rates]	96
Auditorium & Stage (Weekly) – Charity/Not for Profit	[Standard Rates]	96
Auditorium & Stage (Weekly) – Commercial/Private Hire	[Standard Rates]	96
Auditorium & Stage Shared Access Rate – Charity/Not for Profit	[Standard Rates]	96

Fee Name	Parent	Page
A [continued]		
Auditorium & Stage Shared Access Rate – Charity/Not for Profit	[Standard Rates]	96
Auditorium & Stage Shared Access Rate – Commercial/Private Hire	[Standard Rates]	96
Auditorium & Stage Shared Access Rate – Commercial/Private Hire	[Standard Rates]	96
B		
B&W – A3	[Printing, Photocopying & Micrographic Copying Services]	66
B&W – A4	[Printing, Photocopying & Micrographic Copying Services]	66
Balcony Wedding Ceremony	[Short lead time – booking within 10 weeks of event date]	93
Balcony Wedding Ceremony	[Short lead time – booking within 10 weeks of event date]	93
Balcony Wedding Ceremony	[Short lead time – booking within 10 weeks of event date]	93
Banquet Room – Charity/Not for Profit	[Standard Rates]	90
Banquet Room – Charity/Not for Profit	[Standard Rates]	90
Banquet Room – Charity/Not for Profit	[Standard Rates]	91
Banquet Room – Charity/Not for Profit	[Standard Rates]	91
Banquet Room – Charity/Not for Profit	[Standard Rates]	91
Banquet Room – Charity/Not for Profit	[Standard Rates]	91
Banquet Room – Commercial Private Hire	[Standard Rates]	91
Banquet Room – Commercial/Private Hire	[Standard Rates]	90
Banquet Room – Commercial/Private Hire	[Standard Rates]	91
Banquet Room – Commercial/Private Hire	[Standard Rates]	91
Banquet Room – Commercial/Private Hire	[Standard Rates]	91
Banquet Room – Commercial/Private Hire	[Standard Rates]	91
Barracks – North & South – Charity/Not for Profit	[Standard Rates]	94
Barracks – North & South – Charity/Not for Profit	[Standard Rates]	94
Barracks – North & South – Charity/Not for Profit	[Standard Rates]	94
Barracks – North & South – Charity/Not for Profit	[Standard Rates]	94
Barracks – North & South – Charity/Not for Profit	[Standard Rates]	94
Barracks – North & South – Charity/Not for Profit	[Standard Rates]	94
Barracks – North & South – Charity/Not for Profit	[Standard Rates]	94
Barracks – North & South – Commercial/Private Hire	[Standard Rates]	94
Barracks – North & South – Commercial/Private Hire	[Standard Rates]	94
Barracks – North & South – Commercial/Private Hire	[Standard Rates]	94
Barracks – North & South – Commercial/Private Hire	[Standard Rates]	94
Barracks – North & South – Commercial/Private Hire	[Standard Rates]	94
Barracks – North & South – Commercial/Private Hire	[Standard Rates]	94
Batteries – Lead Acid (dry cell batteries – free)	[Waste Disposal & Recycling]	74
Beach Reserve Usage fee – Daily Sport Casual (Junior & Schools)	[Beaches, Park Reserves & Sporting Facilities – Sport]	84
Beach Reserve Usage fee – Daily Sport Casual (Senior)	[Beaches, Park Reserves & Sporting Facilities – Sport]	84
Beach Reserve Usage fee – Hourly Sport Casual (Junior & Schools)	[Beaches, Park Reserves & Sporting Facilities – Sport]	84
Beach Reserve Usage fee – Hourly Sport Casual (Senior)	[Beaches, Park Reserves & Sporting Facilities – Sport]	84
Behind the Scene Tour	[Blackbutt Reserve]	79
BHP Sound and Light Show	[Exhibitions & Audience Engagement]	106
Bond	[Venue Hire]	104
Bond – Live Performance Bookings	[Additional Services]	101

Fee Name	Parent	Page
B [continued]		
Bond – Road Reserve/Footpath – Commercial, High Impact	[Events Management]	48
Bond – Road Reserve/Footpath – Commercial, Low Impact	[Events Management]	48
Bond – Road Reserve/Footpath – Commercial, Medium Impact	[Events Management]	48
Bond – Road Reserve/Footpath – Community (Charity/NFP/Government)	[Events Management]	48
Boundary realignment or consolidation of lots	[Fees for subdivision works, DA related road works & non-DA related road works]	29
Breach of Licence Conditions	[Events Management Non-Compliance]	50
Breach of Licence Conditions (includes promotion of event/activity without approval)	[Non-compliance, Sport, Events & Community Land Access]	88
Brick Paving	[Restoration Charges]	52
Broadcast Allowance	[Technical Staff]	103
Bronze Perpetual Flower Emblem	[Wallsend Cemetery]	57
Building Materials Obstructing	[Article Impounding Fees]	45
Building Waste Containers	[Article Impounding Fees]	45
Building, planning & engineering or professional officer advice	[Other]	27
Bulk Entry (groups over 20 patrons)	[Beresfield Swimming Centre]	77
Bump In/Bump Out Usage fee	[Beaches, Park Reserves & Sporting Facilities, Event]	81
Bump In/Out Fees	[Events Management]	49
C		
Cancellation Fee	[Community Facilities]	60
Cancellation Fee	[Miscellaneous]	76
Cancellation Fees – >270 days from event	[Venue Hire]	105
Canteen Rights – Regional, district and local fee	[Beaches, Park Reserves & Sporting Facilities – Sport]	85
Canteen Rights – Regional, district and local fee	[Beaches, Park Reserves & Sporting Facilities – Sport]	85
Canteen Rights – Regional, district and local fee	[Beaches, Park Reserves & Sporting Facilities – Sport]	85
Car Parking related to Events at the Ground for Major Events e.g. Inter State Games and Grand Finals	[Beaches, Park Reserves & Sporting Facilities – Sport]	84
Car Parking related to other Events at the Ground	[Beaches, Park Reserves & Sporting Facilities – Sport]	85
Car Share Parking Space	[Other Parking Charges]	42
Car Share Parking Space – Establishment Fee	[Other Parking Charges]	42
Carriageways – Asphaltic Concrete	[Restoration Charges]	52
Carriageways – Asphaltic Concrete	[Restoration Charges]	52
Carriageways – Concrete	[Restoration Charges]	52
Carriageways – Gravel or Earth	[Restoration Charges]	52
Carriageways – Gravel or Earth	[Restoration Charges]	52
Category A: Commercial Use	[Use of Suburban Carparks]	41
Category A: Commercial Use	[Use of Suburban Carparks]	41
Category B: Commercial with a Charitable Component	[Use of Suburban Carparks]	42
Category B: Commercial with a Charitable Component	[Use of Suburban Carparks]	42
Category C: Community use plus cost recovery	[Use of Suburban Carparks]	42
Certificate – 24 hour Service Fee – Priority Production	[Certificates]	8
Certificate – Section 603	[Certificates]	8
Certificate – Section 603 – Re-emailing	[Administration Charges]	8
Certificate as to outstanding Notices and/or Orders	[Certificate Regarding Notices/Orders]	12
Certificate of Advice of Weed Control Notice	[Certificate of Advice of Weed Control Notice]	53
Certificate under Section 88G of Conveyancing Act 1919	[Certificate under section 88G of Conveyancing Act 1919]	12

Fee Name	Parent	Page
C [continued]		
Certification of Bushfire Attack Level in connection with the application of development standards of the General Housing Code and Rural Housing Code of State Environmental Planning Policy (Exempt and Complying Codes) 2008	[Complying Development Certificates]	15
Certified Copies or extracts of map or plan Section 10.8(2)	[Planning Certificates]	12
Change of Service Fee	[Miscellaneous]	76
Charity / Not for Profit – Activities Room (Conference Centre) – Function Hire	[Maryland Multipurpose Centre (Neighbourhood and Conference Buildings)]	61
Charity / Not for Profit – Activities Room (Conference Centre) – meetings, workshops, etc.	[Maryland Multipurpose Centre (Neighbourhood and Conference Buildings)]	61
Charity / Not for Profit – Cromwell room	[New Lambton Community Centre]	62
Charity / Not for Profit – Grevillia Room – Office Space	[Warabrook – Community Centre]	63
Charity / Not for Profit – Grevillia Room – Office Space	[Warabrook – Community Centre]	63
Charity / Not for Profit – Half Hall	[Alice Ferguson Community Centre]	60
Charity / Not for Profit – Hall	[Henry Park Hall]	64
Charity / Not for Profit – Magnolia Room	[Warabrook – Community Centre]	63
Charity / Not for Profit – Main hall	[New Lambton Community Centre]	62
Charity / Not for Profit – Main Hall	[Carrington Community Centre]	63
Charity / Not for Profit – Main Hall	[Alice Ferguson Community Centre]	60
Charity / Not for Profit – Main Hall	[Elernmore Vale Community Centre]	60
Charity / Not for Profit – Main Hall	[Wallsend Pioneer's Memorial Hall]	62
Charity / Not for Profit – Main Hall	[Elernmore Vale Community Hall]	64
Charity / Not for Profit – Main Hall	[Minmi Progress Hall]	64
Charity / Not for Profit – Main Hall	[Tarro-Beresfield Community Hall]	64
Charity / Not for Profit – Main Hall – Function Hire	[Jesmond Neighbourhood Centre]	61
Charity / Not for Profit – Main Hall – meetings, workshops, etc.	[Jesmond Neighbourhood Centre]	61
Charity / Not for Profit – Main Hall (Neighbourhood) – Function Hire	[Maryland Multipurpose Centre (Neighbourhood and Conference Buildings)]	61
Charity / Not for Profit – Main Hall (Neighbourhood) – meetings, workshops, etc.	[Maryland Multipurpose Centre (Neighbourhood and Conference Buildings)]	61
Charity / Not for Profit – Meeting Room	[Wallsend Railway Goods Shed]	63
Charity / Not for Profit – Meeting Room	[Alice Ferguson Community Centre]	60
Charity / Not for Profit – Meeting Room	[Elernmore Vale Community Centre]	60
Charity / Not for Profit – Meeting Room	[Jesmond Neighbourhood Centre]	61
Charity / Not for Profit – Meeting Room (Conference Centre)	[Maryland Multipurpose Centre (Neighbourhood and Conference Buildings)]	62
Charity / Not for Profit – Office Space	[Wallsend Railway Goods Shed]	63
Charity / Not for Profit – Office Space	[Wallsend Railway Goods Shed]	63
Charity / Not for Profit – Office Space	[Jesmond Neighbourhood Centre]	61
Charity / Not for Profit – Office Space	[Jesmond Neighbourhood Centre]	61
Charity / Not for Profit – Office Space	[Maryland Multipurpose Centre (Neighbourhood and Conference Buildings)]	62
Charity / Not for Profit – Office Space	[Wallsend Pioneer's Memorial Hall]	62
Charity / Not for Profit – Office Space – per day	[Maryland Multipurpose Centre (Neighbourhood and Conference Buildings)]	62
Charity / Not for Profit – Office Space – per day	[New Lambton Community Centre]	62
Charity / Not for Profit – Office Space – per hour	[New Lambton Community Centre]	62
Charity / Not for Profit – Office Space – per hour	[Wallsend Pioneer's Memorial Hall]	62
Charity / Not for Profit – Savoy room	[New Lambton Community Centre]	62
Charity / Not for Profit – Social Room (Conference Centre)	[Maryland Multipurpose Centre (Neighbourhood and Conference Buildings)]	62
Charity / Not for Profit – Waratah Room	[Warabrook – Community Centre]	63
Charity / Not for Profit – Wattle Room	[Warabrook – Community Centre]	63

Fee Name	Parent	Page
C [continued]		
Charity Ball NFP rate – Concert Hall & Cummings Room	[Promotional Rates]	93
Charity/ Not for Profit – Main Function Room	[Fletcher Community Centre]	61
Charity/ Not for Profit – Meeting Room 1 (large meeting room)	[Fletcher Community Centre]	61
Charity/ Not for Profit – Meeting Room 2 (small meeting room)	[Fletcher Community Centre]	61
Children (Under 3 Years)	[Beresfield Swimming Centre]	77
Class 1 & Class 10 Buildings	[Building Certificates]	24
Clean Asphalt (no coal tar)	[Waste Disposal & Recycling]	73
Clean Bricks, Tiles, Concrete	[Waste Disposal & Recycling]	72
Clean Concrete	[Waste Disposal & Recycling]	73
Clean Concrete – Structural	[Waste Disposal & Recycling]	73
Clean up and Park Services – After Hours	[Events Management Non-Compliance]	50
Clean up and Park Services – After Hours	[Beaches, Park Reserves & Sporting Facilities – Sport]	84
Clean up and Park Services – Weekdays (Business Hours)	[Events Management Non-Compliance]	50
Clean up and Park Services – Weekdays (Business Hours)	[Beaches, Park Reserves & Sporting Facilities – Sport]	84
Cleaning and Damage to Centre	[Beresfield Swimming Centre]	78
Cleaning Fee	[Community Facilities]	60
Cleanup Fees (Functions & Shelter bookings only)	[Blackbutt Reserve]	79
CN Sponsored/Supported Events – Flag Poles and Banners Usage Fee	[Events Management]	49
Colour – A3	[Printing, Photocopying & Micrographic Copying Services]	66
Colour – A4	[Printing, Photocopying & Micrographic Copying Services]	66
Commercial / Industrial Development	[Commercial/Industrial Development]	27
Commercial / Industrial Development	[Commercial/Industrial Development]	27
Commercial / Industrial Development	[Commercial/Industrial Development]	27
Commercial / Industrial Development	[Commercial/Industrial Development]	27
Commercial / Private Hire – Activities Room (Conference Centre)	[Maryland Multipurpose Centre (Neighbourhood and Conference Buildings)]	62
Commercial / Private hire – Cromwell room	[New Lambton Community Centre]	62
Commercial / Private Hire – Grevillia Room – Office Space	[Warabrook – Community Centre]	63
Commercial / Private Hire – Grevillia Room – Office Space	[Warabrook – Community Centre]	63
Commercial / Private Hire – Half Hall	[Alice Ferguson Community Centre]	60
Commercial / Private Hire – Hall	[Henry Park Hall]	64
Commercial / Private Hire – Kitchen	[Alice Ferguson Community Centre]	60
Commercial / Private Hire – Kitchen Only	[Senior Citizens Centre – Mayfield]	64
Commercial / Private Hire – Kitchen Only	[Senior Citizens Centre – Beresfield]	65
Commercial / Private Hire – Magnolia Room	[Warabrook – Community Centre]	63
Commercial / Private Hire – Main Function Room	[Fletcher Community Centre]	61
Commercial / Private hire – Main hall	[New Lambton Community Centre]	62
Commercial / Private Hire – Main Hall	[Carrington Community Centre]	63
Commercial / Private Hire – Main Hall	[Alice Ferguson Community Centre]	60
Commercial / Private Hire – Main Hall	[Elernmore Vale Community Centre]	60
Commercial / Private Hire – Main Hall	[Jesmond Neighbourhood Centre]	61
Commercial / Private Hire – Main Hall	[Wallsend Pioneer's Memorial Hall]	62
Commercial / Private Hire – Main Hall	[Elernmore Vale Community Hall]	64
Commercial / Private Hire – Main Hall	[Henderson Park Hall]	64
Commercial / Private Hire – Main Hall	[Minmi Progress Hall]	64
Commercial / Private Hire – Main Hall	[Tarro-Beresfield Community Hall]	64
Commercial / Private Hire – Main Hall	[Senior Citizens Centre – Mayfield]	64
Commercial / Private Hire – Main Hall	[Senior Citizens Centre – Beresfield]	65
Commercial / Private Hire – Main Hall	[Senior Citizens Centre – Adamstown]	65
Commercial / Private Hire – Main Hall (Neighbourhood)	[Maryland Multipurpose Centre (Neighbourhood and Conference Buildings)]	62
Commercial / Private Hire – Main Hall with use of kitchen	[Senior Citizens Centre – Beresfield]	65
Commercial / Private Hire – Meeting Room	[Alice Ferguson Community Centre]	60

Fee Name	Parent	Page
C [continued]		
Commercial / Private Hire – Meeting Room	[Elernmore Vale Community Centre]	61
Commercial / Private Hire – Meeting Room	[Jesmond Neighbourhood Centre]	61
Commercial / Private Hire – Meeting Room	[Senior Citizens Centre – Mayfield]	64
Commercial / Private Hire – Meeting Room (Conference Centre)	[Maryland Multipurpose Centre (Neighbourhood and Conference Buildings)]	62
Commercial / Private Hire – Meeting Room 1 (large meeting room)	[Fletcher Community Centre]	61
Commercial / Private Hire – Meeting Room 2 (small meeting room)	[Fletcher Community Centre]	61
Commercial / Private hire – Savoy room	[New Lambton Community Centre]	62
Commercial / Private Hire – Social Room (Conference Centre)	[Maryland Multipurpose Centre (Neighbourhood and Conference Buildings)]	62
Commercial / Private Hire – Waratah Room	[Warabrook – Community Centre]	63
Commercial / Private Hire – Wattle Room	[Warabrook – Community Centre]	63
Commercial / Private Hire – Meeting Room	[Wallsend Railway Goods Shed]	63
Commercial Assessment Fees – High Impact	[Events Management]	48
Commercial Assessment Fees – Low Impact	[Events Management]	48
Commercial Assessment Fees – Medium Impact	[Events Management]	48
Commercial Usage Fee – Flag Poles and Banners	[Events Management]	49
Commercial/ Private Hire – Office Space	[Elernmore Vale Community Centre]	61
Commercial/ Private Hire – Office Space	[Elernmore Vale Community Centre]	61
Commercial/ Private Hire – Office Space	[Jesmond Neighbourhood Centre]	61
Commercial/ Private Hire – Office Space	[Jesmond Neighbourhood Centre]	61
Commercial/ Private Hire – Office Space	[Wallsend Pioneer's Memorial Hall]	63
Commercial/ Private Hire – Office Space	[Wallsend Pioneer's Memorial Hall]	63
Commercial/ Private Hire – Office Space	[Wallsend Railway Goods Shed]	63
Commercial/ Private Hire – Office Space	[Wallsend Railway Goods Shed]	63
Commercial/ Private Hire – Office Space – per day	[Maryland Multipurpose Centre (Neighbourhood and Conference Buildings)]	62
Commercial/ Private Hire – Office Space – per day	[New Lambton Community Centre]	62
Commercial/ Private Hire – Office Space – per hour	[Maryland Multipurpose Centre (Neighbourhood and Conference Buildings)]	62
Commercial/ Private Hire – Office Space – per hour	[New Lambton Community Centre]	62
Community / Not for Profit – Main Hall	[Henderson Park Hall]	64
Community / Not for Profit – Main Hall	[Senior Citizens Centre – Mayfield]	64
Community / Not for Profit – Main Hall	[Senior Citizens Centre – Adamstown]	65
Community / Not for Profit – Main Hall with use of kitchen	[Senior Citizens Centre – Beresfield]	65
Community / Not for Profit – Meeting Room	[Senior Citizens Centre – Mayfield]	64
Community Land Access Fee – Contractor access to Construction Site	[Public Reserve, Temporary Access]	88
Community Land Access Fee – Contractor access to Residential Properties	[Public Reserve, Temporary Access]	88
Community Land Access Fee – Resident Access	[Public Reserve, Temporary Access]	88
Community Recycling Centre – Residential Household Hazardous & Problem Waste (core materials)	[Waste Disposal & Recycling]	73
Community/Not for Profit Usage Fee – Flag Poles and Banners	[Events Management]	49
Companion Animal Surrender fee	[Rangers]	44
Companion Card holders	[Beresfield Swimming Centre]	77
Compliance Certificate	[Dangerous/Restricted Dog]	44
Compliance Levy	[Compliance Levy]	16
Concert Hall & Cummings Room – Charity/Not for Profit	[Standard Rates]	91
Concert Hall & Cummings Room – Charity/Not for Profit	[Standard Rates]	91
Concert Hall & Cummings Room – Charity/Not for Profit	[Standard Rates]	91

Fee Name	Parent	Page
C [continued]		
Concert Hall & Cummings Room – Charity/Not for Profit	[Standard Rates]	91
Concert Hall & Cummings Room – Charity/Not for Profit	[Standard Rates]	91
Concert Hall & Cummings Room – Charity/Not for Profit	[Standard Rates]	91
Concert Hall & Cummings Room – Commercial/Private Hire	[Standard Rates]	91
Concert Hall & Cummings Room – Commercial/Private Hire	[Standard Rates]	91
Concert Hall & Cummings Room – Commercial/Private Hire	[Standard Rates]	91
Concert Hall & Cummings Room – Commercial/Private Hire	[Standard Rates]	91
Concert Hall & Cummings Room – Commercial/Private Hire	[Standard Rates]	91
Concert Hall & Cummings Room – Commercial/Private Hire	[Standard Rates]	91
Concrete Driveways – 100 mm thick R.C.	[Restoration Charges]	52
Concrete Driveways – 100 mm thick R.C.	[Restoration Charges]	52
Concrete Driveways – 125 mm thick R.C.	[Restoration Charges]	52
Concrete Driveways – 125 mm thick R.C.	[Restoration Charges]	52
Concrete Driveways – 150mm thick R.C.	[Restoration Charges]	52
Concrete Driveways – 150mm thick R.C.	[Restoration Charges]	52
Conduct money where attendance required at a Court or tribunal	[Subpoena to Attend Court]	10
Copy of a Building Certificate	[Building Certificates]	25
Copy of rate notices (not for receipting purposes)	[Extraction of Rates Data]	8
Copy of rate notices (not for receipting purposes) served by email	[Extraction of Rates Data]	8
Copying expenses (where third party outside of Legal & Governance Business Unit completes copying)	[Subpoena to Produce Documents]	10
Copying expenses (where third party outside of Legal Services completes copying)	[Access to Information – Other]	11
Copying to USB any development application documentation	[Additional General Fees]	11
Cost (i.e. the contract price or if there is no contract, the cost as determined by Council, including labour and materials)	[Construction Certificate Fees – Building Work]	13
Cost (i.e. the contract price or if there is no contract, the cost as determined by Council, including labour and materials)	[Construction Certificate Fees – Building Work]	13
Cost (i.e. the contract price or if there is no contract, the cost as determined by Council, including labour and materials)	[Construction Certificate Fees – Building Work]	13
Council staff Site Inspection Event – After Hours	[Beaches, Park Reserves & Sporting Facilities – Sport]	85
Council staff Site Inspection Event – Weekdays (Business Hours)	[Beaches, Park Reserves & Sporting Facilities – Sport]	85
Council Staff Site Inspection\Support Services: Event – After Hours	[Beaches, Park Reserves & Sporting Facilities – Sport]	84
Council Staff Site Inspection\Support Services: Event – Weekdays (Business Hours)	[Beaches, Park Reserves & Sporting Facilities – Sport]	84
Counter / Telephone enquiries	[Supply of Miscellaneous Rates Information]	8
Courier's costs	[Subpoena to Produce Documents]	10
Courier's costs	[Access to Information – Other]	11
Credit Card Transaction Fee	[Other Parking Charges]	42
Critter encounter	[Blackbutt Reserve]	79
Cross Country Events	[Blackbutt Reserve]	79
Cruise Ship Group Rates – per person (maximum charge)	[Fort Scratchley]	107
Crushed Rock Aggregate various sizes, from	[Materials for Sale]	74

Fee Name	Parent	Page
C [continued]		
Customer account reprints and enquiries (Account Customers)	[Other Items]	75
Customer account reprints and enquiries (Account Customers)	[Other Items]	75
Customer reprints and enquiries (Other Customers)	[Other Items]	75
D		
Daily fee for a public hearing if required	[Request to amend Principal LEP]	33
Damage Fee	[Animals Impounding Fees]	45
Damage to facilities/grounds	[Events Management Non-Compliance]	50
Damage to facilities/grounds	[Non-compliance, Sport, Events & Community Land Access]	89
Damage to Grounds	[Blackbutt Reserve]	79
Damages – Hirer or contracted supplier	[Venue Hire]	104
Dance School Package	[Promotional Rates]	97
Data	[Extraction of Rates Data]	8
Data Projector (HDMI or VGA Input)	[Equipment Hire]	102
Data Projector (HDMI or VGA Input)	[Equipment Hire]	102
Data Projector (HDMI or VGA Input) + Screen + Drapes – Civic Theatre	[Equipment Hire]	102
Data Projector (HDMI or VGA Input) + Screen + Drapes – Civic Theatre	[Equipment Hire]	102
Data Projector (HDMI or VGA Input) + Screen + Drapes – Installed	[Equipment Hire]	102
Data Projector (HDMI or VGA Input) + Screen + Drapes – Installed	[Equipment Hire]	102
Data Projector (HDMI or VGA Input) + Screen + Drapes – Portable	[Equipment Hire]	102
Data Projector (HDMI or VGA Input) + Screen + Drapes – Portable	[Equipment Hire]	102
Data Projector (HDMI or VGA Input) + Screen + Drapes – Portable	[Equipment Hire]	105
Data Projector (HDMI or VGA Input) + Screen + Drapes – Portable	[Equipment Hire]	105
Décor (Hotels offices etc.& display)	[Reproduction Fees]	70
Delivery and removal of Bins (240 litre bins) – bins delivered to central / single location	[Special Event Bin Hire – RECYCLING]	77
Delivery and removal of bins (240 litre bins) – bins delivered to central/single location	[Special Event Bin Hire – RESIDUAL WASTE]	76
Delivery and removal of Bins (360 litre bins) – bins delivered to central / single location	[Special Event Bin Hire – RECYCLING]	77
Delivery and removal of Bins (660 litre & 1100 litre bins) – bins delivered to central / single location	[Special Event Bin Hire – RECYCLING]	77
Delivery and removal of bins (660 litre & 1100 litre bins) – bins delivered to central/single location	[Special Event Bin Hire – RESIDUAL WASTE]	76
Deposit – Functions and Live Performance Bookings (\$10,000 – \$40,000)	[Additional Services]	101
Deposit – Functions and Live Performance Bookings (\$40,000 and over)	[Additional Services]	101
Deposit – Functions and Live Performance Bookings (\$5,000 – \$10,000)	[Additional Services]	101
Deposit – Functions and Live Performance Bookings (up to \$5,000)	[Additional Services]	101
Determination of Certificate of Completion of installation of manufactured home or associated structure – LG (Manufactured Home Estates, Caravan Parks, Camping Grounds and Moveable Dwellings) Regulation 2005, CI 69	[Manufactured Home Estates, Caravan Parks, Camping Grounds and Moveable Dwellings]	28

Fee Name	Parent	Page
D [continued]		
Determination to conduct further studies, amend and/or resubmit proposal and/or undertake miscellaneous tasks	[Request to amend Principal LEP]	33
Development application for approval to erect an advertisement and/or advertising structure	[Development Application & Modification Fees]	20
Development application for approval to erect an advertisement and/or advertising structure	[Development Application & Modification Fees]	20
Development application for erection of a Dwelling-house up to \$100,000	[Development Application & Modification Fees]	20
Development application for proposed development not involving the erection of a building, the carrying out of a work, the subdivision of land or the demolition of a building or work	[Development Application & Modification Fees]	20
Development application for subdivision of land – New road	[Development Application & Modification Fees]	20
Development application for subdivision of land – No new road	[Development Application & Modification Fees]	20
Development application for subdivision of land – Strata	[Development Application & Modification Fees]	20
Development application involving the erection of a building, alterations to a building, the carrying out of a work or the demolition of a work or building	[Development Application & Modification Fees]	19
Development application involving the erection of a building, alterations to a building, the carrying out of a work or the demolition of a work or building	[Development Application & Modification Fees]	19
Development application involving the erection of a building, alterations to a building, the carrying out of a work or the demolition of a work or building	[Development Application & Modification Fees]	19
Development application involving the erection of a building, alterations to a building, the carrying out of a work or the demolition of a work or building	[Development Application & Modification Fees]	19
Development application involving the erection of a building, alterations to a building, the carrying out of a work or the demolition of a work or building	[Development Application & Modification Fees]	19
Development application involving the erection of a building, alterations to a building, the carrying out of a work or the demolition of a work or building	[Development Application & Modification Fees]	20
Development application involving the erection of a building, alterations to a building, the carrying out of a work or the demolition of a work or building	[Development Application & Modification Fees]	20
Development application lodged by or on behalf of Council – if an independent consultant is required to conduct any part of the assessment, the cost is to be paid by the Applicant/Council	[Development Application & Modification Fees]	23
Development Contributions Quote	[Supply of Miscellaneous Information]	32
Development for the purpose of installing a fire sprinkler system and other development specified by the Fire Safety Code	[Complying Development Certificates]	15
Development for the purpose of installing a fire sprinkler system and other development specified by the Fire Safety Code	[Complying Development Certificates]	15
Development for the purpose of installing a fire sprinkler system and other development specified by the Fire Safety Code	[Complying Development Certificates]	15

Fee Name	Parent	Page
D [continued]		
Development of a Community Facility by a bona fide non-profit community organisation	[Development Application & Modification Fees]	23
Different sizes, types and delivery methods other than those listed in this schedule	[Wheeled Container Service – Misc. Sizes and Types]	77
Digital Library – Hire of Council Chamber area	[Venue Hire]	67
Digital Library – Podcast Room – Recording / Conference / Meeting / Green Screen Hire – Commercial	[Venue Hire]	67
Digital Library – Podcast Room – Recording / Conference / Meeting / Green Screen Hire – Non-Commercial	[Venue Hire]	67
Digitised Imaging: Photo, Graphic, Picture	[Local History Research]	70
Dishonoured cheque fee – paid via Australia Post Billpay	[Administration Charges]	9
Dishonoured cheque fee – paid via City of Newcastle	[Administration Charges]	9
Dishonoured direct debit fee	[Administration Charges]	9
District – Dressing Sheds – Casual user	[Beaches, Park Reserves & Sporting Facilities – Sport]	86
District – Dressing Sheds – Casual user	[Beaches, Park Reserves & Sporting Facilities – Sport]	86
District – Dressing Sheds – Seasonal user	[Beaches, Park Reserves & Sporting Facilities – Sport]	86
District – Playing Surface and Cricket Wicket Curation (new)	[Beaches, Park Reserves & Sporting Facilities – Sport]	86
District – Playing Surface and Cricket Wicket Curation (reuse)	[Beaches, Park Reserves & Sporting Facilities – Sport]	86
District – Playing Surface Only – Commercial use	[Beaches, Park Reserves & Sporting Facilities – Sport]	86
District – Playing Surface Only – Commercial use	[Beaches, Park Reserves & Sporting Facilities – Sport]	86
District – Playing Surface Only – Junior & School Fee	[Beaches, Park Reserves & Sporting Facilities – Sport]	86
District – Playing Surface Only – Junior & School Fee	[Beaches, Park Reserves & Sporting Facilities – Sport]	86
District – Playing Surface Only – Junior & School Fee	[Beaches, Park Reserves & Sporting Facilities – Sport]	86
District – Playing Surface Only – Senior Fee	[Beaches, Park Reserves & Sporting Facilities – Sport]	86
District – Playing Surface Only – Senior Fee	[Beaches, Park Reserves & Sporting Facilities – Sport]	86
District – Playing Surface Only – Senior Fee	[Beaches, Park Reserves & Sporting Facilities – Sport]	86
District – Playing Surface Only – Turf Cricket Wicket Curation	[Beaches, Park Reserves & Sporting Facilities – Sport]	86
District High Impact Usage fee – Commercial/Private (includes wedding ceremonies)	[Beaches, Park Reserves & Sporting Facilities, Event]	82
District High Impact Usage fee – Commercial/Private (includes wedding ceremonies)	[Beaches, Park Reserves & Sporting Facilities, Event]	82
District High Impact Usage fee – Community (Charity/NFP)	[Beaches, Park Reserves & Sporting Facilities, Event]	82
District High Impact Usage fee – Community (Charity/NFP)	[Beaches, Park Reserves & Sporting Facilities, Event]	82
District Junior Seasonal	[Beaches, Park Reserves & Sporting Facilities – Sport]	86
District Low Impact Usage fee – Commercial/Private (includes wedding ceremonies)	[Beaches, Park Reserves & Sporting Facilities, Event]	82
District Low Impact Usage fee – Commercial/Private (including wedding ceremonies)	[Beaches, Park Reserves & Sporting Facilities, Event]	82
District Low Impact Usage fee – Community (Charity/NFP)	[Beaches, Park Reserves & Sporting Facilities, Event]	82
District Low Impact Usage fee – Community (Charity/NFP)	[Beaches, Park Reserves & Sporting Facilities, Event]	82
District Medium Impact Usage fee – Commercial/Private (includes wedding ceremonies)	[Beaches, Park Reserves & Sporting Facilities, Event]	82

Fee Name	Parent	Page
D [continued]		
District Medium Impact Usage fee – Commercial/Private (includes wedding ceremonies)	[Beaches, Park Reserves & Sporting Facilities, Event]	82
District Medium Impact Usage fee – Community (Charity/NFP)	[Beaches, Park Reserves & Sporting Facilities, Event]	82
District Medium Impact Usage fee – Community (Charity/NFP)	[Beaches, Park Reserves & Sporting Facilities, Event]	82
District Senior Seasonal	[Beaches, Park Reserves & Sporting Facilities – Sport]	86
DPA headset microphone	[Equipment Hire]	102
DPA headset microphone	[Equipment Hire]	102
Driveway Construction	[Restoration Charges]	52
Driveway Crossing	[Works Within Road Reserve]	51
Driveway linemarking	[Road Linemarking – Edgeline]	41
During Business Hours (7.30am-5pm Mon-Fri)	[Temporary Road Closure]	39
Dwelling-houses & associated outbuildings (including secondary dwellings and group homes)	[Complying Development Certificates]	14
Dwelling-houses & associated outbuildings (including secondary dwellings and group homes)	[Complying Development Certificates]	14
Dwelling-houses & associated outbuildings (including secondary dwellings and group homes)	[Complying Development Certificates]	14
E		
Edgeline – using paint – white or yellow lines	[Road Linemarking – Edgeline]	41
Edgeline – using thermo – white or yellow lines	[Road Linemarking – Edgeline]	41
Education program – Offsite	[Blackbutt Reserve]	79
Education program – Offsite	[Blackbutt Reserve]	79
Education Program (maximum charge)	[Exhibitions & Audience Engagement]	106
Educational program up to 1 hour – Onsite	[Blackbutt Reserve]	79
Educational program up to 1 hour – Onsite	[Blackbutt Reserve]	79
Electrical Access – single phase	[Beaches, Park Reserves & Sporting Facilities, Event]	81
Electrical Access – single phase	[Beaches, Park Reserves & Sporting Facilities – Sport]	84
Electrical Access – Single Phase	[Events Management]	49
Electrical Access – three phase	[Beaches, Park Reserves & Sporting Facilities, Event]	81
Electrical Access – three phase	[Beaches, Park Reserves & Sporting Facilities – Sport]	84
Electrical Access – Three Phase	[Events Management]	49
Electrical Waste	[Waste Disposal & Recycling]	73
Electrical Waste	[Waste Disposal & Recycling]	73
Elmore Reserve Sporting Club Hall / Wallsend Park Sporting Club Hall	[Beaches, Park Reserves & Sporting Facilities – Sport]	87
Elmore Reserve Sporting Club Hall / Wallsend Park Sporting Club Hall	[Beaches, Park Reserves & Sporting Facilities – Sport]	87
Elmore Reserve Sporting Club Hall / Wallsend Park Sporting Club Hall	[Beaches, Park Reserves & Sporting Facilities – Sport]	87
Elmore Reserve Sporting Club Hall / Wallsend Park Sporting Club Hall	[Beaches, Park Reserves & Sporting Facilities – Sport]	87
Engagement of consultant to prepare a planning proposal and manage the Gateway determination process when council is nominated as the relevant planning authority by the Department of Planning & Infrastructure following a Gateway determination review	[Request to amend Principal LEP]	33
Enrolment Deposit	[Beresfield Child Care Centre]	72
Entire City Hall – Charity/Not for Profit	[Standard Rates]	92
Entire City Hall – Charity/Not for Profit	[Standard Rates]	92
Entire City Hall – Charity/Not for Profit	[Standard Rates]	92
Entire City Hall – Commercial/Private Hire	[Standard Rates]	92
Entire City Hall – Commercial/Private Hire	[Standard Rates]	92
Entire City Hall – Commercial/Private Hire	[Standard Rates]	92
Environmental Health Inspection Fee	[Environment & Health]	35
Environmental Health Re-inspection Fee	[Environment & Health]	35

E [continued]

Environmental Protection Notices	[Environmental Protection Notices]	36
Equipment Hire – High Impact Events	[Events Management]	49
Equipment Hire – Low Impact Events	[Events Management]	49
Equipment Hire – Medium Impact Events	[Events Management]	49
Equipment Hire Bond – High Impact Events	[Events Management]	49
Equipment Hire Bond – Low Impact Events	[Events Management]	49
Equipment Hire Bond – Medium Impact Events	[Events Management]	49
Erect long blade on two galv. posts	[Community Facility & Street Name Signs/Erection of Signs]	41
Erect one blade to existing post	[Community Facility & Street Name Signs/Erection of Signs]	40
Erect one blade to existing post	[Community Facility & Street Name Signs/Erection of Signs]	40
Erect one blade to new post	[Community Facility & Street Name Signs/Erection of Signs]	40
Erect one blade to new post	[Community Facility & Street Name Signs/Erection of Signs]	40
Erect one new blade to steel lighting column	[Community Facility & Street Name Signs/Erection of Signs]	41
Erect one new blade to steel lighting column	[Community Facility & Street Name Signs/Erection of Signs]	41
Erection of a container recycling facility	[Complying Development Certificates]	15
Establishment cost or site cost	[Road Linemarking – Edgeline]	41
Estimated cost of development \$100,000 – \$1,000,000	[Review of decision to reject a DA]	18
Estimated cost of development < \$100,000	[Review of decision to reject a DA]	18
Estimated cost of development > \$1,000,000	[Review of decision to reject a DA]	18
Event Application Fee	[Blackbutt Reserve]	78
Event installation assistance	[Wheeler Place and Museum Lawn]	95
Event linemarking	[Beaches, Park Reserves & Sporting Facilities – Sport]	84
Event/Activity Promotion without approval	[Events Management Non-Compliance]	50
Exam Invigilation	[Exam Invigilation]	67
Excess greenwaste bin	[Wheeled Container Service – 240 litre greenwaste – KERBSIDE additional service]	75
Exhibition Hire fee	[Collection Management]	106
Exhibition Hire fee	[Exhibitions & Audience Engagement]	107
Exhibition Openings	[Exhibitions & Public Programs]	106
Exhumation Fee	[Minmi Cemetery]	56
Exhumation Fee	[Wallsend Cemetery]	58
Exhumation Fee	[Stockton Cemetery]	59
Extend existing column galv. post & erect blade	[Community Facility & Street Name Signs/Erection of Signs]	41
Extra Line Inscription on Plaque	[Wallsend Cemetery]	57
Extra Line Inscription on Plaque	[Stockton Cemetery]	58

F

Facility Hire – Key Bond (non-refundable if key lost)	[Community Facilities]	60
Facility Hire – Security Bond (Casual hire -Low risk)	[Community Facilities]	60
Facility Hire – Security Bond (Casual or regular hire – High Risk)	[Community Facilities]	60
Facility Hire – Security Bond (Regular hire – Low Risk)	[Community Facilities]	60
Family – 1/2 Season	[Beresfield Swimming Centre]	78
Family Daily Admission	[Beresfield Swimming Centre]	77
Family Full Season	[Beresfield Swimming Centre]	78
Fee for removal of graffiti	[Graffiti Removal Services]	53
Fee for selling complimentary tickets	[Additional Services]	100
Fee per tree for applications for each additional tree > 3 Trees or no replacement tree	[Tree Management]	51
Fee to be based on area to be occupied x average land valuation (\$m2) discounted by 50% due to the nature of the grant	[Section 138 consents for occupation use for structures in, on or over Public Road or Public Place]	54
First Floor Promenade Foyer (including Promenade Room and Balcony) – Charity/Not for Profit	[Short lead time – booking within 10 weeks of event date]	97

Fee Name	Parent	Page
F [continued]		
First Floor Promenade Foyer (including Promenade Room and Balcony) – Commercial/Private Hire	[Short lead time – booking within 10 weeks of event date]	97
First Floor Promenade Room/Balcony only – Charity/Not for Profit	[Short lead time – booking within 10 weeks of event date]	97
First Floor Promenade Room/Balcony only – Commercial/Private Hire	[Short lead time – booking within 10 weeks of event date]	97
Flatscreen LCD with Stand	[Equipment Hire]	102
Flatscreen LCD with Stand	[Equipment Hire]	102
Flatscreen LCD with Stand x 2	[Equipment Hire]	102
Flatscreen LCD with Stand x 2	[Equipment Hire]	102
Flood Information Certificate for non-residential properties	[Flooding Information and Assessment]	17
Flood Information Certificate for non-residential properties	[Flooding Information and Assessment]	17
Flood Information Certificate for residential properties	[Flooding Information and Assessment]	16
Floodlight fee	[Beaches, Park Reserves & Sporting Facilities – Sport]	85
Floodlights fee – lights left on	[Beaches, Park Reserves & Sporting Facilities – Sport]	85
Follow Spot	[Equipment Hire]	103
Follow Spot	[Equipment Hire]	103
Follow Spot Operator	[Equipment Hire]	103
Food Improvement Notices	[Food Improvement Notices]	37
Footways – Asphaltic Concrete	[Restoration Charges]	52
Footways – Asphaltic Concrete	[Restoration Charges]	52
Footways – Asphaltic Concrete	[Restoration Charges]	52
Footways – Brick Paving	[Restoration Charges]	52
Footways – Concrete	[Restoration Charges]	52
Footways – Concrete	[Restoration Charges]	52
Footways – Gravel or Earth	[Restoration Charges]	52
For Commercial Purposes	[Temporary Road Closure]	40
For Construction – Administration Costs – Full Road Closures	[Temporary Road Closure]	39
For Construction – Administration Costs – Part Road/Lane Closure	[Temporary Road Closure]	39
For Council to develop the 3D model to meet Council's requirements – with the exception of complex developments which will be POA.	[3D Computer Modelling of Proposed Developments in Newcastle CBD]	47
For development in respect of which Council does not employ staff that are accredited to the extent of required to determine a construction certificate application	[Construction Certificate Fees – Building Work]	14
For development in respect of which Council does not employ staff that are accredited to the extent required to be the PC for a particular development	[Other]	28
For development in respect of which Council does not employ staff that are accredited to the extent required to determine a compliance certificate application	[Compliance Certificates]	16
For development in respect of which Council does not employ staff that are accredited to the extent required to determine a complying development certificate application	[Complying Development Certificates]	15
For development in respect of which Council employs staff that are accredited to the extent required to be the PC for a particular development	[Occupation Certificates]	25
For development in respect of which Council employs staff that are accredited to the extent required to determine a compliance certificate application	[Compliance Certificates]	16

Fee Name	Parent	Page
F [continued]		
For development in respect of which Council employs staff that are accredited to the extent required to determine a construction certificate application	[Construction Certificate Fees – Building Work]	13
For development proposals or if variation to one or more planning controls is sought – for additional meetings or additional written comments on plans	[Pre-DA and Pre-CDC Consultation Meeting]	19
For development proposals or if variation to one or more planning controls is sought – for first meeting regarding a development proposal for single or dual occupancy dwellings	[Pre-DA and Pre-CDC Consultation Meeting]	18
For development proposals or if variation to one or more planning controls is sought – for first meeting regarding development proposals other than single or dual occupancy dwellings	[Pre-DA and Pre-CDC Consultation Meeting]	18
For development proposals or if variation to one or more planning controls is sought – for first meeting regarding development proposals other than single or dual occupancy dwellings	[Pre-DA and Pre-CDC Consultation Meeting]	18
For development proposals or if variation to one or more planning controls is sought – for first meeting regarding development proposals other than single or dual occupancy dwellings	[Pre-DA and Pre-CDC Consultation Meeting]	18
For development proposals or if variation to one or more planning controls is sought – for first meeting regarding development proposals other than single or dual occupancy dwellings	[Pre-DA and Pre-CDC Consultation Meeting]	19
Formal application	[Formal Access to Information Applications]	10
Formatting of application documents	[Formatting of Application Documents]	23
Formatting of application documents	[Formatting of Application Documents]	23
Formatting of application documents	[Formatting of Application Documents]	23
Formatting of application documents	[Formatting of Application Documents]	23
Fort Scratchley Function Centre – Charity/Not for Profit	[Standard Rates]	93
Fort Scratchley Function Centre – Charity/Not for Profit	[Standard Rates]	93
Fort Scratchley Function Centre – Charity/Not for Profit	[Standard Rates]	94
Fort Scratchley Function Centre – Charity/Not for Profit	[Standard Rates]	94
Fort Scratchley Function Centre – Charity/Not for Profit	[Standard Rates]	94
Fort Scratchley Function Centre – Charity/Not for Profit	[Standard Rates]	94
Fort Scratchley Function Centre – Commercial/Private Hire	[Standard Rates]	93
Fort Scratchley Function Centre – Commercial/Private Hire	[Standard Rates]	93
Fort Scratchley Function Centre – Commercial/Private Hire	[Standard Rates]	94
Fort Scratchley Function Centre – Commercial/Private Hire	[Standard Rates]	94
Fort Scratchley Function Centre – Commercial/Private Hire	[Standard Rates]	94
Fort Scratchley Function Centre – Commercial/Private Hire	[Standard Rates]	94
Freight & Crating service fee	[Collection Management]	106
Freight & Crating service fee	[Collection Management]	107
Fridges – Degassed	[Waste Disposal & Recycling]	74
Fridges – Gassed	[Waste Disposal & Recycling]	74
Function Area – Charity/Not for Profit	[City Administration Centre]	98
Function Area – Charity/Not for Profit	[City Administration Centre]	98

F [continued]

Function Area – Charity/Not for Profit	[City Administration Centre]	98
Function Area – Charity/Not for Profit	[City Administration Centre]	98
Function Area – Charity/Not for Profit	[City Administration Centre]	99
Function Area – Charity/Not for Profit	[City Administration Centre]	99
Function Area – Commercial/Private Hire	[City Administration Centre]	98
Function Area – Commercial/Private Hire	[City Administration Centre]	98
Function Area – Commercial/Private Hire	[City Administration Centre]	98
Function Area – Commercial/Private Hire	[City Administration Centre]	99
Function Area – Commercial/Private Hire	[City Administration Centre]	99
Function Area – Commercial/Private Hire	[City Administration Centre]	99
Function Booking Deposit	[Venue Hire]	104
Function Cancellation Fees – >270 days from event	[Additional Services]	101
Function Cancellation Fees – 0-3 days from event	[Additional Services]	101
Function Cancellation Fees – 0-3 days from event	[Venue Hire]	105
Function Cancellation Fees – 15-90 days from event	[Venue Hire]	105
Function Cancellation Fees – 22-270 days from event	[Additional Services]	101
Function Cancellation Fees – 4-14 days from event	[Venue Hire]	105
Function Cancellation Fees – 4-21 days from event	[Additional Services]	101
Function Cancellation Fees – 90-270 days from event	[Venue Hire]	105

G

Gas Bottles	[Waste Disposal & Recycling]	74
Gate opening fee	[Blackbutt Reserve]	79
General Hire – can include Hall, Meeting, Office or Storage space	[Community Facilities]	60
General Solid Waste – Mixed	[Waste Disposal & Recycling]	72
General Solid Waste – Special or Difficult	[Waste Disposal & Recycling]	72
Goal Posting (exchange by request)	[Beaches, Park Reserves & Sporting Facilities – Sport]	85
Ground Floor Lounge Bar & Foyer only – Charity/Not for Profit	[Short lead time – booking within 10 weeks of event date]	97
Ground Floor Lounge Bar & Foyer only – Commercial/Private Hire	[Short lead time – booking within 10 weeks of event date]	97
Guided Tours and Educational Programs	[City Hall/Civic Theatre]	90

H

Hat	[Beresfield Child Care Centre]	72
Hazer Unique	[Equipment Hire]	102
Hazer Unique	[Equipment Hire]	102
High Level Security Bond	[Beaches, Park Reserves & Sporting Facilities, Event]	81
Hire of Frank Rigby Room – Casual	[Other Items]	74
Hire of Frank Rigby Room – Full Day	[Other Items]	74
Hire of Frank Rigby Room – Half Day	[Other Items]	74
Hoarding – In respect of works with a duration of up to two weeks	[Enclose Public Place]	16
Holding Fee	[Abandoned Vehicle Impounding Fees]	45
Hourly rate for work undertaken by legally qualified staff (excluding litigation)	[Legal Work]	9
Hunter Room & Balcony – Charity/Not for Profit	[Standard Rates]	91
Hunter Room & Balcony – Charity/Not for Profit	[Standard Rates]	91
Hunter Room & Balcony – Charity/Not for Profit	[Standard Rates]	91

H [continued]

Hunter Room & Balcony – Charity/Not for Profit	[Standard Rates]	92
Hunter Room & Balcony – Charity/Not for Profit	[Standard Rates]	92
Hunter Room & Balcony – Charity/Not for Profit	[Standard Rates]	92
Hunter Room & Balcony – Commercial/Private Hire	[Standard Rates]	91
Hunter Room & Balcony – Commercial/Private Hire	[Standard Rates]	91
Hunter Room & Balcony – Commercial/Private Hire	[Standard Rates]	92
Hunter Room & Balcony – Commercial/Private Hire	[Standard Rates]	92
Hunter Room & Balcony – Commercial/Private Hire	[Standard Rates]	92
Hunter Room & Balcony – Commercial/Private Hire	[Standard Rates]	92

I

If an inspection is required for the purpose of issuing the certificate	[Certificate under section 88G of Conveyancing Act 1919]	12
If Council is appointed to replace a private Accredited Certifier on a partially completed project.	[Other]	28
ILL charge – Copy from resource	[Inter Library Loans]	66
ILL charge – Express	[Inter Library Loans]	66
ILL charge – International	[Inter Library Loans]	67
ILL charge – Rush Request	[Inter Library Loans]	67
Image hire fee	[Collection Management]	106
Impound Fee	[Animals Impounding Fees]	44
In connection with a residential (single dwellings and/or dual occupancy) development application prior to 1 July 2010	[Development Applications Dated Prior to 1 July 2010]	11
In connection with multi-unit residential development application prior to 1 July 2010	[Development Applications Dated Prior to 1 July 2010]	11
In connection with multi-unit residential development with internal floor plans included	[Development Applications Dated Post 1 July 2010]	11
In connection with non-residential development application prior to 1 July 2010	[Development Applications Dated Prior to 1 July 2010]	11
In connection with residential development (single dwelling and/or dual occupancy) with internal floor plans included	[Development Applications Dated Post 1 July 2010]	11
In respect of all other works	[Enclose Public Place]	16
In respect of works involving the construction or maintenance of a single dwelling house	[Enclose Public Place]	16
In the case of advertised development (as defined by the Community Participation Act) for nominated integrated development, threatened species development or Class 1 aquaculture development	[Public Notification Fees for Development Applications]	24
In the case of advertised development (as defined by the Community Participation Plan)	[Public Notification Fees for Development Applications]	24
In the case of all other Development Applications and amendments thereto – for all other types of development	[Public Notification Fees for Development Applications]	24
In the case of all other Development Applications and amendments thereto – for work involving a single dwelling & or outbuildings	[Public Notification Fees for Development Applications]	24
In the case of an application pursuant to Section 4.55(2) or Section 4.56(1) of the EP&A Act 1979	[Public Notification Fees for Development Applications]	24

Fee Name	Parent	Page
I [continued]		
In the case of designated development (as defined by the Act) and development required by an Environmental Planning Instrument to be notified in the manner of designated development	[Public Notification Fees for Development Applications]	24
In the case of notification required to be given in connection with an application pursuant to Section 8.2 of the EP&A Act 1979	[Public Notification Fees for Development Applications]	24
In the case of prohibited development (but the Council shall refund so much of the additional portion of the fee as is not expended in giving the required notification)	[Public Notification Fees for Development Applications]	24
In the case of public notice of a proposed planning agreement	[Public Notification Fees for Development Applications]	24
In-centre promotional opportunities	[Newcastle Visitor Information Centre]	98
Inclusion of Emblem/Ceramic Photo/Perpetual Flower on Plaque or Plinth	[Wallsend Cemetery]	57
Inclusion of Emblem/Ceramic Photo/Perpetual Flower on Plaque or Plinth	[Stockton Cemetery]	59
Inclusion of Gold Text on Plaque or Plinth	[Wallsend Cemetery]	57
Inclusion of Motif on Bronze Plaque	[Wallsend Cemetery]	57
Individual – 1/2 Season	[Beresfield Swimming Centre]	78
Individual Full Season	[Beresfield Swimming Centre]	78
Individual tour (maximum charge)	[Guided Tours]	107
Information Retrieval Fee	[Minmi Cemetery]	56
Information Retrieval Fee	[Wallsend Cemetery]	58
Information Retrieval Fee	[Stockton Cemetery]	59
Information supplied requiring searches of old rate and valuation records	[Supply of Miscellaneous Rates Information]	8
Inspection Fee	[Boarding House Inspections]	35
Inspection Fee	[Food Business Inspection Fee]	37
Inspection of a swimming pool	[Swimming Pools]	29
Inspection of installation of a manufactured home, moveable dwelling or associated structure on land – LGA 1993, S68	[Manufactured Home Estates, Caravan Parks, Camping Grounds and Moveable Dwellings]	28
Inspection of Plant/Equipment for contamination of Noxious Weeds	[Noxious Weeds]	53
Inspection outside Newcastle	[Relocation of Dwelling]	29
Inspection within Newcastle	[Relocation of Dwelling]	29
Install and Operate Surf Webcam Licence	[Beaches, Park Reserves & Sporting Facilities, Event]	80
Install Sewage Management Facility/Waste Treatment Device	[On-Site Sewage Management System]	36
Installation of ground anchors – exceeding 10 anchors at one site	[Fees for subdivision works, DA related road works & non-DA related road works]	31
Installation of Outdoor Dining markers	[Outdoor Dining/Trading]	34
Installation of rail, pipe, wire, or cable in, on, or over a public road or place	[Works Within Road Reserve]	51
Installation of signage without approval	[Events Management Non-Compliance]	50
Installation of signage without approval	[Non-compliance, Sport, Events & Community Land Access]	89
Installed Audio System – Art Gallery	[Equipment Hire]	105
Interest on unpaid Rates and Charges	[Overdue Rates]	8
Internal review	[Formal Access to Information Applications]	10
Internet Reproduction – Commercial	[Reproduction Fees]	70
Introduction of new cemetery products/services (garden, wall and plot) subject to size, type of material and installation costs	[Additional Fees]	59
Investigation Fee	[Sale of Scattered Lots – General]	56
Investigation Fee – hours in excess of Council staff time	[Sale of Scattered Lots – General]	56
Investigation Fee – Hours in excess of Council staff time	[Closure and Sale of a Public Road (Council and Crown)]	55

I [continued]

Issue of Certificate for applications considered under the Real Property Act – Defacto Application	[Fees for subdivision works, DA related road works & non-DA related road works]	29
Issue of Certificate for applications considered under the Real Property Act – Transfer and other legal documents	[Fees for subdivision works, DA related road works & non-DA related road works]	29
Issue of Certificate for applications considered under the Real Property Act: – Endorsement of plan of easement	[Fees for subdivision works, DA related road works & non-DA related road works]	29

K

Kerb and Gutter – Kerb Restoration for 100mm Pipe	[Restoration Charges]	52
Kerb and Gutter – Restoration	[Restoration Charges]	52
Key Bond	[Beaches, Park Reserves & Sporting Facilities, Event]	80
Key Bond (non refundable if key is lost)	[Beaches, Park Reserves & Sporting Facilities – Sport]	84
Key Bond (non refundable if key is lost)	[Public Reserve, Temporary Access]	88
Key cutting	[Beaches, Park Reserves & Sporting Facilities – Sport]	84
Key Replacement Fee	[Lease of Council Owned Commercial Properties]	53
Key/Lock Replacement where Facility is required to be rekeyed	[Beaches, Park Reserves & Sporting Facilities – Sport]	84
Keys not returned	[Events Management Non-Compliance]	50
Keys Not Returned	[Non-compliance, Sport, Events & Community Land Access]	89
Kilgour Prize Entry Fees	[Exhibitions & Public Programs]	106

L

Land Classification – Confirmation Letter	[Lease of Council Owned Commercial Properties]	53
Land Register Extract – per entry	[Lease of Council Owned Commercial Properties]	53
Lane Hire (min 7 swimmers per lane)	[Beresfield Swimming Centre]	78
Laptops – Macbook Pro with Qlab	[Equipment Hire]	102
Laptops – Macbook Pro with Qlab	[Equipment Hire]	102
Laptops – Windows	[Equipment Hire]	102
Laptops – Windows	[Equipment Hire]	102
Laptops – Windows	[Equipment Hire]	106
Laptops – Windows	[Equipment Hire]	106
Large Area Event	[Blackbutt Reserve]	80
Large Format Scan > 5 scans less 30%	[Large Format Scanning]	47
Late Application Fee – Commercial/Private (including wedding ceremonies)	[Events Management Non-Compliance]	50
Late Application Fee – Community (Charity/NFP)	[Events Management Non-Compliance]	50
Late Application Fee (<15 days) – Charities/Not For Profit/Schools (non-refundable)	[Beaches, Park Reserves & Sporting Facilities, Event]	80
Late Application Fee (<15 days) – Charities/Not For Profit/Schools (non-refundable)	[Beaches, Park Reserves & Sporting Facilities – Sport]	84
Late Application Fee (<15 days) – Charities/Not For Profit/Schools (non-refundable)	[Public Reserve, Temporary Access]	88
Late Application Fee (<15 days) – Charities/Not For Profit/Schools (non-refundable)	[Non-compliance, Sport, Events & Community Land Access]	88
Late Application Fee (<15 days) (non-refundable)	[Beaches, Park Reserves & Sporting Facilities, Event]	80
Late Application Fee (<15 days) (non-refundable)	[Beaches, Park Reserves & Sporting Facilities – Sport]	83
Late Application Fee (<15 days) (non-refundable)	[Public Reserve, Temporary Access]	88
Late Application Fee (<15 days) (non-refundable)	[Non-compliance, Sport, Events & Community Land Access]	88

Fee Name	Parent	Page
L [continued]		
Late Application Fee (<3 days notice) (non-refundable)	[Events Management Non-Compliance]	50
Late Application Fee (<3 days notice) Charities/NFP/Schools (non-refundable)	[Events Management Non-Compliance]	50
Late fee if served less than seven working days before production required	[Subpoena to Produce Documents]	10
Late pickup fee	[Beresfield Child Care Centre]	72
Late pickup fee	[Beresfield Child Care Centre]	72
Late Provision of Production Requirements (within 28 days)	[Additional Services]	101
Laundry Fee	[Beresfield Child Care Centre]	72
Limited time application (Events, Shows etc.)	[Operate Caravan Park/Camping Ground]	36
Line Work &/or Photos/Colour blocks	[Colour Plotting, Scanning & Map Production Services]	46
Line Work &/or Photos/Colour blocks	[Colour Plotting, Scanning & Map Production Services]	46
Line Work &/or Photos/Colour blocks	[Colour Plotting, Scanning & Map Production Services]	46
Live Performance Cancellation Fees – <180 days from event	[Additional Services]	101
Live Performance Cancellation Fees – >180 days from event	[Additional Services]	101
Live Performance Hire – Concert Hall – Charity/Not for Profit	[Standard Rates]	92
Live Performance Hire – Concert Hall – Charity/Not for Profit	[Standard Rates]	92
Live Performance Hire – Concert Hall – Charity/Not for Profit	[Standard Rates]	92
Live Performance Hire – Concert Hall – Commercial/Private Hire	[Standard Rates]	92
Live Performance Hire – Concert Hall – Commercial/Private Hire	[Standard Rates]	92
Live Performance Hire – Concert Hall – Commercial/Private Hire	[Standard Rates]	92
Loan preparation service fee	[Collection Management]	107
Loan preparation service fee (1-5 items)	[Collection Management]	106
Loan preparation service fee (6 or more items)	[Collection Management]	106
Local – Commercial use	[Beaches, Park Reserves & Sporting Facilities – Sport]	87
Local – Commercial use	[Beaches, Park Reserves & Sporting Facilities – Sport]	87
Local – Dressing Sheds – Casual user	[Beaches, Park Reserves & Sporting Facilities – Sport]	87
Local – Dressing Sheds – Casual user	[Beaches, Park Reserves & Sporting Facilities – Sport]	87
Local – Dressing Sheds – Seasonal user	[Beaches, Park Reserves & Sporting Facilities – Sport]	87
Local – Junior & School Fee	[Beaches, Park Reserves & Sporting Facilities – Sport]	87
Local – Junior & School Fee	[Beaches, Park Reserves & Sporting Facilities – Sport]	87
Local – Junior & School Fee	[Beaches, Park Reserves & Sporting Facilities – Sport]	87
Local – Senior Fee	[Beaches, Park Reserves & Sporting Facilities – Sport]	87
Local – Senior Fee	[Beaches, Park Reserves & Sporting Facilities – Sport]	87
Local – Senior Fee	[Beaches, Park Reserves & Sporting Facilities – Sport]	87
Local – Turf Wicket	[Beaches, Park Reserves & Sporting Facilities – Sport]	87
Local High Impact Usage fee – Commercial/Private (includes wedding ceremonies)	[Beaches, Park Reserves & Sporting Facilities, Event]	81
Local High Impact Usage fee – Commercial/Private (includes wedding ceremonies)	[Beaches, Park Reserves & Sporting Facilities, Event]	81
Local High Impact Usage fee – Community (Charity/NFP)	[Beaches, Park Reserves & Sporting Facilities, Event]	81
Local High Impact Usage fee – Community (Charity/NFP)	[Beaches, Park Reserves & Sporting Facilities, Event]	81
Local History Monographs	[Monographs]	70
Local Junior & School Seasonal	[Beaches, Park Reserves & Sporting Facilities – Sport]	87
Local Low Impact Usage fee – Commercial/Private (includes wedding ceremonies)	[Beaches, Park Reserves & Sporting Facilities, Event]	81
Local Low Impact Usage fee – Commercial/Private (including wedding ceremonies)	[Beaches, Park Reserves & Sporting Facilities, Event]	81

Fee Name	Parent	Page
L [continued]		
Local Low Impact Usage fee – Community (Charity/NFP)	[Beaches, Park Reserves & Sporting Facilities, Event]	81
Local Low Impact Usage fee – Community (Charity/NFP)	[Beaches, Park Reserves & Sporting Facilities, Event]	81
Local Medium Impact Usage fee – Commercial/Private (includes wedding ceremonies)	[Beaches, Park Reserves & Sporting Facilities, Event]	81
Local Medium Impact Usage fee – Commercial/Private (includes wedding ceremonies)	[Beaches, Park Reserves & Sporting Facilities, Event]	81
Local Medium Impact Usage fee – Community (Charity/NFP)	[Beaches, Park Reserves & Sporting Facilities, Event]	81
Local Medium Impact Usage fee – Community (Charity/NFP)	[Beaches, Park Reserves & Sporting Facilities, Event]	81
Local Senior Seasonal	[Beaches, Park Reserves & Sporting Facilities – Sport]	86
Long Day Care – 10.5 hour session	[Beresfield Child Care Centre]	71
Long Day Care – 10.5 hour session	[Beresfield Child Care Centre]	71
Long Day Care – 9 hour session	[Beresfield Child Care Centre]	71
Long Day Care – 9 hour session	[Beresfield Child Care Centre]	71
Long Day Care – Planned Absence – 10.5 hour session	[Beresfield Child Care Centre]	71
Long Day Care – Planned Absence – 10.5 hour session	[Beresfield Child Care Centre]	71
Long Day Care – Planned Absence – 9.5 hour session	[Beresfield Child Care Centre]	71
Long Day Care – Planned Absence – 9.5 hour session	[Beresfield Child Care Centre]	71
Lost and Damaged Lending Stock items	[Overdue and Lost Stock Fees]	66
Lost and Damaged reference or stack stock items	[Overdue and Lost Stock Fees]	66
Lost Library Cards	[Overdue and Lost Stock Fees]	66
Low Level Security Bond	[Beaches, Park Reserves & Sporting Facilities, Event]	81

M

Market Comparable annual fee	[Section 138 consents for occupation use for structures in, on or over Public Road or Public Place]	54
Market Comparable annual fee	[Section 153 short term leases of unused public roads]	55
Marketing Services	[Additional Services]	101
Mass Gathering Security Measures	[Events Management]	47
Mattresses – Queen/King	[Waste Disposal & Recycling]	74
Mattresses – Single/Double	[Waste Disposal & Recycling]	74
Medium Area Event	[Blackbutt Reserve]	80
Medium Level Security Bond	[Beaches, Park Reserves & Sporting Facilities, Event]	81
Meeting Room – Charity/Not for Profit	[Standard Rates]	90
Meeting Room – Charity/Not for Profit	[Standard Rates]	90
Meeting Room – Charity/Not for Profit	[Standard Rates]	90
Meeting Room – Charity/Not for Profit	[Standard Rates]	90
Meeting Room – Charity/Not for Profit	[Standard Rates]	90
Meeting Room – Charity/Not for Profit	[Standard Rates]	90
Meeting Room – Commercial/Not for Profit	[Standard Rates]	90
Meeting Room – Commercial/Private Hire	[Standard Rates]	90
Meeting Room – Commercial/Private Hire	[Standard Rates]	90
Meeting Room – Commercial/Private Hire	[Standard Rates]	90
Meeting Room – Commercial/Private Hire	[Standard Rates]	90
Meeting Room – Commercial/Private Hire	[Standard Rates]	90
Memorial Bench Seat	[Wallsend Cemetery]	58
Memorial Bench Seat	[Stockton Cemetery]	59
Memorial Garden Place – Perpetual Interment Right (Burial Licence)	[Wallsend Cemetery]	57
Memorial Garden Plinth (includes installation & interment of ashes)	[Wallsend Cemetery]	57
Memorial Plaque	[Stockton Cemetery]	58
Memorial Plaque – End of Ash Wall	[Wallsend Cemetery]	57

Fee Name	Parent	Page
M [continued]		
Memorial Plaque – Memorial Butterfly Tree	[Wallsend Cemetery]	57
Merchandising – Additional charge imposed for selling own Merchandise	[Additional Services]	101
Merchant Service Fee recoupment fee	[Administration Charges]	9
Meyer Audio UPA Truss System – Civic Theatre	[Equipment Hire]	102
Meyer Audio UPA Truss System – Civic Theatre	[Equipment Hire]	102
Meyer Audio UPM Delay System – Civic Theatre	[Equipment Hire]	102
Meyer Audio UPM Delay System – Civic Theatre	[Equipment Hire]	102
Meyer M1D Line Array – Concert Hall	[Equipment Hire]	102
Meyer M1D Line Array – Concert Hall	[Equipment Hire]	102
Meyer Sound System – Civic Theatre	[Equipment Hire]	102
Meyer Sound System – Civic Theatre	[Equipment Hire]	102
Minor mapping anomalies where an error can be identified in the Newcastle LEP and where the proposed amendment is consistent with the intent and direction of the LEP and Council.	[Request to amend Principal LEP]	33
Miscellaneous works E.g.: Interallotment drainage, private driveways and drainage structures	[Fees for subdivision works, DA related road works & non-DA related road works]	31
Miscellaneous works E.g.: Interallotment drainage, private driveways and drainage structures	[Fees for subdivision works, DA related road works & non-DA related road works]	31
Miscellaneous works E.g.: Interallotment drainage, private driveways, drainage structures and other infrastructures such as: footpaths <30m, stairs up to 3 flights, planter boxes, bike racks, bespoke furniture and footpath gardens, dewatering and discharging connections	[Fees for subdivision works, DA related road works & non-DA related road works]	30
Miscellaneous works E.g.: Interallotment drainage, private driveways, drainage structures and other infrastructures such as: footpaths <30m, stairs up to 3 flights, planter boxes, bike racks, bespoke furniture and footpath gardens, dewatering and discharging connections	[Fees for subdivision works, DA related road works & non-DA related road works]	30
Mixed Road Base Wastes	[Waste Disposal & Recycling]	72
Mobile Food Vans & Vehicles	[Use of Vehicle or Article for Selling]	38
Modification of a Complying Development Certificate	[Complying Development Certificates]	15
Monday – Saturday	[Technical Staff]	103
Monday – Saturday	[Food and Beverage, Front of House, Box Office, Merchandise, Cleaning staff rates]	104
Monday-Friday	[Venue Staff: Commissionaire, Security, Cleaning]	103
Monday-Friday	[Staff Rates]	105
Monday-Friday	[Staff Rates]	107
Multi-dwelling housing	[Complying Development Certificates]	14
Museum Exhibition Spaces – Charity/Not for Profit	[Standard Rates]	99
Museum Exhibition Spaces – Charity/Not for Profit	[Standard Rates]	100
Museum Exhibition Spaces – Charity/Not for Profit	[Standard Rates]	100
Museum Exhibition Spaces – Charity/Not for Profit	[Standard Rates]	100
Museum Exhibition Spaces – Commercial/Private Hire	[Standard Rates]	99
Museum Exhibition Spaces – Commercial/Private Hire	[Standard Rates]	100

Fee Name	Parent	Page
M [continued]		
Museum Exhibition Spaces – Commercial/Private Hire	[Standard Rates]	100
Museum Exhibition Spaces – Commercial/Private Hire	[Standard Rates]	100
Museum Express Outreach Program – Booked group (maximum charge)	[Exhibitions & Audience Engagement]	107
Museum Lawn – Charity/Not for Profit	[Standard Rates]	100
Museum Lawn – Charity/Not for Profit	[Standard Rates]	100
Museum Lawn – Charity/Not for Profit	[Standard Rates]	100
Museum Lawn – Commercial/Private Hire	[Standard Rates]	100
Museum Lawn – Commercial/Private Hire	[Standard Rates]	100
Museum Lawn – Commercial/Private Hire	[Standard Rates]	100
Museum Theatre – Charity/Not for Profit	[Standard Rates]	99
Museum Theatre – Charity/Not for Profit	[Standard Rates]	99
Museum Theatre – Charity/Not for Profit	[Standard Rates]	99
Museum Theatre – Charity/Not for Profit	[Standard Rates]	99
Museum Theatre – Charity/Not for Profit	[Standard Rates]	99
Museum Theatre – Charity/Not for Profit	[Standard Rates]	99
Museum Theatre – Charity/Not for Profit	[Standard Rates]	99
Museum Theatre – Commercial/Private Hire	[Standard Rates]	99
Museum Theatre – Commercial/Private Hire	[Standard Rates]	99
Museum Theatre – Commercial/Private Hire	[Standard Rates]	99
Museum Theatre – Commercial/Private Hire	[Standard Rates]	99
Museum Theatre – Commercial/Private Hire	[Standard Rates]	99
Museum Theatre – Commercial/Private Hire	[Standard Rates]	99
N		
National Park No.1 Sportsground – Function Room	[Beaches, Park Reserves & Sporting Facilities – Sport]	87
National Park No.2 Sportsground – Function Room	[Beaches, Park Reserves & Sporting Facilities – Sport]	87
National Park No.2 Sportsground – Function Room	[Beaches, Park Reserves & Sporting Facilities – Sport]	87
National Park No.2 Sportsground – Function Room	[Beaches, Park Reserves & Sporting Facilities – Sport]	87
National Park No.2 Sportsground – Function Room	[Beaches, Park Reserves & Sporting Facilities – Sport]	87
Negotiation of Planning Agreements	[Planning Agreements]	34
Netball Courts – Junior & School Fee	[Beaches, Park Reserves & Sporting Facilities – Sport]	87
Netball Courts – Senior Fee	[Beaches, Park Reserves & Sporting Facilities – Sport]	87
New Lambton Library – Meeting Room – Commercial/Government (Staffed operating hours only)	[Venue Hire]	69
New Lambton Library – Meeting Room – Non-Commercial (Staffed operating hours only)	[Venue Hire]	69
New road construction or construction of more than half of existing pavement width.	[Fees for subdivision works, DA related road works & non-DA related road works]	31
New road construction or construction of more than half of existing pavement width.	[Fees for subdivision works, DA related road works & non-DA related road works]	31
New road construction or construction of more than half of the existing pavement width	[Fees for subdivision works, DA related road works & non-DA related road works]	29
New road construction or construction of more than half of the existing pavement width	[Fees for subdivision works, DA related road works & non-DA related road works]	30
Newcastle Art Gallery – Public Programs Partner	[Venue Hire]	104
Newcastle Art Gallery 1st Floor (includes Ground Floor) – Charity / Not for Profit	[Venue Hire]	104
Newcastle Art Gallery 1st Floor (includes Ground Floor) – Commercial / Private Hire	[Venue Hire]	104
Newcastle Art Gallery Conference Room – Charity / Not for Profit	[Venue Hire]	104
Newcastle Art Gallery Conference Room – Commercial / Private Hire	[Venue Hire]	104

N [continued]

Newcastle Art Gallery Ground Floor – Charity / Not for Profit	[Venue Hire]	104
Newcastle Art Gallery Ground Floor – Commercial / Private Hire	[Venue Hire]	104
Newcastle Art Gallery Outdoor Garden – Charity / Not for Profit	[Venue Hire]	104
Newcastle Art Gallery Outdoor Garden – Commercial / Private Hire	[Venue Hire]	104
Newcastle DCP 2012 & technical manuals	[Publications]	33
Newcastle DCP 2012 document	[Publications]	33
Niche Place – Burial Licence (immediate use or reservation)	[Stockton Cemetery]	58
Niche space – Perpetual Interment Right (Burial Licence)	[Wallsend Cemetery]	57
Niche Wall Plaque (includes installation & interment of ashes) with Service	[Wallsend Cemetery]	57
Niche Wall Plaque (includes installation & interment of ashes) with Service	[Stockton Cemetery]	58
Niche Wall Plaque (includes installation & interment of ashes) without Service	[Wallsend Cemetery]	57
Niche Wall Plaque (includes installation & interment of ashes) without Service	[Stockton Cemetery]	58
No charge for occupation deemed in the public interest	[Awning Occupation Over Public Roads (DCP 7.10)]	54
Non-Commercial launches incl local authors and exhibitions	[Venue Hire]	68
Non-reciprocal Libraries	[Inter Library Loans]	67
Non-scheduled Inductions	[Additional Fees]	59
Notice of Discontinuance and Consent Orders	[Administration Charges]	8
Notice of intention compliance costs – maximum fee	[Compliance Cost Notices]	35

O

Occupation Certificate for development involving change of use only	[Occupation Certificates]	25
Occupation Certificate or Interim Occupation Certificate for development involving building works	[Occupation Certificates]	25
Off Street Car Park Parking Permits (Weekly) – No 2 Sportsground	[Parking Permits]	43
One-off user charge for occupation of air space over road area: Amount (\$) = Area of Balcony (m2) x valuation of land (\$m2)	[Balconies or Private Occupation Over Public Roads (DCP 7.10)]	54
Online Training	[Local History Research]	70
On-site education with Pepper the Robot	[Children's Activities]	70
Order compliance costs – maximum fee	[Compliance Cost Notices]	35
Order for Interment – Ashes (Burial Permit)	[Minmi Cemetery]	56
Order for Interment – Ashes (Burial Permit)	[Wallsend Cemetery]	57
Order for Interment – Ashes (Burial Permit)	[Stockton Cemetery]	58
Order for Interment – Burial (Burial Permit)	[Minmi Cemetery]	56
Order for Interment – Burial (Burial Permit)	[Wallsend Cemetery]	57
Order for Interment – Burial (Burial Permit)	[Stockton Cemetery]	58
Order for Interment – Burial (Burial Permit) – Muslim & Free Serbian Orthodox Portions	[Wallsend Cemetery]	57
Other Classes of Buildings	[Building Certificates]	24
Other Classes of Buildings	[Building Certificates]	24
Other Classes of Buildings	[Building Certificates]	24
Other premises	[Public Health Improvement Notices and Prohibition Orders]	36
Out of area service per diem	[Collection Management]	106
Out of area service per diem	[Exhibitions & Audience Engagement]	107
Outdoor Sound System – City Hall	[Equipment Hire]	102
Outdoor Sound System – City Hall	[Equipment Hire]	102
Outside Business hours	[Temporary Road Closure]	39

Fee Name	Parent	Page
O [continued]		
Overdue loans of library material including toys (Persons aged 16 years or more)	[Overdue and Lost Stock Fees]	66
Overtime, Sunday, Public Holidays & Meal Penalty	[Technical Staff]	103
Overtime, Sunday, Public Holidays & Meal Penalty	[Food and Beverage, Front of House, Box Office, Merchandise, Cleaning staff rates]	104
P		
P Ticket Parking	[Parking Meter Fees]	43
P Ticket Parking	[Parking Meter Fees]	43
Parade Ground – Charity/Not for Profit	[Standard Rates]	93
Parade Ground – Charity/Not for Profit	[Standard Rates]	93
Parade Ground – Charity/Not for Profit	[Standard Rates]	93
Parade Ground – Commercial/Private Hire	[Standard Rates]	93
Parade Ground – Commercial/Private Hire	[Standard Rates]	93
Parade Ground – Commercial/Private Hire	[Standard Rates]	93
Park Conservation Fee	[Blackbutt Reserve]	80
Park Conservation Fee	[Blackbutt Reserve]	80
Park Conservation Fee	[Blackbutt Reserve]	80
Parking Meter Removal/Replacement	[Other Parking Charges]	42
Parking Occupancy Permit – Application Fee	[Other]	39
Parking Occupancy Permit – Metered Parking	[Other]	39
Parking Occupancy Permit – Metered Parking	[Other]	39
Parking Occupancy Permit – Time Restricted Parking	[Other]	39
Parking Occupancy Permit – Unrestricted parking (CBD and Local Centre only areas)	[Other]	39
Pay by Phone Processing Fee	[Other Parking Charges]	42
Payment for damages – Hirer or their contracted supplier	[Additional Services]	101
PC Fee	[PC Fee]	26
PC Fee	[PC Fee]	26
PC Fee	[PC Fee]	26
PC Fee	[PC Fee]	26
PC Fee – Multiple Residential Development	[PC Fee – Multiple Residential Development]	26
PC Fee – Multiple Residential Development	[PC Fee – Multiple Residential Development]	26
PC Fee – Multiple Residential Development	[PC Fee – Multiple Residential Development]	26
PC Fee – Multiple Residential Development	[PC Fee – Multiple Residential Development]	27
Pensioner Family – 1/2 Season	[Beresfield Swimming Centre]	78
Pensioner Family Full Season	[Beresfield Swimming Centre]	78
Pensioner Individual – 1/2 Season	[Beresfield Swimming Centre]	78
Pensioner Individual Full Season	[Beresfield Swimming Centre]	78
Pensioners	[Beresfield Swimming Centre]	77
Per sign on additional new posts	[Supply, installation and removal of construction zone signage]	38
Per sign on existing posts	[Supply, installation and removal of construction zone signage]	38
Per sign on new posts	[Supply, installation and removal of construction zone signage]	38
Permission to erect full monument – with piers	[Minmi Cemetery]	56
Permission to erect full monument with piers	[Wallsend Cemetery]	58
Permission to erect full monument with piers	[Stockton Cemetery]	59
Permission to erect head headstone – with piers	[Minmi Cemetery]	56
Permission to erect head stone with piers	[Wallsend Cemetery]	57
Permission to erect head stone with piers	[Stockton Cemetery]	59
Permission to erect headstone on Lawn Beam	[Wallsend Cemetery]	57
Permission to erect headstone on Lawn Beam	[Stockton Cemetery]	59
Permit fee for Road Opening – incl Public utilities, Private Contractors, etc.	[Works Within Road Reserve]	51
Permit to install ground anchors/shoring	[Fees for subdivision works, DA related road works & non-DA related road works]	31
Permit to Undertake Work	[Additional Fees]	59
Perpetual Interment Right (Burial Licence) – Lawn Beam	[Wallsend Cemetery]	57

Fee Name	Parent	Page
P [continued]		
Perpetual Interment Right (Burial Licence) – Lawn Beam	[Stockton Cemetery]	58
Perpetual Interment Right (Burial Licence) – Monumental	[Wallsend Cemetery]	57
Perpetual Interment Right (Burial Licence) – Monumental	[Stockton Cemetery]	58
Personal Fitness Training Licence, Park/sportsgrounds/beaches – per quarter/ 2 locations	[Beaches, Park Reserves & Sporting Facilities – PT]	83
Personal Fitness Training Licence, Park/sportsgrounds/beaches – per quarter/ 2 locations	[Beaches, Park Reserves & Sporting Facilities – PT]	83
Personal Fitness Training Licence, Park/sportsgrounds/beaches – per quarter/1 location	[Beaches, Park Reserves & Sporting Facilities – PT]	83
Personal Fitness Training Licence, Park/sportsgrounds/beaches – per quarter/1 location	[Beaches, Park Reserves & Sporting Facilities – PT]	83
Photocopies – A4 or A3 Black and white only	[Equipment Hire]	103
Photocopies – A4 or A3 Black and white only	[Access to Information – Other]	10
Photocopies – A4 or A3 Black and white only	[Supply of Miscellaneous Information]	32
Photocopies – A4 or A3 Black and white only	[Supply of Miscellaneous Information]	46
Photocopies – A4 or A3 Colour	[Equipment Hire]	103
Photocopies – A4 or A3 Colour	[Access to Information – Other]	10
Photocopies/Printing – A4 or A3 black and white only	[Customer Service Centre]	46
Photocopies/Printing – A4 or A3 COLOR only (including compiling information into a new form)	[Customer Service Centre]	46
Piano Grand Piano (Steinway) – City Hall	[Equipment Hire]	102
Piano Grand Piano (Steinway) – City Hall	[Equipment Hire]	102
Piano Yamaha C5 – Civic Theatre	[Equipment Hire]	102
Piano Yamaha C5 – Civic Theatre	[Equipment Hire]	102
Pickup and disposal	[Bulkwaste Services Kerbside (additional to Rated Services)]	76
Pictures held by Local History section	[Reproduction Fees]	70
Newcastle Region Library		
Playhouse (includes Dressing room and Foyer)	[Short lead time – booking within 4 weeks of event date]	98
Playhouse (includes Dressing room and Foyer) – Charity/Not for Profit	[Standard Rates]	97
Playhouse (includes Dressing room and Foyer) – Charity/Not for Profit	[Standard Rates]	97
Playhouse (includes Dressing room and Foyer) – Charity/Not for Profit	[Standard Rates]	97
Playhouse (includes Dressing room and Foyer) – Commercial/Private Hire	[Standard Rates]	97
Playhouse (includes Dressing room and Foyer) – Commercial/Private Hire	[Standard Rates]	97
Playhouse (includes Dressing room and Foyer) – Commercial/Private Hire	[Standard Rates]	97
Playhouse Foyer only – Charity/Not for Profit	[Short lead time – booking within 4 weeks of event date]	98
Playhouse Foyer only – Commercial/Private Hire	[Short lead time – booking within 4 weeks of event date]	98
Policy Advice Fee	[Supply of Miscellaneous Information]	32
Policy documents	[Publications]	9
Pool Inflatable Hire	[Beresfield Swimming Centre]	78
Port, Wharf or Boating Facilities – building work (except otherwise listed)	[Complying Development Certificates]	15
Port, Wharf or Boating Facilities – containers, tanks, cranes, silos, terminals, ship loaders, unloaders, belt conveyors, emergency services, wharfs, boating facilities, paving & demolition work	[Complying Development Certificates]	15

Fee Name	Parent	Page
P [continued]		
Port, Wharf or Boating Facilities – fences, gates, retaining walls & satellite dishes/telecommunications	[Complying Development Certificates]	15
Postage	[Subpoena to Produce Documents]	10
Postage	[Access to Information – Other]	11
Postage of any development application documentation	[Additional General Fees]	11
Preparation or review of DCP or Precinct Plan	[Preparation of Development Control Plan or Precinct Plan]	34
Preparation or review of minor amendment to DCP or Precinct Plan	[Preparation of Development Control Plan or Precinct Plan]	34
Pre-planning proposal meeting with LEP panel (first & second meeting)	[Request to amend Principal LEP]	34
Pre-planning proposal meeting with LEP panel (third and subsequent meetings where requested by the proponent)	[Request to amend Principal LEP]	34
Pre-purchase Inspection Report	[Food Business Inspection Fee]	37
Pre-purchase Inspection Report – all categories	[Beauty Shop, Hairdresser, Skin Penetration or Combination of all]	36
Prevent Pollution Sign	[Development Site]	37
Print costs on bond paper (90gsm), Line Work (Only)	[Colour Plotting, Scanning & Map Production Services]	46
Print costs on bond paper (90gsm), Line Work (Only)	[Colour Plotting, Scanning & Map Production Services]	46
Print costs on bond paper (90gsm), Line Work (Only)	[Colour Plotting, Scanning & Map Production Services]	46
Printed Copy of Financial Statements	[Publications]	9
Private Animal Encounter	[Blackbutt Reserve]	78
Private Animal Encounter	[Blackbutt Reserve]	78
Private Koala Encounter	[Blackbutt Reserve]	78
Processing fee (if applicable)	[Formal Access to Information Applications]	10
Processing fee for application & issue of section 138 consent or short term lease – hours in excess of Council staff time	[Occupation Use of a Public Road or Public Place]	54
Processing fee for application & issue of section 138 consent or short term lease.	[Occupation Use of a Public Road or Public Place]	54
Processing of an objection to the application of regulations and local policies – LGA 1993, S82	[Manufactured Home Estates, Caravan Parks, Camping Grounds and Moveable Dwellings]	28
Programming Fee	[Extraction of Rates Data]	8
Programs and Merchandising Commission	[Additional Services]	101
Property Administration per hour	[External Consultancy Services]	55
Property Matters per hour – Statutory advice in relation to road closures, footway dining and reclassification etc.	[External Consultancy Services]	55
Provision of additional information regarding development standards for flood control lots, as per the General Housing Code, Rural Housing Code or any other relevant provision of an Environmental Planning Instrument	[Flooding Information and Assessment]	17
Provision of First Aid service	[Additional Services]	101
Provision of Geospatial Professional Services	[Geographical Information Services]	46
Provision of information electronically	[Access to Information – Other]	11
Provision of professional advice and/or fire safety audit	[Other]	35
Provision of registration information to Council	[Swimming Pools]	29
Public Animal Encounter – 1 animal	[Blackbutt Reserve]	78
Public notice of a proposed planning agreement or development contributions	[Planning Agreements]	34
Public Notifications – Administration Fee	[Events Management]	49
Public Notifications – Letterbox Drops, Signage, Advertising	[Events Management]	49
Public Program (maximum charge)	[Exhibitions & Audience Engagement]	106
Public Programming / Exhibition Events	[Exhibitions & Public Programs]	106

R

Reciprocal Libraries	[Inter Library Loans]	67
Reclassification of land to enable the provision of infrastructure or community facilities	[Request to amend Principal LEP]	33
Recyclables – Mixed	[Waste Disposal & Recycling]	73
Recyclables – Separated	[Waste Disposal & Recycling]	73
Recycled Concrete Aggregate various sizes, from	[Materials for Sale]	74
Re-endorsement of Subdivision Certificate and/or s88B instrument after original endorsement, due to amendments to documents	[Subdivision/Strata Certificates]	29
Referral to the Urban Design Review Panel after submission of DA	[Urban Design Review Panel]	32
Referral to the Urban Design Review Panel for a modification application	[Urban Design Review Panel]	32
Referral to the Urban Design Review Panel prior to submission of DA	[Urban Design Review Panel]	32
Refund processing fee	[Administration Charges]	8
Regional – Dressing Sheds – Casual user	[Beaches, Park Reserves & Sporting Facilities – Sport]	86
Regional – Dressing Sheds – Casual user	[Beaches, Park Reserves & Sporting Facilities – Sport]	86
Regional – Dressing Sheds – Cleaning	[Beaches, Park Reserves & Sporting Facilities – Sport]	86
Regional – Dressing Sheds – Seasonal user	[Beaches, Park Reserves & Sporting Facilities – Sport]	86
Regional – Playing Surface and Cricket Wicket Curation (new)	[Beaches, Park Reserves & Sporting Facilities – Sport]	85
Regional – Playing Surface and Cricket Wicket Curation (reuse)	[Beaches, Park Reserves & Sporting Facilities – Sport]	85
Regional – Playing Surface Only – Commercial use	[Beaches, Park Reserves & Sporting Facilities – Sport]	85
Regional – Playing Surface Only – Commercial use	[Beaches, Park Reserves & Sporting Facilities – Sport]	85
Regional – Playing Surface Only – Junior & School Fee	[Beaches, Park Reserves & Sporting Facilities – Sport]	85
Regional – Playing Surface Only – Junior & School Fee	[Beaches, Park Reserves & Sporting Facilities – Sport]	85
Regional – Playing Surface Only – Junior & School Fee	[Beaches, Park Reserves & Sporting Facilities – Sport]	85
Regional – Playing Surface Only – Senior Fee	[Beaches, Park Reserves & Sporting Facilities – Sport]	85
Regional – Playing Surface Only – Senior Fee	[Beaches, Park Reserves & Sporting Facilities – Sport]	85
Regional – Playing Surface Only – Senior Fee	[Beaches, Park Reserves & Sporting Facilities – Sport]	85
Regional – Playing Surface Only – Training Nets & Wickets	[Beaches, Park Reserves & Sporting Facilities – Sport]	85
Regional High Impact Usage fee – Commercial/Private (includes wedding ceremonies)	[Beaches, Park Reserves & Sporting Facilities, Event]	83
Regional High Impact Usage fee – Commercial/Private (includes wedding ceremonies)	[Beaches, Park Reserves & Sporting Facilities, Event]	83
Regional High Impact Usage fee – Community (Charity/NFP)	[Beaches, Park Reserves & Sporting Facilities, Event]	83
Regional High Impact Usage fee – Community (Charity/NFP)	[Beaches, Park Reserves & Sporting Facilities, Event]	83
Regional Junior Seasonal (Regional applies to No. 1 and No. 2 Sportsgrounds)	[Beaches, Park Reserves & Sporting Facilities – Sport]	85
Regional Low Impact Usage fee – Commercial/Private (includes wedding ceremonies)	[Beaches, Park Reserves & Sporting Facilities, Event]	82
Regional Low Impact Usage fee – Commercial/Private (including wedding ceremonies)	[Beaches, Park Reserves & Sporting Facilities, Event]	82
Regional Low Impact Usage fee – Community (Charity/NFP)	[Beaches, Park Reserves & Sporting Facilities, Event]	82
Regional Low Impact Usage fee – Community (Charity/NFP)	[Beaches, Park Reserves & Sporting Facilities, Event]	82

Fee Name	Parent	Page
R [continued]		
Regional Medium Impact Usage fee – Commercial/Private (includes wedding ceremonies)	[Beaches, Park Reserves & Sporting Facilities, Event]	82
Regional Medium Impact Usage fee – Commercial/Private (includes wedding ceremonies)	[Beaches, Park Reserves & Sporting Facilities, Event]	83
Regional Medium Impact Usage fee – Community (Charity/NFP)	[Beaches, Park Reserves & Sporting Facilities, Event]	82
Regional Medium Impact Usage fee – Community (Charity/NFP)	[Beaches, Park Reserves & Sporting Facilities, Event]	83
Regional Senior Seasonal (Regional applies to No. 1 and No. 2 Sportsgrounds)	[Beaches, Park Reserves & Sporting Facilities – Sport]	85
Registration of Cat (Desexed or Non-Desexed)	[Dog & Cat Registration Fees]	44
Registration of Certificates under part 6 and Section 4.27 of the EP&A Act 1979	[Certificate Registration (archiving) Fee]	12
Registration of Desexed Cat (eligible Pensioners)	[Dog & Cat Registration Fees]	44
Registration of Desexed Dog	[Dog & Cat Registration Fees]	44
Registration of Desexed Dog (eligible Pensioner)	[Dog & Cat Registration Fees]	44
Registration of Dog (Non-Desexed)	[Dog & Cat Registration Fees]	44
Registration of dogs kept by registered breeders for breeding	[Dog & Cat Registration Fees]	44
Regular Children's events	[Exhibitions & Public Programs]	106
Regular hirer discount	[Promotional Rates]	93
Regular hirer discount	[Promotional Rates]	94
Regular hirer discount	[Promotional Rates]	97
Regular hirer discount	[Promotional Rates]	98
Regulated systems on premises	[Public Health Improvement Notices and Prohibition Orders]	36
Re-inspection Fee	[Food Business Inspection Fee]	37
Reissue of a Perpetual Interment Right (Burial Licence) or Order for Interment (Burial Permit)	[Minmi Cemetery]	57
Reissue of a Perpetual Interment Right (Burial Licence) or Order for Interment (Burial Permit)	[Wallsend Cemetery]	58
Reissue of a Perpetual Interment Right (Burial Licence) or Order for Interment (Burial Permit)	[Stockton Cemetery]	59
Reissue of Licence Agreement	[Beaches, Park Reserves & Sporting Facilities – Sport]	84
Reissue of Licence Agreement (Charities/Not for Profit/Schools)	[Beaches, Park Reserves & Sporting Facilities – Sport]	84
Removal of Ashes from Memorial Garden Suite	[Wallsend Cemetery]	57
Removal of Ashes from Niche Wall	[Wallsend Cemetery]	57
Remove blade and one existing post	[Community Facility & Street Name Signs/Erection of Signs]	40
Remove blade and one existing post	[Community Facility & Street Name Signs/Erection of Signs]	40
Remove blade from steel lighting column	[Community Facility & Street Name Signs/Erection of Signs]	41
Remove blade from steel lighting column	[Community Facility & Street Name Signs/Erection of Signs]	41
Remove existing post	[Community Facility & Street Name Signs/Erection of Signs]	40
Remove existing post	[Community Facility & Street Name Signs/Erection of Signs]	40
Remove one blade from existing post	[Community Facility & Street Name Signs/Erection of Signs]	40
Remove one blade from existing post	[Community Facility & Street Name Signs/Erection of Signs]	40
Renaming or naming a Street, Road or Lane	[Geographical Information Services]	46
Renotification/advertising fee where Council is required to renotify an application due to amendments to the proposal	[Public Notification Fees for Development Applications]	24
Replacement Resident Permit	[Parking Permits]	43
Replacement Resident Visitor Permit	[Parking Permits]	43
Replacement Sticker Fee	[Miscellaneous]	76
Reptile Show	[Blackbutt Reserve]	78
Requests for Deeds of Consent (variation to lease or licence)	[Lease of Council Owned Commercial Properties]	53
Requests for Deeds of Consent (variation to lease or licence) – Hours in excess of 4 hours	[Lease of Council Owned Commercial Properties]	69
Requests for Deeds of Variation	[Sale of Scattered Lots – General]	56

Fee Name	Parent	Page
R [continued]		
Requests for Deeds of Variation – Hours in excess of Council staff time	[Sale of Scattered Lots – General]	56
Research – Commercial/Government	[Local History Research]	70
Research – Non-Commercial	[Local History Research]	70
Resident Parking	[Parking Permits]	43
Resident Parking – Pensioner Rate	[Parking Permits]	43
Resident Visitor Parking – Short Stay	[Parking Permits]	43
Accommodation (New Applicants – 12 months from date of approval)		
Resident Visitor Parking (12 months from date of approval)	[Parking Permits]	43
Restoration/Additional Inscription	[Minmi Cemetery]	56
Restoration/Additional Inscription	[Wallsend Cemetery]	58
Restoration/Additional Inscription	[Stockton Cemetery]	59
Review of determination of DA (s8.2) in respect of a DA for a dwelling house, with an estimated cost of construction of \$100,000 or less	[Review of determination of a DA other than an application for complying, designated or integrated development or an application by the Crown]	17
Review of determination of DA (s8.2) in respect of a DA that does not involve any work	[Review of determination of a DA other than an application for complying, designated or integrated development or an application by the Crown]	17
Review of determination of DA (s8.2) in respect of any other DA, with an estimated cost of work as described:	[Review of determination of a DA other than an application for complying, designated or integrated development or an application by the Crown]	17
Review of determination of DA (s8.2) in respect of any other DA, with an estimated cost of work as described:	[Review of determination of a DA other than an application for complying, designated or integrated development or an application by the Crown]	17
Review of determination of DA (s8.2) in respect of any other DA, with an estimated cost of work as described:	[Review of determination of a DA other than an application for complying, designated or integrated development or an application by the Crown]	17
Review of determination of DA (s8.2) in respect of any other DA, with an estimated cost of work as described:	[Review of determination of a DA other than an application for complying, designated or integrated development or an application by the Crown]	17
Review of determination of DA (s8.2) in respect of any other DA, with an estimated cost of work as described:	[Review of determination of a DA other than an application for complying, designated or integrated development or an application by the Crown]	17
Review of determination of DA (s8.2) or DA Mod (s8.2) in respect of any other DA, with an estimated cost of work as described:	[Review of determination of a DA other than an application for complying, designated or integrated development or an application by the Crown]	17
Review of determination of DA Mod (s8.2)	[Review of determination of a DA Mod other than an application for complying, designated or integrated development or an application by the Crown]	18
Revision of Planning Agreements	[Planning Agreements]	34
Road construction less than half of existing pavement width	[Fees for subdivision works, DA related road works & non-DA related road works]	30
Road construction less than half of existing pavement width	[Fees for subdivision works, DA related road works & non-DA related road works]	30
Road construction less than half of existing pavement width	[Fees for subdivision works, DA related road works & non-DA related road works]	31
Road construction less than half of existing pavement width	[Fees for subdivision works, DA related road works & non-DA related road works]	31
Road Occupancy Permit (ROP) – Full Road Closure	[Other]	39
Road Occupancy Permit (ROP) – Normal application	[Other]	39
Road Reserve High Impact Usage fee – Commercial/Private (including wedding ceremonies)	[Events Management]	49
Road Reserve High Impact Usage fee – Commercial/Private (including wedding ceremonies)	[Events Management]	49
Road Reserve High Impact Usage fee – Community (Charity/NFP)	[Events Management]	49

Fee Name	Parent	Page
R [continued]		
Road Reserve Low Impact Usage fee – Commercial/Private (including wedding ceremonies)	[Events Management]	48
Road Reserve Low Impact Usage fee – Commercial/Private (including wedding ceremonies)	[Events Management]	48
Road Reserve Low Impact Usage fee – Community (Charity/NFP)	[Events Management]	48
Road Reserve Low Impact Usage fee – Community (Charity/NFP/Government)	[Events Management]	48
Road Reserve Medium Impact Usage fee – Commercial/Private (including wedding ceremonies)	[Events Management]	48
Road Reserve Medium Impact Usage fee – Commercial/Private (including wedding ceremonies)	[Events Management]	49
Road Reserve Medium Impact Usage fee – Community (Charity/NFP)	[Events Management]	48
Road Reserve Medium Impact Usage fee – Community (Charity/NFP)	[Events Management]	49
Room set-up changes	[Venue Hire]	105
Room set-up changes for functions	[Additional Services]	101
S		
Sandstone Rocks – Various Sizes	[Materials for Sale]	74
Saturday	[Venue Staff: Commissionaire, Security, Cleaning]	103
Saturday	[Staff Rates]	105
Saturday	[Staff Rates]	107
School Education Programs (Primary & Secondary) – 1 animal encounter onsite	[Blackbutt Reserve]	79
School Education Programs (Primary & Secondary) – 1 animal encounter onsite	[Blackbutt Reserve]	79
School Formal Package (choice of room)	[Standard Rates]	92
Schools and TAFE establishments	[Complying Development Certificates]	15
Scrap Metal	[Waste Disposal & Recycling]	73
Screen with Drapes	[Equipment Hire]	102
Screen with Drapes	[Equipment Hire]	102
Searching and compiling documents – Legally qualified staff	[Subpoena to Produce Documents]	10
Searching and compiling documents – Non-legally qualified staff	[Subpoena to Produce Documents]	10
Second impound surcharge	[Companion Animal Impounding Fees]	44
Secretarial Space	[Standard Rates]	93
Section 10.7 Planning Certificate – Urgency Fee	[Planning Certificates]	12
Section 10.7(2) and (5) Planning Certificate	[Planning Certificates]	11
Section 10.7(2) Planning Certificate	[Planning Certificates]	11
Section 7.11 & Section 7.12 Contributions Plans (each)	[Supply of Miscellaneous Information]	32
Security	[Additional Services]	101
Security (Functions only)	[Blackbutt Reserve]	79
Security access card deposit	[Beresfield Child Care Centre]	72
Security Bond	[Beaches, Park Reserves & Sporting Facilities – Sport]	84
Security Patrol of Event	[Events Management]	49
Security Patrol of Event	[Beaches, Park Reserves & Sporting Facilities – Sport]	84
Service charge	[Customer Service Centre]	46
Service Charge (including compiling information into a new form)	[Supply of Miscellaneous Information]	32
Service Charge (including compiling information into a new form)	[Supply of Miscellaneous Information]	46
Service charges of event bins – 1100 litre bin – bins emptied from kerbside location	[Special Event Bin Hire – RESIDUAL WASTE]	76

Fee Name	Parent	Page
S [continued]		
Service Charges of Event bins – 1100 litre bin – bins emptied from kerbside location	[Special Event Bin Hire – RECYCLING]	77
Service charges of event bins – 240 litre bin – bins emptied from kerbside location	[Special Event Bin Hire – RESIDUAL WASTE]	76
Service Charges of Event bins – 240 litre bin – bins emptied from kerbside location	[Special Event Bin Hire – RECYCLING]	77
Service Charges of Event bins – 360 litre bin – bins emptied from kerbside location	[Special Event Bin Hire – RECYCLING]	77
Service charges of event bins – 660 litre bin – bins emptied from kerbside location	[Special Event Bin Hire – RESIDUAL WASTE]	76
Service Charges of Event bins – 660 litre bin – bins emptied from kerbside location	[Special Event Bin Hire – RECYCLING]	77
Service cost for increased domestic waste bin to 240L	[Wheeled Container Service – 240 litre residual waste – KERBSIDE – UPGRADE]	75
Service cost for increased recycling bin to 360 litre (Upgrade from standard 240 litre bin, standard service day, fortnightly service, DWMSC properties only)	[User Pays Recycling Service – additional services]	76
Service Fee – Entire site – Commercial event	[Wheeler Place and Museum Lawn]	95
Service Fee – Entire site – Commercial event	[Wheeler Place and Museum Lawn]	95
Service Fee – Entire site – Commercial event	[Wheeler Place and Museum Lawn]	95
Service Fee – Entire site – Non commercial event	[Wheeler Place and Museum Lawn]	95
Service Fee – Entire site – Non commercial event	[Wheeler Place and Museum Lawn]	95
Service Fee – Entire site – Non commercial event	[Wheeler Place and Museum Lawn]	95
Service Fee – Using up to 50% of site – Commercial event	[Wheeler Place and Museum Lawn]	95
Service Fee – Using up to 50% of site – Commercial event	[Wheeler Place and Museum Lawn]	95
Service Fee – Using up to 50% of site – Commercial event	[Wheeler Place and Museum Lawn]	95
Service Fee – Using up to 50% of site – Non commercial event	[Wheeler Place and Museum Lawn]	95
Service Fee – Using up to 50% of site – Non commercial event	[Wheeler Place and Museum Lawn]	95
Service Fee – Using up to 50% of site – Non commercial event	[Wheeler Place and Museum Lawn]	95
Setup and/or Packup	[Venue Hire]	68
Shipping Container Application	[Other]	39
Shipping Container Application	[Other]	39
Short access rate – 3 hours – Charity / Not for Profit	[Promotional Rates]	96
Short access rate – 3 hours – Commercial	[Promotional Rates]	97
Short lead time – Not for Profit – City Hall	[Short lead time – booking within 4 weeks of event date]	93
Sign design fee (where applicable)	[Community Facility & Street Name Signs/Erection of Signs]	41
Sign design fee (where applicable)	[Community Facility & Street Name Signs/Erection of Signs]	41
Signage	[Beaches, Park Reserves & Sporting Facilities – Sport]	84
Single Admission	[Beresfield Swimming Centre]	77
Site and Tunnel Tours – Adult	[Fort Scratchley]	107
Site and Tunnel Tours – Children 4 – 14yrs	[Fort Scratchley]	107
Site and Tunnel Tours – Concession	[Fort Scratchley]	107
Site and Tunnel Tours – Family (2 Adults, 2 Children)	[Fort Scratchley]	107
Site fees – pop up events	[Newcastle Visitor Information Centre]	98
Small Area Event	[Blackbutt Reserve]	79
Small Area Event – Wedding	[Blackbutt Reserve]	80
Soil – Virgin Excavated Natural Material (VENM)	[Waste Disposal & Recycling]	72
Spatial data extraction fee	[GIS Digital Data]	46
Specialty papers – photogloss (170gsm)	[Media Surcharge]	47
Specialty papers – photogloss (170gsm)	[Media Surcharge]	47
Specialty papers – photogloss (170gsm)	[Media Surcharge]	47

Fee Name	Parent	Page
S [continued]		
Spectator Fee (Learn to Swim Programs & coaching)	[Beresfield Swimming Centre]	77
Sportsground Advertising Application Fee	[Beaches, Park Reserves & Sporting Facilities – Sport]	84
Stage A – Request to Council for proposed rezoning or amendment to principal LEP – preliminary assessment, tasks associated with any pre-Gateway review process	[Request to amend Principal LEP]	33
Stage B – Detailed assessment and reporting	[Request to amend Principal LEP]	33
Stage C – Post-Gateway Determination	[Request to amend Principal LEP]	33
Stage Extensions (2.4m x 1.2m) – City Hall	[Equipment Hire]	102
Stay of Infringement Application	[Annual Fire Safety Statement]	35
Stop payment cheque fee	[Administration Charges]	9
Storage Fee – locked cupboard	[Community Facilities]	60
Storage of containers, sheds or other structure without approval	[Events Management Non-Compliance]	50
Storage of containers, sheds or other structure without approval	[Non-compliance, Sport, Events & Community Land Access]	89
Strata Certificate	[Subdivision/Strata Certificates]	29
Strata Subdivision	[Complying Development Certificates]	14
Strategic Property Advice per hour – Compulsory acquisition advice, Negotiations etc.	[External Consultancy Services]	55
Street Tree Planting for Driveways or compensatory planting	[Tree Management]	51
Subdivision Certificate	[Subdivision/Strata Certificates]	29
Subsequent inspection of a swimming pool after the first inspection	[Swimming Pools]	29
Substitution of existing security bonds with another bond of a lesser amount due to completion of some works covered by existing bond	[Fees for subdivision works, DA related road works & non-DA related road works]	32
Sunday, Public Holidays, Overtime	[Venue Staff: Commissionaire, Security, Cleaning]	103
Sunday, Public Holidays, Overtime	[Staff Rates]	107
Sunday, Public Holidays, Overtime: Art Gallery Assistant	[Staff Rates]	105
Supply of blade	[Community Facility & Street Name Signs/Erection of Signs]	41
Supply of information on USB	[Supply of Miscellaneous Information]	32
Surcharge – loss of income due to bar operation restrictions	[Standard Rates]	96
Surcharge – loss of income due to low attendance	[Standard Rates]	97
Surf, Stand Up Paddleboard and/or Kite Surfing Licences	[Beaches, Park Reserves & Sporting Facilities, Event]	80
Sustenance	[Subpoena to Attend Court]	10
Sustenance Fee	[Animals Impounding Fees]	45
Sustenance fee per animal – 0 -1 day impounded	[Companion Animal Impounding Fees]	44
Sustenance fee per animal – greater than 1 day impounded	[Companion Animal Impounding Fees]	44
Swimming pools, change of use (including bed and breakfast accommodation), demolition work, small wind turbine systems, solar energy systems, telecommunication facilities, temporary structures and conversion of fire alarms	[Complying Development Certificates]	14
T		
TAFE groups – Onsite	[Blackbutt Reserve]	79
Tasks associated with any Gateway Determination review process initiated by proponent	[Request to amend Principal LEP]	33
Technical and professional advice (including development and post approval advice)	[Supply of Technical and Professional Advice/Information]	12

Fee Name	Parent	Page
T [continued]		
Technical Equipment: Consumables, Hired Equipment or Services	[Additional Services]	100
Technical Manual – Stormwater & Water Efficiency for Development	[Publications]	33
Technical Manuals (each – excluding Stormwater & Water Efficiency for Development Technical Manual)	[Publications]	33
Temporary Access over Community Land – Application Fee (non-refundable)	[Public Reserve, Temporary Access]	88
Temporary Access over Community Land – Damage to Grounds / facilities	[Public Reserve, Temporary Access]	88
Temporary Access over Community Land – Security Bond	[Public Reserve, Temporary Access]	88
Temporary Food Stalls	[Use of Vehicle or Article for Selling]	38
Temporary Parking Authorisation	[Parking Permits]	43
Temporary Parking Authorisation	[Parking Permits]	44
Tender Documents	[Supply of Miscellaneous Information]	9
Tender Documents	[Supply of Miscellaneous Information]	9
Tender Documents with A3, A2, A1 plans and colour pictures	[Supply of Miscellaneous Information]	9
TenderLink (online tender documents) Documents less than 150 pages or <100MB	[Supply of Miscellaneous Information]	10
TenderLink (online tender documents) Documents over 150 pages or >100MB	[Supply of Miscellaneous Information]	10
Third impound surcharge	[Companion Animal Impounding Fees]	44
Ticket Service Fees	[Additional Services]	101
Ticketed time parking zone per metre of kerbside space per week or part thereof	[Parallel to kerb parking – Approval zone within the road carriage way]	38
Ticketed time parking zone per metre of kerbside space per week or part thereof	[Angle parking – Approval zone within the road carriage way]	38
Time restricted parking zone (2P, 4P, etc.) per metre of kerbside space per week or part thereof	[Parallel to kerb parking – Approval zone within the road carriage way]	38
Time restricted parking zone (2P, 4P, etc.) per metre of kerbside space per week or part thereof	[Angle parking – Approval zone within the road carriage way]	38
Tour – Booked group up to x25 (maximum charge)	[Guided Tours]	107
Towing fee	[Abandoned Vehicle Impounding Fees]	45
Traffic Count Data Search	[Traffic Information/Searches]	40
Transfer of Perpetual Interment Right – completed at same time as Order for Interment	[Minmi Cemetery]	57
Transfer of Perpetual Interment Right – completed at same time as Order for Interment	[Wallsend Cemetery]	58
Transfer of Perpetual Interment Right (Burial Licence)	[Minmi Cemetery]	57
Transfer of Perpetual Interment Right (Burial Licence)	[Wallsend Cemetery]	58
Transfer of Perpetual Interment Right (Burial Licence)	[Stockton Cemetery]	59
Transfer of Perpetual Interment Right (Burial Licence) – completed at same time as Order for Interment (Burial Permit)	[Stockton Cemetery]	59
Transportation Costs	[Companion Animal Impounding Fees]	44
Transportation Costs	[Animals Impounding Fees]	45
Travel expenses	[Subpoena to Attend Court]	10
Travel mileage for outside LGA	[Exhibitions & Public Programs]	106
Travel mileage for outside LGA	[Exhibitions & Audience Engagement]	107
Tree work on Public Land Application	[Tree Management]	51
Tunnel Tours – Adult	[Fort Scratchley]	107
Tunnel Tours – Children 4 – 14yrs	[Fort Scratchley]	107
Tunnel Tours – Concession	[Fort Scratchley]	107
Tunnel Tours – Family (2 Adults, 2 Children)	[Fort Scratchley]	107
Tyres – Large – Off Rim	[Waste Disposal & Recycling]	74

Fee Name	Parent	Page
T [continued]		
Tyres – Large – On Rim	[Waste Disposal & Recycling]	74
Tyres – Medium – Off Rim	[Waste Disposal & Recycling]	73
Tyres – Medium – On Rim	[Waste Disposal & Recycling]	74
Tyres – Small – Off Rim	[Waste Disposal & Recycling]	73
Tyres – Small – On Rim	[Waste Disposal & Recycling]	73
U		
Unapproved monument fee	[Minmi Cemetery]	56
Unapproved monument fee	[Minmi Cemetery]	56
Unapproved monument fee	[Minmi Cemetery]	56
Unapproved monument fee	[Wallsend Cemetery]	58
Unapproved monument fee	[Wallsend Cemetery]	58
Unapproved monument fee	[Wallsend Cemetery]	58
Unapproved monument fee	[Stockton Cemetery]	59
Unapproved monument fee	[Stockton Cemetery]	59
Unapproved monument fee	[Stockton Cemetery]	59
Ungraded General Fill – VENM	[Materials for Sale]	74
Unlicensed Event/Activity	[Events Management Non-Compliance]	50
Unrestricted parking zone and other zone (NSt, NP, etc.) per metre of kerbside space per week or part thereof	[Parallel to kerb parking – Approval zone within the road carriage way]	38
Unrestricted parking zone and other zone (NSt, NP, etc.) per metre of kerbside space per week or part thereof	[Angle parking – Approval zone within the road carriage way]	38
Usage Fee – applies to Environment/Health/Community Education/Commemorative related events hosted by a volunteer/Charity/NFP entity	[Beaches, Park Reserves & Sporting Facilities, Event]	80
Usage fee environment/health/community education related events hosted by a volunteer/charity/NFP/Government entity	[Events Management]	48
Use of Sportsground/Park/Beach out of season, without approval/licence, closed or in wet weather (Including Personal Training, Surf Schools, Stand Up Paddleboard Operators, Schools & Associations)	[Non-compliance, Sport, Events & Community Land Access]	89
Use of Sportsground/Park/Beach out of season, without approval/licence, closed or in wet weather (Including Personal Training, Surf Schools, Stand Up Paddleboard Operators, Schools & Associations)	[Non-compliance, Sport, Events & Community Land Access]	89
Use of Sportsground/Park/Beach out of season, without approval/licence, closed or in wet weather (Including Personal Training, Surf Schools, Stand Up Paddleboard Operators, Schools & Associations)	[Non-compliance, Sport, Events & Community Land Access]	89
V		
Venue Hire other than items listed above	[Venue Hire]	70
Venue Promotion rate	[Promotional Rates]	93
Venue Promotion rate	[Promotional Rates]	94
Venue Promotion rate	[Promotional Rates]	100
Veterinary Care Fee	[Companion Animal Impounding Fees]	44
Veterinary Care Fee	[Animals Impounding Fees]	45
Vision Mixer	[Equipment Hire]	102
Vision Mixer	[Equipment Hire]	103
Visitor Information Centre – Charity/Not for Profit	[Newcastle Visitor Information Centre]	98
Visitor Information Centre – Charity/Not for Profit	[Newcastle Visitor Information Centre]	98
Visitor Information Centre – Charity/Not for Profit	[Newcastle Visitor Information Centre]	98

Fee Name	Parent	Page
V [continued]		
Visitor Information Centre – Commercial/Private	[Newcastle Visitor Information Centre]	98
Visitor Information Centre – Commercial/Private	[Newcastle Visitor Information Centre]	98
Visitor Information Centre – Commercial/Private	[Newcastle Visitor Information Centre]	98
W		
Wallsend Library – Heritage Room – Commercial/Government (Staffed operating hours only)	[Venue Hire]	69
Wallsend Library – Heritage Room – Non Commercial (Staffed operating hours only)	[Venue Hire]	69
Wallsend Library – Multi Function Room – Commercial/Government (Staffed operating hours only)	[Venue Hire]	69
Wallsend Library – Multi Function Room – Commercial/Government (Staffed operating hours only)	[Venue Hire]	69
Wallsend Library – Multi Function Room – Non-Commercial (Staffed operating hours only)	[Venue Hire]	69
Wallsend Library – Multi Function Room – Non-Commercial (Staffed operating hours only)	[Venue Hire]	69
Wallsend Library – Multi-Function & Heritage Room – Commercial/Government (Staffed operating hours only)	[Venue Hire]	69
Wallsend Library – Multi-Function & Heritage Room – Commercial/Government (Staffed operating hours only)	[Venue Hire]	69
Wallsend Library – Multi-Function & Heritage Room – Kitchen Cleaning Fee – User pays on invoice	[Venue Hire]	69
Wallsend Library – Multi-Function & Heritage Room – Non-Commercial (Staffed operating hours only)	[Venue Hire]	69
Wallsend Library – Multi-Function & Heritage Room – Non-Commercial (Staffed operating hours only)	[Venue Hire]	70
War Memorial Cultural Centre – Conference Room – Commercial/Government (Staffed operating hours only)	[Venue Hire]	68
War Memorial Cultural Centre – Conference Room – Non-Commercial (Staffed operating hours only)	[Venue Hire]	68
War Memorial Cultural Centre – Lovett Gallery – Conditions apply	[Venue Hire]	68
War Memorial Cultural Centre – Meet 1 – Commercial/Government (Staffed operating hours only)	[Venue Hire]	68
War Memorial Cultural Centre – Meet 1 – Commercial/Government (Staffed operating hours only)	[Venue Hire]	68
War Memorial Cultural Centre – Meet 1 – Non-Commercial (Staffed operating hours only)	[Venue Hire]	68
War Memorial Cultural Centre – Meet 1 – Non-Commercial (Staffed operating hours only)	[Venue Hire]	68
War Memorial Cultural Centre – Meet 2 – Commercial/Government (Staffed operating hours only)	[Venue Hire]	68

Fee Name	Parent	Page
W [continued]		
War Memorial Cultural Centre – Meet 2 – Non-Commercial (Staffed operating hours only)	[Venue Hire]	68
Water Access	[Events Management]	49
Water Access	[Beaches, Park Reserves & Sporting Facilities, Event]	81
Water Access	[Beaches, Park Reserves & Sporting Facilities, Event]	81
Water Access	[Beaches, Park Reserves & Sporting Facilities – Sport]	84
Water Access	[Beaches, Park Reserves & Sporting Facilities – Sport]	84
Water Access (if meter available)	[Events Management]	49
Wedding Package (choice of room)	[Standard Rates]	92
Wedding Package (choice of room)	[Standard Rates]	92
Where application relates to part of a building consisting of external wall only or does not otherwise have a floor area	[Building Certificates]	24
Wildlife show – Offsite	[Blackbutt Reserve]	79
Wildlife show – Offsite	[Blackbutt Reserve]	79
Wildlife show – Offsite	[Blackbutt Reserve]	79
Wildlife show – Offsite	[Blackbutt Reserve]	79
Wireless Microphone Handheld	[Equipment Hire]	101
Wireless Microphone Handheld	[Equipment Hire]	101
Wireless Microphone Handheld	[Equipment Hire]	105
Wireless Microphone Handheld	[Equipment Hire]	105
Wireless Microphone Lapel	[Equipment Hire]	101
Wireless Microphone Lapel	[Equipment Hire]	101
Wireless Microphone Lapel	[Equipment Hire]	105
Wireless Microphone Lapel	[Equipment Hire]	105
Wood – Clean, untreated	[Waste Disposal & Recycling]	73
Workshop or Training (maximum charge)	[Exhibitions & Audience Engagement]	106
Workshops, events or other programs	[Children's Activities]	70
Written reply required	[Supply of Miscellaneous Rates Information]	8

