

**ATTACHMENTS DISTRIBUTED UNDER SEPARATE COVER**

**CCL 28/07/2020 – EXECUTIVE MONTHLY PERFORMANCE REPORT  
– JUNE 2020**

**PAGE 3    ITEM 48    Attachment A:**    Executive Monthly Performance Report  
– June 2020

**DISTRIBUTED UNDER SEPARATE COVER**



# Monthly Performance Report

June 2020



## Debtors Report as at 30 June 2020

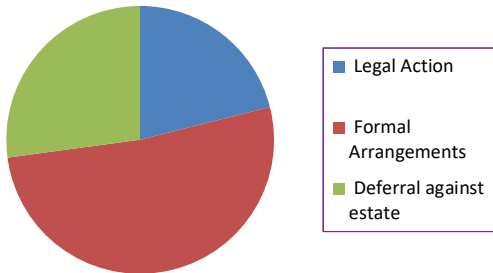
### Outstanding Rates

Debt Recovery Action	No. of Properties	\$ Amount
Legal Action	92	541,149
Formal Arrangements	618	1,330,283
Deferral against estate	35	696,498
<b>Total</b>	<b>745</b>	<b>2,567,930</b>

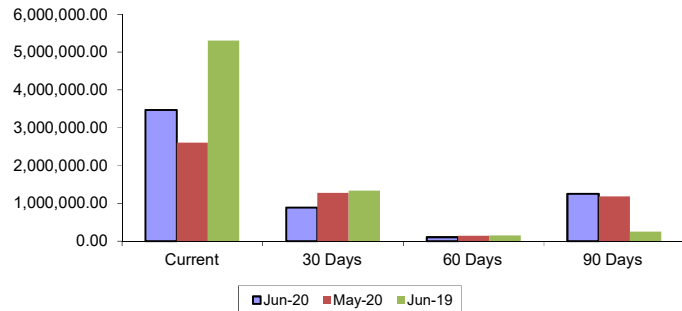
### Aged Debtors Report (Major Debtors Report)

Period	Jun-20 \$	May-20 \$	Jun-19 \$
Current	3,470,866	2,604,209	5,307,773
30 Days	888,314	1,274,537	1,330,943
60 Days	107,181	144,821	149,171
90 Days	1,252,596	1,185,326	253,794
<b>Total</b>	<b>5,718,957</b>	<b>5,208,893</b>	<b>7,041,681</b>

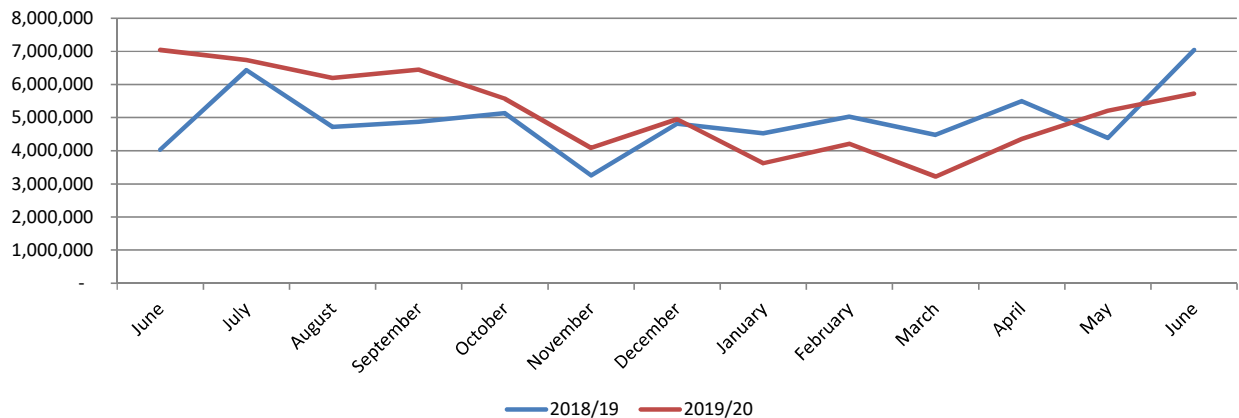
### Outstanding Rates (\$)



### Debtors balances



### Trend of Debtors Balance (\$)



### Breakdown of Material Debtors greater than \$100,000

Debtor	Business Unit	Total \$	Current \$	30 Days \$	60 Days \$	90 Days \$
Cleanaway	Waste Management	\$ 269,886	269,886	-	-	-
Veolia Environmental	Waste Management	\$ 968,659	160,135	-	-	808,525
Central Waste Station	Waste Management	\$ 539,585	539,585	-	-	-
Maitland City Council	Waste Management	\$ 515,843	515,843	-	-	-
Enviropacific Services	Waste Management	\$ 485,556	271,875	213,680	-	-
Cleanaway	Waste Management	\$ 1,003,759	453,822	549,937	-	-
Anambah Electrical Services	Strategy & Engagement	\$ 164,043	-	-	-	164,043
Greater Newcastle Aerotropolis	Strategy & Engagement	\$ 210,622	210,622	-	-	-
Hunter & Central Coast Development Corp	Strategy & Engagement	\$ 490,772	490,772	-	-	-

### Commentary on Material Debtors greater than 90 days

Veolia Environmental - Debt relates to Waste tipping fees. Debt Collection Agency sent. CN expects to fully receive this amount.  
Anambah Electrical Services - Debt Collection Agency is preparing statement of claim.

## Councillors' Expense Register 2019/2020

	OFFICIAL BUSINESS	ACCOMPANYING PERSON (Official Business)	OVERSEAS TRAVEL	PROFESSIONAL DEVELOPMENT	AICD COURSE FEES	LGNSW / NGA ANNUAL CONFERENCE	COMMUNICATION DEVICES	COMMUNICATION EXPENSES	CARER EXPENSES	STATIONARY and OFFICE SUPPLIES	TOTAL EXPENDITURE
<b>LORD MAYOR</b>	\$4,000	\$1,000		\$5,000	\$4,000		\$4,000	\$3,000	\$6,000	\$500	
<b>Policy Provision</b>	Annual (per year)	Annual (per year)	In accordance with a Council resolution	Annual (per year)	Once only (per term) (may be combined with Professional Development expenses in the year undertaken)	(see below)	Once only (per term)	Annual (per year)	Annual (per year)	Annual (per year)	
<b>NELMES Nuatali</b>	1,375.22	-	-	2,071.95		863.09	2,769.98	1,395.03	-	378.18	8,853.45
<b>ALL COUNCILLORS</b>	\$2,000	\$500		\$5,000	\$4,000	\$20,000	\$4,000	\$3,000	\$6,000	\$500	
<b>Policy Provision</b>	Annual (per year)	Annual (per year)	In accordance with a Council resolution	Annual (per year)	Once only (per term) (may be combined with Professional Development expenses in the year undertaken)	Annual (per year) (shared among elected representatives inclusive of both events)	Once only (per term)	Annual (per year)	Annual (per year)	Annual (per year)	
<b>BYRNE Matthew</b>	272.50	-	-	-		-	3,586.53	1,275.93	-	500.00	5,634.96
<b>CHURCH John</b>	482.52	-	-	-		-	315.37	660.00	-	449.09	1,906.98
<b>CLAUSEN Declan</b>	1,076.19	-	-	-		-	3,821.53	1,275.93	-	98.93	6,272.58
<b>DUNCAN Carol</b>	803.09	-	21,060.34	-		-	3,586.53	1,275.93	-	449.09	27,174.98
<b>DUNN Jason</b>	-	-	-	-		-	3,586.53	1,275.93	-	178.72	5,041.18
<b>ELLIOTT Kath</b>	1,568.31	-	-	409.09		-	3,348.75	1,151.43	-	177.13	6,654.71
<b>LUKE Brad</b>	367.96	-	-	-		-	3,586.53	1,275.93	-	177.13	5,407.55
<b>MACKENZIE John</b>	204.32	-	-	-		-	3,586.53	1,275.93	-	449.09	5,515.87
<b>ROBINSON Allan</b>	-	-	-	-		-	3,586.53	1,275.93	-	300.00	5,162.46
<b>RUFO Andrea</b>	37.07	-	-	-		-	3,586.53	1,275.93	-	-	4,899.53
<b>WHITE Emma</b>	-	-	-	-		-	3,586.53	1,275.93	-	177.13	5,039.59
<b>WINNEY-BAARTZ Peta</b>	1,108.27	-	-	-	8,918.00	-	3,586.53	1,275.93	-	13.64	14,902.37
<b>TOTAL (exc LM)</b>	<b>5,920.23</b>	<b>-</b>	<b>21,060.34</b>	<b>409.09</b>	<b>8,918.00</b>	<b>-</b>	<b>39,764.42</b>	<b>14,570.73</b>	<b>-</b>	<b>2,969.95</b>	<b>93,612.76</b>
<b>TOTAL (inc LM)</b>	<b>7,295.45</b>	<b>-</b>	<b>21,060.34</b>	<b>2,481.04</b>	<b>8,918.00</b>	<b>863.09</b>	<b>42,534.40</b>	<b>15,965.76</b>	<b>-</b>	<b>3,348.13</b>	<b>102,466.21</b>



# WARD 4 CAPITAL WORKS UPDATE AS AT 30 JUNE 2020

## Wallsend

Item	Actual Date	Reason for delay/Status of works
Wallsend Local Centre Public Domain Plan	Approved by Council May 2018	<ul style="list-style-type: none"> <li>The public domain plan has been integrated with flood mitigation work for Wallsend to ensure strategic consistency throughout the precinct.</li> <li>The integrated project has been broken into stages for preliminary costing and budgeted for in City of Newcastle's (CN) forward program.</li> <li>A draft schedule has been prepared for the timing of stages. Further broad community engagement for the overall Wallsend town centre, and for individual project stages, is scheduled to commence later this year.</li> </ul>
Stage 1: Detailed design and construction of: <ul style="list-style-type: none"> <li>The relocation of the northbound transport stop on Bunn Street</li> </ul>	Q2 2019/20	<ul style="list-style-type: none"> <li>Civil works complete. Trees have been planted.</li> <li>Covid-19 pandemic has interrupted workshop process for a mural. The team is evaluating a way to conduct a workshop. The artwork will be executed by professional artists based on input from the Childcare Centre, Wallsend Library and invited stakeholders.</li> </ul>
Stage 2: Detailed design and construction of: <ul style="list-style-type: none"> <li>Tyrrell Street Bridge replacement works</li> </ul>	March 2020	<ul style="list-style-type: none"> <li>The project has reached practical completion with minor rectification works remaining.</li> </ul>
Stage 3: Detailed design and construction of the intersection of Cowper and Kokera Streets, including: <ul style="list-style-type: none"> <li>New traffic lights and shared path</li> <li>Cowper Street Bridge upgrade works</li> <li>Stage 7 of Ironbark Creek upgrade works</li> </ul>		<ul style="list-style-type: none"> <li>Detail design has commenced with 20% design submissions received and CN feedback provided to design consultants for inclusion in the progression to 50% design.</li> <li>Early community engagement is scheduled to inform the detail design process. Our consultants commenced contacting targeted stakeholders to ensure their specific needs are in the detail design for the intersection of Kokera Street and Cowper Street.</li> <li>Construction tender September 2020, ready for construction 2021/2022 financial year. Some delay coordinating the Stage 7 Ironbark Creek, channel naturalisation and these channel works will improve channel flow at the inlet to maximise correct hydraulic outcomes at the transition. This will allow maximization of the benefits of future flood mitigation works.</li> </ul>
Stage 4: Detailed design of: <ul style="list-style-type: none"> <li>Boscawen Street Bridge replacement works</li> <li>Nelson Street Bridge replacement works</li> </ul>		<ul style="list-style-type: none"> <li>Scheduled for 2020/2021 financial year.</li> </ul>
Stage 5: Detailed design of: <ul style="list-style-type: none"> <li>Upgraded traffic lights and shared path at the Nelson Street and Cowper Street intersection</li> <li>The proposed roundabout at the intersection of Cowper Street and Newcastle Road</li> </ul>		<ul style="list-style-type: none"> <li>TfNSW blackspot funding received to assist with design and construction.</li> <li>Detailed design tenders to be prepared for release to market early in 2020/21 financial year.</li> <li>Construction scheduled 2021/22 and 2022/23 subject to funding.</li> </ul>



# WARD 4 CAPITAL WORKS UPDATE AS AT 30 JUNE 2020

Item	Actual Date	Reason for delay/Status of works
Future stages		TBA – Prioritisation subject to the results of further community consultation.
Channel Naturalisation Planning and Investigation – whole town centre		<ul style="list-style-type: none"> <li>Modelling of three naturalisation options for HWC's channel is complete and draft flood impact results have been provided for CN and HWC.</li> <li>Cost benefit analysis and final report recommendations are to be provided in the next few weeks.</li> <li>Due to design and modelling coordination between the Local Centres project and Ironbark Creek Stage 7, this may extend in to mid-2020.</li> </ul>

## Beresfield

Item	Actual Date	Reason for delay/Status of works
Beresfield Local Centre Public Domain Plan, detailed design and construction	September 2019	<ul style="list-style-type: none"> <li>Beresfield Local Centre officially opened on 20 September 2019.</li> <li>A community Placemaking approach is being followed for the final touches to a prominent new public open space on the corner of Beresford Avenue and Lawson Avenue, which was created as part of the local centre renewal.</li> <li>Landscape design for the corner space is progressing in collaboration with the University of Newcastle (UON). The site is part of a joint CN and UON urban heat island monitoring and mitigation project which has been grant funded by Local Government NSW.</li> <li>The final design will reduce urban heat island effect through shade provision and heat reducing materials.</li> <li>A wall mural has been completed for a neighbouring shop wall. A further mural will be developed for the footpath plane (which will use special heat reflecting paint).</li> </ul>

## Shortland

Item	Actual Date	Reason for delay/Status of works
Shortland Public Domain Plan		<ul style="list-style-type: none"> <li>An online community survey is open for two weeks from 15 to 29 June 2020 to gather community input which will inform the plan.</li> </ul>



Shortland Local Centre

# Investment Policy compliance report

June 2020

## Executive summary:

### 1 **Socially Responsible Investment:**

Application of the investment function has remained consistent with requirements outlined within Part E of CN's Investment Policy, "*Environmentally and Socially Responsible Investments (SRI)*".

### 2 **Portfolio holdings:**

CN's overall investment portfolio holdings are \$340.7million, with \$318.6million invested directly in Income producing/defensive asset classes, and \$22.1million of these monies invested in the Capital Growth focused Long Term Growth Fund with an approx. asset allocation of (80% growth and 20% defensive).

### 3 **Performance commentary – Income producing/Defensive funds:**

As at the end of June 2020 CN's allocation to the income producing/defensive assets sat at 93%. These funds continue to provide CN with a stable source of income through these volatile economic times, however market rates have declined significantly in recent months and investments are rolling at lower interest rates.

YTD CN achieved a yield on the investment portfolio for the 12 months to 30 June of 2.11%, against the benchmark of 1.35% (0.50% over the Bloomberg AusBond Bank Bill Index).

In June we continued to hold excess At Call funds as a buffer for Covid-19 related liquidity requirements which may impact cash flow timing within the short term. During this period the majority of At Call funds were held in a high interest account with a rate of return commensurate or above major bank short-term term deposit rates.

### 4 **Performance commentary – Capital growth funds:**

As at the end of June 2020 CN's allocation to the Long-Term Growth Fund sat at a total of 7%. The fund regained stability during June making a gain for the month, although a small loss will be represented in the accounts for the financial year.

### 5 **Risk management compliance:**

CN's temporary surplus funds are invested consistent with its adopted Investment and Borrowing Policy and The Local Government Act and Regulations.

Actual performance against CN's Policy limits is disclosed later in this report.

### 6 **New and matured investments:**

New investments placed during June 2020 continued to focus on meeting the objectives outlined in CN's Investment and Borrowing Policy.

Further disclosure of investment portfolio composition and details of any investment placements or maturities during the reporting period are detailed later in this report.

### 7 **Interest Income 2019/20:**

Year to Date 2019/20 interest income comprises \$6.9million on the Income producing/defensive funds (excluding Newcastle Airport and non-investment portfolio sources of interest) whilst the Long-Term Growth Fund has generated a cumulative loss of \$0.2million (\$0.1m improvement on the prior month). Interest income for the month was a modest but positive \$0.4million.



# Investment Policy compliance report

June 2020

**8 Interest Income Budget:**

At the March quarterly review the full year budget was revised down to \$4.47million (excluding Newcastle Airport and non-investment portfolio sources of interest income) primarily due to the re-forecasted decline in fair value of the Growth fund which has since rebounded and posted only a \$0.2m deficit compared to the revised forecast of (\$2.2m).

As such the actual interest income for the year of \$6.9million is above the March revised budgeted year to date estimate by \$2million, representing equity market fluctuations from March to June and a decrease in margins earned on our defensive portfolio.

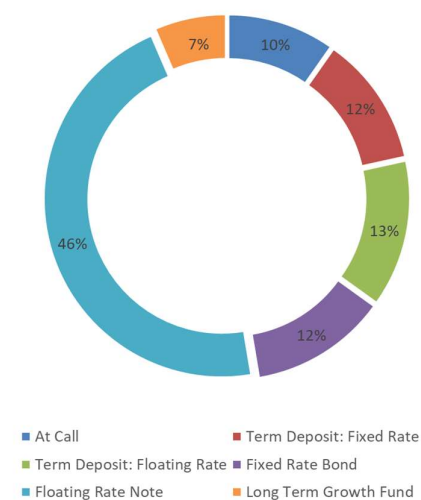
**9** In accordance with Council's resolution of 30 May 1995, the schedules of investments (new placements and maturities) from the two previous meetings of Council are provided in detail at the conclusion of this report.

# Investment Policy compliance report

June 2020

## Portfolio holdings:

Asset Class allocation		
Investment Category	Investment type	CN exposure (\$'000)
Income producing / Defensive	Cash At Call	33,198
	Term Deposit: Fixed rate	40,279
	Term Deposit: Floating rate	45,500
	Floating Rate Note	157,274
	Fixed Rate Bond	42,356
Capital Growth	Long Term Growth Fund	22,103
<b>Total</b>		<b>340,710</b>



## Performance:

### Income producing/defensive category\*:

	3 year (% p.a.)	1 year %	3 months %	FYTD %	1 month %	1 month annualised (% p.a.)
CN's return	2.70%	2.11%	0.42%	2.11%	0.12%	1.44%
Performance objective <sup>^</sup>	2.07%	1.35%	0.19%	1.35%	0.05%	0.59%
Excess return	0.63%	0.76%	0.23%	0.76%	0.07%	0.85%

\*Exclusive of Capital Growth (disclosed separately below).

<sup>^</sup> CN's Performance objective is set at the Ausbond Bank Bill Index + 0.50%.

### Capital Growth category\*:

	3 year (% p.a.)	1 year %	3 months %	FYTD %	1 month %
CN's return	n/a	(0.59%)	6.12%	(0.59%)	0.04%
Performance objective <sup>^</sup>	1.20%	5.57%	1.20%	5.57%	0.40%
Excess return	n/a	(6.16%)	4.92%	(6.16%)	(0.36%)

	Return since Inception <sup>#</sup>
CN's return	0.47%

\* Capital Growth category consists solely of CN's exposure to TCorp Individually Managed Growth Funds.

<sup>^</sup> CN's Performance objective is set at CPI + 3.5% p.a. (over a rolling 10yrs)

<sup>#</sup> Return since inception considers the month end dollar value of the investment against CN's capital contributions since inception. Initial investment into the Capital Growth category occurred in February 2019 with incremental contributions thereafter.

# Investment Policy compliance report

June 2020

## Risk Management compliance:

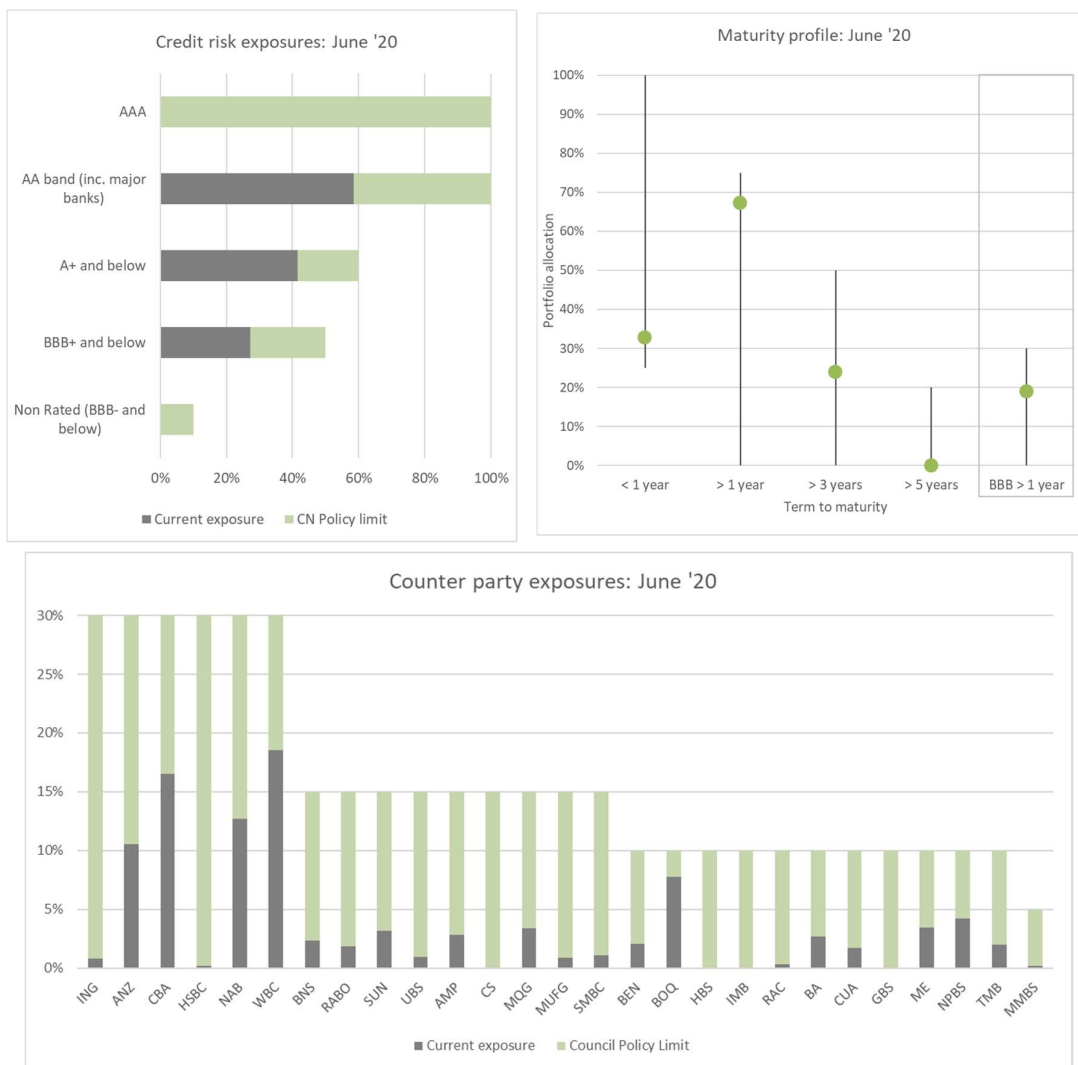
### Portfolio exposure:

Investment category	Minimum exposure	Maximum exposure	CN exposure
Income producing / Defensive	80%	100%	93%
Capital Growth^	0%	20%	7%

^ Capital Growth category consists solely of CN's exposure to TCorp Individually Managed Growth Funds.

### Income producing / Defensive risk limits:

The below risk limits apply only to the income producing / Defensive category of CN's investment portfolio.



ING = ING Bank (Australia) maintains a long term credit rating with S&P of "A". However, CN's sole ING investment is assigned a "AAA" rating due to additional credit support of the investment class.

# Investment Policy compliance report

June 2020

## New and matured Investments:


### New Investments:

Contract date	Settlement date	Institution	Asset Class	Principal value	Rate of Return	Term	Maturity date
5 June 2020	5 June 2020	MMBS	Term Deposit: Fixed rate	\$639,423	1.30%	187 days	9/12/2020
12 June 2020	12 June 2020	NAB	Term Deposit: Fixed rate	\$6,000,000	0.90%	90 days	10/09/2020

### Matured Investments:

Date matured	Institution	Asset Class	Principal value	Rate of Return	Original Term	Original date invested
5 June 2020	MMBS	Term Deposit: Fixed rate	\$639,423	1.90%	268 days	11 Sep 2019
12 June 2020	Suncorp Metway	Term Deposit: Fixed rate	\$8,000,000	1.55%	197 days	28 Nov 2019
12 June 2020	RACQ Bank	Term Deposit: Fixed rate	\$6,000,000	2.00%	1 year	19 Jun 2019

I certify that the new investments detailed above have been made in accordance with the Local Government Act 1993, the Local Government (General) Regulation 2005, and Council's adopted Investment Policy.



Scott Moore  
Responsible Accounting Officer

# Investment Policy compliance report

May 2020

## New and matured Investments:

### New Investments:

Contract date	Settlement date	Institution	Asset Class	Principal value	Rate of Return	Term	Maturity date
-	-	-	-	-	-	-	-

### Matured Investments:

Date matured	Institution	Asset Class	Principal value	Rate of Return	Original Term	Original date invested
5 May 2020	Heritage Bank	Floating Rate Note	\$2,050,000	90d bbsw + 1.30%	3 years	4 May 2017
8 May 2020	NAB	Term Deposit: Fixed rate	\$4,000,000	1.48%	80 days	18 Feb 2020
11 May 2020	RACQ Bank	Floating Rate Note	\$2,000,000	90d bbsw + 1.10%	2 years	11 May 2018

I certify that the new investments detailed above have been made in accordance with the Local Government Act 1993, the Local Government (General) Regulation 2005, and Council's adopted Investment Policy.

*Not required as no new investments placed in May 2020*

Scott Moore  
Responsible Accounting Officer

# Investment Policy compliance report

April 2020

## New and matured Investments:

### New Investments:

Contract date	Settlement date	Institution	Asset Class	Principal value	Rate of Return	Term	Maturity date
-	-	-	-	-	-	-	-

### Matured Investments:

Date matured	Institution	Asset Class	Principal value	Rate of Return	Original Term	Original date invested
3 Apr 2020	Macquarie Bank	Term Deposit: Fixed rate	\$4,000,000	1.60%	113 days	12 Dec 2019
7 Apr 2020	Newcastle Perm	Floating Rate Note	\$2,000,000	90d bbsw + 1.35%	5 years	7 Apr 2015
7 Apr 2020	Newcastle Perm	Floating Rate Note	\$4,500,000	90d bbsw + 1.58%	3.7 years	25 Jul 2016
17 Apr 2020	NAB	Term Deposit: Fixed rate	\$4,000,000	1.70%	210 days	20 Sep 2019

### Sold Investments:

Date sold	Institution	Asset Class	Principal value	Profit on sale	Original Rate of Return	Original Term	Original date invested
24 Apr 2020	ANZ	Fixed rate bond	\$2,999,565	\$9,015	3.385%	5 years	3 Jun 2015
24 Apr 2020	ANZ	Fixed rate bond	\$2,999,194	\$9,386	3.51%	5 years	12 Jun 2015

I certify that the new investments detailed above have been made in accordance with the Local Government Act 1993, the Local Government (General) Regulation 2005, and Council's adopted Investment Policy.

*Not required as no new investments placed in April 2020*

Scott Moore  
Responsible Accounting Officer